

In following-up, pls. cite DMS ref #
2016-BA-0112303

REPUBLIC OF THE PHILIPPINES
DEPARTMENT OF BUDGET AND MANAGEMENT

General Solano St, San Miguel, Manila

ACKNOWLEDGEMENT RECEIPT

The **DEPARTMENT OF BUDGET AND MANAGEMENT** hereby acknowledges the receipt of your letter/request which has been uploaded to the DBM-Document Management System and routed to the appropriate office/s with the following information:

Sender: PSA - PERSONAL DELIVERY

Document Title: PSA-MONTHLY REPORT OF DISBURSEMENTS (FAR NO. 4) FOR THE MONTH OF NOVEMBER 2016 - CENTRAL OFFICE

Document Reference No: 2016-BA-0112303

Date and Time Uploaded: Friday, December 23, 2016 2:10:15 PM

Uploaded By: RECEIVING Ryan

Routed To: BMB-A Elsa Abundo


CC:

Total no of pages received: 1 copy and 2 pages

The determination of the completeness of the documentary requirements submitted, if any, is subject to the evaluation of the technical person in charge.

This receipt is system generated and does not require signature.

Received by:



DOCUMENT
MANAGEMENT
SYSTEM

MONTHLY REPORT OF DISBURSEMENTS
For the month of NOVEMBER, 2016

FAR No. 4

Department : NATIONAL ECONOMIC DEVELOPMENT AUTHORITY (NEDA)
Agency : PHILIPPINE STATISTICS AUTHORITY (PSA)
Operating Unit : CENTRAL OFFICE
Organizational Code (UACS) : 24-008-00-00000
Funding Source Code : 01 101 101 ; 01 101 407

Particulars	CURRENT YEAR'S BUDGET					PRIOR YEAR'S BUDGET									
	PS	MOOE	FinEx	CO	TOTAL	PRIOR YEAR'S ACCOUNTS PAYABLE					CURRENT YEARS ACCOUNTS PAYABLE				
						PS	MOOE	FinEx	CO	TOTAL	PS	MOOE	FinEx	CO	TOTAL
(1)	(2)	(3)	(4)	(5)	6=(2+3+4+5)	(7)	(8)	(9)	(10)	11=(7+8+9+10)	(12)	(13)	(14)	(15)	16=(12+13+14+15)
Notice of Cash Allocations															
MDS Checks Issued	7,329,306.83	25,049,163.85		-	32,378,470.68				-	-	-	-	-	-	-
Advice to Debit Account	112,293,619.40	116,237,628.60		2,255,979.91	230,787,227.91	-	8,593,262.48		-	8,593,262.48	-	-	-	-	-
Working Fund (NCA issued to BTr)					-					-					-
Tax Remittance Advices Issued (TRA)	8,936,972.78	7,729,708.78			16,666,681.56					-					-
Cash Disbursement Ceiling (CDC)					-					-					-
Non-Cash Availment Authority (NCAA)					-					-					-
Others (CDT, BTr Docs Stamp, etc)					-					-					-
TOTAL	128,559,899.01	149,016,501.23	-	2,255,979.91	279,832,380.15	-	-	-	-	8,593,262.48	-	-	-	-	-


	Previous Report	This month	as of Date
Balance of Disbursements Authorities Received	4,466,349,314.70	19,578,677.56	4,485,927,992.26
NCA	4,330,912,439.33	2,911,996.00	4,333,824,435.33
Working Fund			
TRA	135,436,875.37	16,666,681.56	152,103,556.93
CDA			
NCAA			
Others (CDT, BTr Docs Stamp, etc)			
Less: Notice of Transfer Allocation (NTA) issued			
Total Disbursements Authorities Available	4,466,349,314.70	19,578,677.56	4,485,927,992.26
Less: Lapsed NCA Disbursements	605.50		605.50
Balance of Disbursements Authorities to date	2,899,097,692.98	271,758,961.07	3,170,856,654.05
	1,567,251,016.22	-252,180,283.51	1,315,070,732.71


	Previous Report	This month	as of Date
Total Disbursements Program	4,466,349,314.70	19,578,677.56	4,485,927,992.26
Less: Actual Disbursements (over)/Under Spending	2,899,097,692.98	271,758,961.07	3,170,856,654.05
	1,567,251,621.72	-252,180,283.51	1,315,071,338.21

Certified Correct:


EVELYN F. TOLENTINO
Chief Accountant

Approved by:
FOR THE NATIONAL STATISTICIAN



ROMEO S. RECIDE
Deputy National Statistician
Officer-in-Charge



: NATIONAL ECONOMIC DEVELOPMENT AUTHORITY (NEDA)
 : PHILIPPINE STATISTICS AUTHORITY
 : CENTRAL OFFICE/
 : 24 008 00 00000
 : 01 101 101 ; 01 101 407

TOTAL	SUB-TOTAL	TRUST LIABILITIES				GRAND TOTAL					Remarks
		PS	MOOE	CO	TOTAL	PS	MOOE	FinEx	CO	TOTAL	
17=(11+16)	18=(6+17)	(19)	(20)	(21)	=(19+20+21)	(23)	(24)	(25)	(26)	27=(23+24+25+26)	(28)
-	32,378,470.68				-	7,329,306.83	25,049,163.85	-	-	32,378,470.68	
8,593,262.48	239,380,490.39				-	112,293,619.40	124,830,891.08	-	2,255,979.91	239,380,490.39	
-	16,666,681.56				-	8,936,972.78	7,729,708.78	-	-	16,666,681.56	
-	-				-	-	-	-	-	-	
-	-				-	-	-	-	-	-	
8,593,262.48	288,425,642.63	-	-	-	-	128,559,899.01	157,809,763.71	-	2,255,979.91	288,425,642.63	

MN



In following-up, pls. cite DMS ref #
2016-BA-0112302

REPUBLIC OF THE PHILIPPINES
DEPARTMENT OF BUDGET AND MANAGEMENT

General Solano St, San Miguel, Manila

ACKNOWLEDGEMENT RECEIPT

The **Department of Budget and Management** hereby acknowledges the receipt of your letter/request which has been uploaded to the DBM-Document Management System and routed to the appropriate office/s with the following information:

Sender: PSA - PERSONAL DELIVERY

Document Title: PSA-MONTHLY REPORT OF DISBURSEMENTS (FAR NO. 4) FOR THE MONTH OF NOVEMBER 2016 - CONSOLIDATED

Document Reference No: 2016-BA-0112302

Date and Time Uploaded: Friday, December 23, 2016 2:08:12 PM

Uploaded By: RECEIVING Ryan

Routed To: BMB-A Elsa Abundo

cc:

Total no. of pages received: 1 copy and 2 pages

The determination of the completeness of the documentary requirements submitted, if any, is subject to the evaluation of the technical person in charge.

This receipt is system generated and does not require signature.

Received by:



MONTHLY REPORT OF DISBURSEMENTS
For the month of NOVEMBER 2016

Government Accountability Office
Office of the Director
NOV 17 2016

FAR No. 4

Department : NATIONAL ECONOMIC DEVELOPMENT AUTHORITY (NEDA)
Agency : PHILIPPINE STATISTICS AUTHORITY
Operating Unit : REGIONAL STATISTICAL SERVICES OFFICE (Consolidated)
Organizational Code (UACS) : 24 008 03 00000
Funding Source Code : 1 01 101, 1 04 102, 1 01 407

mf
DEC 23 2016

Particulars	CURRENT YEAR'S BUDGET					PRIOR YEAR'S BUDGET											
	PS	MOOE	FinEx	CO	TOTAL	PRIOR YEAR'S ACCOUNTS PAYABLE					CURRENT YEARS ACCOUNTS PAYABLE					TOTAL	
						PS	MOOE	FinEx	CO	TOTAL	PS	MOOE	FinEx	CO	TOTAL		
(1)	(2)	(3)	(4)	(5)	6=(2+3+4+5)	(7)	(8)	(9)	(10)	11=(7+8+9+10)	(12)	(13)	(14)	(15)	16=(12+13+14+15)	17=(11+16)	
Notice of Cash Allocations																	
MDS Checks Issued	57,716,031.25	84,683,521.44	-	1,657,094.50	144,056,647.19	-	-	-	-	-	-	1,195,875.94	-	-	1,195,875.94	1,195,875.94	
Advice to Debit Account	15,222,258.21	800,977.28	-	-	16,023,235.49	-	-	-	-	-	-	-	-	-	-	-	
Working Fund (NCA issued to BTr)	-	-	-	-	-	-	-	-	-	-	-	-	-	-	-	-	
Tax Remittance Advices Issued (TRA)	5,187,048.91	3,334,185.13	-	56,231.44	8,577,465.48	-	-	-	-	-	-	-	-	-	-	-	
Cash Disbursement Ceiling (CDC)	-	-	-	-	-	-	-	-	-	-	-	-	-	-	-	-	
Non-Cash Availment Authority (NCAA)	-	-	-	-	-	-	-	-	-	-	-	-	-	-	-	-	
Others (CDT, BTr Docs Stamp, etc)	-	-	2,880.00	-	2,880.00	-	-	-	-	-	-	-	-	-	-	-	
TOTAL	78,125,338.37	88,818,683.85	2,880.00	1,713,325.94	168,660,228.16	-	-	-	-	-	-	1,195,875.94	-	-	1,195,875.94	1,195,875.94	

SUMMARY

Balance of Disbursements Authorities Received	1,309,136,045.48	159,307,268.95	1,468,443,314.43
NCA	1,243,699,261.00	150,580,597.10	1,394,279,858.10
Working Fund			-
TRA	63,843,751.44	8,577,465.48	72,421,216.92
CDA			
NCAA			
Others (CDT, BTr Docs Stamp, etc)	1,593,033.04	149,206.37	1,742,239.41
Less: Notice of Transfer Allocation (NTA) issued	0.00	0.00	0.00
Total Disbursements Authorities Available	1,309,136,045.48	159,307,268.95	1,468,443,314.43
Less: Lapsed NCA	0.00	0.00	0.00
Disbursements	1,099,906,595.42	169,856,104.10	1,269,762,699.52
Balance of Disbursements Authorities to date	209,229,450.06	(10,548,835.15)	198,680,614.91

	Previous Report	This month	As of 30-Nov-16
Balance of Disbursements Authorities Received	1,309,136,045.48	159,307,268.95	1,468,443,314.43
NCA	1,243,699,261.00	150,580,597.10	1,394,279,858.10
Working Fund			-
TRA	63,843,751.44	8,577,465.48	72,421,216.92
CDA			
NCAA			
Others (CDT, BTr Docs Stamp, etc)	1,593,033.04	149,206.37	1,742,239.41
Less: Notice of Transfer Allocation (NTA) issued	0.00	0.00	0.00
Total Disbursements Authorities Available	1,309,136,045.48	159,307,268.95	1,468,443,314.43
Less: Lapsed NCA	0.00	0.00	0.00
Disbursements	1,099,906,595.42	169,856,104.10	1,269,762,699.52
Balance of Disbursements Authorities to date	209,229,450.06	(10,548,835.15)	198,680,614.91

Total Disbursements Program
Less: Actual Disbursements
(over)/Under Spending


PREVIOUS REPORT	THIS MONTH	AS OF NOVEMBER
1,309,136,045.48	159,307,268.95	1,468,443,314.43
1,099,906,595.42	169,856,104.10	1,269,762,699.52
209,229,450.06	(10,548,835.15)	198,680,614.91

Certified Correct:

Evelyn F. Tolentino
EVELYN F. TOLENTINO
Chief Accountant

Approved by:
FOR THE NATIONAL STATISTICIAN

Romeo S. Recide
ROMEO S. RECIDE
(Deputy National Statistician)
Officer-in-charge





In following-up, pls. cite DMS ref #
2016-BA-104942

REPUBLIC OF THE PHILIPPINES
DEPARTMENT OF BUDGET AND MANAGEMENT

General Solano St, San Miguel, Manila

ACKNOWLEDGEMENT RECEIPT

The **Department of Budget and Management** hereby acknowledges the receipt of your letter/request which has been uploaded to the DBM-Document Management System and routed to the appropriate office/s with the following information:

Sender: NEDA - PSA - PERSONAL DELIVERY

Document Title: NEDA-PSA-MONTHLY REPORT OF DISBURSEMENTS FOR THE MONTH OF OCTOBER 2016 FAR NO. 4

Document Reference No: 2016-BA-104942

Date and Time Uploaded: Tuesday, November 29, 2016 4:04:54 PM

Uploaded By: RECEIVING Cherry

Routed To: BMB-A Elsa Abundo


CC:

Total no of pages received: 1 copy and 2 pages

The determination of the completeness of the documentary requirements submitted, if any, is subject to the evaluation of the technical person in charge.


This receipt is system generated and does not require signature.

Received by:



Department of Budget and Management
**DOCUMENT
MANAGEMENT
SYSTEM**

MONTHLY REPORT OF DISBURSEMENTS
For the month of OCTOBER 2016



FAR No. 4

Department : NATIONAL ECONOMIC DEVELOPMENT AUTHORITY (NEDA)
 Agency : PHILIPPINE STATISTICS AUTHORITY (PSA-NSO)
 Operating Unit : CENTRAL OFFICE/FIELD OFFICE
 Organizational Code (UACS) : 24 008 00 00000
 Funding Source Code : 1 01 101, 1 04 102, 1 01 407

Particulars	CURRENT YEAR'S BUDGET					PRIOR YEAR'S BUDGET											
	PS	MOOE	FinEx	CO	TOTAL	PRIOR YEAR'S ACCOUNTS PAYABLE					CURRENT YEARS ACCOUNTS PAYABLE					TOTAL	
						PS	MOOE	FinEx	CO	TOTAL	PS	MOOE	FinEx	CO	TOTAL		
(1)	(2)	(3)	(4)	(5)	6=(2+3+4+5)	(7)	(8)	(9)	(10)	11=(7+8+9+10)	(12)	(13)	(14)	(15)	16=(12+13+14+15)	17=(11+16)	
Notice of Cash Allocations																	
MDS Checks Issued	12,192,038.50	5,077,734.69	-	-	17,269,773.19	-	-	-	-	-	-	-	-	-	-	-	-
Advice to Debit Account	49,691,187.03	78,825,751.34	-	313,557.00	128,830,495.37	-	-	-	-	-	-	-	-	-	-	-	-
Working Fund (NCA issued to BTr)	-	-	-	-	-	-	-	-	-	-	-	-	-	-	-	-	-
Tax Remittance Advices Issued (TRA)	7,941,321.22	4,934,896.34	-	-	12,876,217.56	-	-	-	-	-	-	-	-	-	-	-	-
Cash Disbursement Ceiling (CDC)	-	-	-	-	-	-	-	-	-	-	-	-	-	-	-	-	-
Non-Cash Availment Authority (NCAA)	-	-	-	-	-	-	-	-	-	-	-	-	-	-	-	-	-
Others (CDT, BTr Docs Stamp, etc)	-	-	-	-	-	-	-	-	-	-	-	-	-	-	-	-	-
TOTAL	69,824,546.75	88,838,382.37	-	313,557.00	158,976,486.12	-	-	-	-	-	-	-	-	-	-	-	-

SUMMARY

	Previous Report	This month	As of 31-Oct-16
Balance of Disbursements Authorities Received	4,447,953,396.14	18,395,918.56	4,466,349,314.70
NCA	4,325,392,738.33	5,519,701.00	4,330,912,439.33
Working Fund			-
TRA	122,560,657.81	12,876,217.56	135,436,875.37
CDA			
NCAA			
Others (CDT, BTr Docs Stamp, etc)	0.00	0.00	0.00
Less: Notice of Transfer Allocation (NTA) issued	0.00	0.00	0.00
Total Disbursements Authorities Available	4,447,953,396.14	18,395,918.56	4,466,349,314.70
Less: Lapsed NCA	605.50	0.00	605.50
Disbursements	2,752,997,424.42	146,100,268.56	2,899,097,692.98
Balance of Disbursements Authorities to date	1,694,955,366.22	(127,704,350.00)	1,567,251,016.22

Total Disbursements Program
 Less: Actual Disbursements
 (over)/Under Spending

PREVIOUS REPORT	THIS MONTH	AS OF OCTOBER
4,447,953,396.14	18,395,918.56	4,466,349,314.70
2,752,998,029.92	146,100,268.56	2,899,098,298.48
1,694,955,366.22	-127,704,350.00	1,567,251,016.22

Certified Correct:

for:
 EVELYN F. TOLENTINO
 Chief Accountant

Approved by:

LISA GRACE S. BERSALES Ph.D
 National Statistician


MONTHLY REPORT OF DISBURSEMENTS
For the month of OCTOBER 2016

FAR No. 4

: NATIONAL ECONOMIC DEVELOPMENT AUTHORITY (NEDA)
: PHILIPPINE STATISTICS AUTHORITY (PSA-NSO)
: CENTRAL OFFICE/FIELD OFFICE
: 24 008 00 00000
: 1 01 101, 1 04 102, 1 01 407

SUB-TOTAL	TRUST LIABILITIES				GRAND TOTAL					Remarks
	PS	MOOE	CO	TOTAL	PS	MCOE	FinEx	CO	TOTAL	
18=(6+17)	(19)	(20)	(21)	22=(19+20+21)	(23)	(24)	(25)	(26)	27=(23+24+25+26)	(28)
17,269,773.19	-	-	-	-	12,192,038.50	5,077,734.69	-	-	17,269,773.19	
128,830,495.37	-	-	-	-	49,691,187.03	78,825,751.34	-	313,557.00	128,830,495.37	
-	-	-	-	-	-	-	-	-	-	
12,876,217.56	-	-	-	-	7,941,321.22	4,934,896.34	-	-	12,876,217.56	
-	-	-	-	-	-	-	-	-	-	
-	-	-	-	-	-	-	-	-	-	
158,976,486.12	-	-	-	-	69,824,546.75	88,838,382.37	-	313,557.00	158,976,486.12	

MONTHLY REPORT OF DISBURSEMENTS
For the month of OCTOBER 2016



FAR No. 4

Department : NATIONAL ECONOMIC DEVELOPMENT AUTHORITY (NEDA)
 Agency : PHILIPPINE STATISTICS AUTHORITY
 Operating Unit : REGIONAL STATISTICAL SERVICES OFFICE (Consolidated)
 Organizational Code (UACS) : 24 008 03 00000
 Funding Source Code : 1 01 101, 1 04 102, 1 01 407

Particulars	CURRENT YEAR'S BUDGET					PRIOR YEAR'S BUDGET											
	PS	MOOE	FinEx	CO	TOTAL	PRIOR YEAR'S ACCOUNTS PAYABLE					CURRENT YEARS ACCOUNTS PAYABLE					TOTAL	
						PS	MOOE	FinEx	CO	TOTAL	PS	MOOE	FinEx	CO	TOTAL		
(1)	(2)	(3)	(4)	(5)	6=(2+3+4+5)	(7)	(8)	(9)	(10)	11=(7+8+9+10)	(12)	(13)	(14)	(15)	16=(12+13+14+15)	17=(11+16)	
Notice of Cash Allocations																	
MDS Checks Issued	43,982,492.86	77,145,795.16	-	1,681,630.87	122,809,918.89	-	-	-	-	-	-	1,489,185.72	-	-	1,489,185.72	1,489,185.72	
Advice to Debit Account	7,307,768.52	1,064,431.34	-	-	8,372,199.86	-	-	-	-	-	-	-	-	-	-	-	
Working Fund (NCA issued to BTr)	-	-	-	-	-	-	-	-	-	-	-	-	-	-	-	-	
Tax Remittance Advices Issued (TRA)	4,295,902.85	2,723,388.04	-	23,675.43	7,042,966.32	-	-	-	-	-	-	-	-	-	-	-	
Cash Disbursement Ceiling (CDC)	-	-	-	-	-	-	-	-	-	-	-	-	-	-	-	-	
Non-Cash Availment Authority (NCAA)	-	-	-	-	-	-	-	-	-	-	-	-	-	-	-	-	
Others (CDT, BTr Docs Stamp, etc)	-	-	-	-	-	-	-	-	-	-	-	-	-	-	-	-	
TOTAL	55,586,164.23	80,933,614.54	-	1,705,306.30	138,225,085.07	-	-	-	-	-	-	1,489,185.72	-	-	1,489,185.72	1,489,185.72	

SUMMARY

Balance of Disbursements Authorities Received
 NCA
 Working Fund
 TRA
 CDA
 NCAA
 Others (CDT, BTr Docs Stamp, etc)
 Less: Notice of Transfer Allocation (NTA) issued
 Total Disbursements Authorities Available
 Less: Lapsed NCA Disbursements
 Balance of Disbursements Authorities to date

	Previous Report	This month	As of 31-Oct-16
Balance of Disbursements Authorities Received	1,189,127,877.02	117,708,843.50	1,306,836,720.52
NCA	1,133,125,485.00	110,573,776.00	1,243,699,261.00
Working Fund			-
TRA	54,501,824.60	7,042,966.32	61,544,790.92
CDA			
NCAA			
Others (CDT, BTr Docs Stamp, etc)	1,500,567.42	92,101.18	1,592,668.60
Less: Notice of Transfer Allocation (NTA) issued	0.00	0.00	0.00
Total Disbursements Authorities Available	1,189,127,877.02	117,708,843.50	1,306,836,720.52
Less: Lapsed NCA Disbursements	0.00	0.00	0.00
Disbursements	961,295,626.35	139,714,270.79	1,101,009,897.14
Balance of Disbursements Authorities to date	227,832,250.67	(22,005,427.29)	205,826,823.38

Total Disbursements Program
 Less: Actual Disbursements
 (over)/Under Spending

PREVIOUS REPORT	THIS MONTH	AS OF OCTOBER
1,189,127,877.02	117,708,843.50	1,306,836,720.52
961,295,626.35	139,714,270.79	1,101,009,897.14
227,832,250.67	(22,005,427.29)	205,826,823.38

Certified Correct:

For:
 EVELYN F. TOLENTINO
 Chief Accountant

Approved by:

LISA GRACE S. BERSALES Ph.D
 National Statistician

MONTHLY REPORT OF DISBURSEMENTS
For the month of OCTOBER 2016

FAR No. 4

: NATIONAL ECONOMIC DEVELOPMENT AUTHORITY (NEDA)
: PHILIPPINE STATISTICS AUTHORITY
: REGIONAL STATISTICAL SERVICES OFFICE (Consolidated)
: 24 008 03 00000
: 1 01 101, 1 04 102, 1 01 407

SUB-TOTAL	TRUST LIABILITIES				GRAND TOTAL					Remarks
	PS	MOOE	CO	TOTAL	PS	MOOE	FinEx	CO	TOTAL	
18=(6+17)	(19)	(20)	(21)	22=(19+20+21)	(23)	(24)	(25)	(26)	27=(23+24+25+26)	(28)
124,299,104.61	-	-	-	-	43,982,492.86	78,634,980.88	-	1,681,630.87	124,299,104.61	
8,372,199.86	-	-	-	-	7,307,768.52	1,064,431.34	-	-	8,372,199.86	
-	-	-	-	-	-	-	-	-	-	
7,042,966.32	-	-	-	-	4,295,902.85	2,723,388.04	-	23,675.43	7,042,966.32	
-	-	-	-	-	-	-	-	-	-	
-	-	-	-	-	-	-	-	-	-	
-	-	-	-	-	-	-	-	-	-	
139,714,270.79	-	-	-	-	55,586,164.23	82,422,800.26	-	1,705,306.30	139,714,270.79	

Handwritten initials/signature