



In following-up, pls. cite DMS ref #  
**2016-BA-089094**

REPUBLIC OF THE PHILIPPINES  
**DEPARTMENT OF BUDGET AND MANAGEMENT**  
General Solano St, San Miguel, Manila

**ACKNOWLEDGEMENT RECEIPT**

The **Department of Budget and Management** hereby acknowledges the receipt of your letter/request which has been uploaded to the DBM-Document Management System and routed to the appropriate office/s with the following information:

Sender: NEDA - PSA - PERSONAL DELIVERY

Document Title: NEDA-PSA-UACS 24-008-00-0000-QUARTERLY REPORT OF REVENUE AND OTHER RECEIPTS AS OF THE QUARTER ENDING SEPTEMBER 30, FY 2016 FAR NO. 5

Document Reference No: 2016-BA-089094

Date and Time Uploaded: Friday, October 21, 2016 9:40:47 AM

Uploaded By: RECEIVING Cherry

Routed To: BMB-A Elsa Abundo

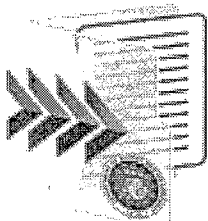
CC:

Total no of pages received: 1 copy and 1 page

The determination of the completeness of the documentary requirements submitted, if any, is subject to the evaluation of the technical person in charge.

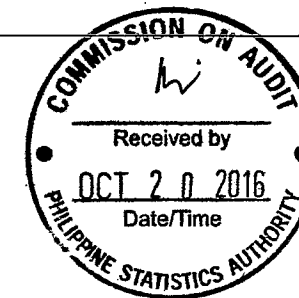
This receipt is system generated and does not require signature.

Received by:



Department of Budget and Management  
**DOCUMENT  
MANAGEMENT  
SYSTEM**

**QUARTERLY REPORT OF REVENUE AND OTHER RECEIPTS**  
 As of the Quarter Ending September 30, FY 2016  
 (In Pesos)



Department : National Economic and Development Authority  
 Agency : Philippine Statistics Authority  
 Operating Unit : Consolidated (Central Office/Field Offices)  
 Organization Code (UACS) : 24-008-00-0000

CLASSIFICATION/SOURCES OF REVENUE AND OTHER RECEIPTS	UACS Code	REVENUE TARGET (Annual)	ACTUAL REVENUE AND OTHER RECEIPTS COLLECTIONS					CUMULATIVE REMITTANCE/DEPOSITS TO DATE			VARIANCE		Remarks
			Ist Quarter	2nd Quarter	3rd Quarter	4th Quarter	TOTAL	Remittance to BTr	Deposited with AGDB	Total	Amount	%	
1	2	3	4	5	6	7	(8)=(4)+(5)+(6)+(7)	9	10	11=(9+10)	12=(8-3)	13=(12/3)	14
<b>A. General Fund</b>													
- Non Tax Revenue													
Registration Fees	4 02 01 020	3,363,000.00	1,202,380.00	583,910.00	451,000.00	0.00	2,237,290.00	2,251,840.00		2,251,840.00	(1,125,710.00)	-33%	
Other verification and Authentication Income	4 02 01 110	735,094,000.00	219,390,326.70	260,547,700.50	185,712,052.00	0.00	665,650,079.20	566,863,977.42		566,863,977.42	(69,443,920.80)	-9%	
Income from Printing & Publication	4 02 02 150	787,000.00	194,786.50	234,413.44	299,713.44	0.00	728,913.38	728,913.38		728,913.38	(58,086.62)	-7%	
Interest Income	4 02 02 210	277,000.00	92,532.46	99,070.06	64,768.95	0.00	256,371.47	256,371.47		256,371.47	(20,628.53)	-7%	
Fines & Penalties-Business Income	4 02 02 230	0.00	11,480.33	7,049.14	15,612.68	0.00	34,142.15	34,142.15		34,142.15	34,142.15		
Other Business Income	4 02 02 990												
Accreditation of Travel Agency - LO		65,000.00	26,500.00	3,750.00	1,250.00	0.00	31,500.00	31,500.00		31,500.00	(33,500.00)	-52%	
Miscellaneous		880,000.00	208,931.69	7,621,441.77	30,259,562.26	0.00	38,089,935.72	38,089,935.72		38,089,935.72	37,209,935.72	4228%	
Gain on Sale of Property, Plant and Equipment	4 05 01 040	3,000.00	24,162.00	17,092.19	30,493.04	0.00	71,747.23	71,747.23		71,747.23	68,747.23	2292%	
<b>A. General Fund</b>		<b>740,469,000.00</b>	<b>221,151,099.68</b>	<b>269,114,427.10</b>	<b>216,834,452.37</b>	<b>-</b>	<b>707,099,979.15</b>	<b>608,328,427.37</b>	<b>-</b>	<b>608,328,427.37</b>	<b>(33,369,020.85)</b>	<b>-5%</b>	
<b>B. Special Account in the General Fund</b>													
<b>C. Off-Budget Accounts</b>													
<b>D. Custodial Funds</b>													
Trust Liabilities	2 04 01 010	-	702,300,751.44	790,266,123.52	261,956,487.33	0.00	1,754,523,362.29	77,210,325.59	1,675,090,703.69	1,752,301,029.28			
<b>TOTAL</b>		<b>740,469,000.00</b>	<b>923,451,851.12</b>	<b>1,059,380,550.62</b>	<b>478,790,939.70</b>	<b>-</b>	<b>2,461,623,341.44</b>	<b>685,538,752.96</b>	<b>1,675,090,703.69</b>	<b>2,360,629,456.65</b>			

Certified Correct:

*Evelyn F. Tolentino*  
 EVELYN F. TOLENTINO  
 Chief Accountant

Date:

Approved By:

*Lisa Grace S. Bersales*  
 LISA GRACE S. BERSALES, Ph.D.  
 National Statistician

Date:



In following-up, pls. cite DMS ref #  
**2016-BA-089092**

REPUBLIC OF THE PHILIPPINES  
**DEPARTMENT OF BUDGET AND MANAGEMENT**  
General Solano St, San Miguel, Manila

**ACKNOWLEDGEMENT RECEIPT**

The **Department of Budget and Management** hereby acknowledges the receipt of your letter/request which has been uploaded to the DBM-Document Management System and routed to the appropriate office/s with the following information:

Sender: NEDA - PSA - PERSONAL DELIVERY

Document Title: NEDA-PSA-UACS 24-003-00-0000-QUARTERLY REPORT OF REVENUE AND OTHER RECEIPTS AS OF THE QUARTER ENDING SEPTEMBER 30, 2016 FAR NO. 5

Document Reference No: 2016-BA-089092

Date and Time Uploaded: Friday, October 21, 2016 9:40:09 AM

Uploaded By: RECEIVING Cherry

Routed To: BMB-A Elsa Abundo


CC:

Total no of pages received: 2 copies and 1 page

The determination of the completeness of the documentary requirements submitted, if any, is subject to the evaluation of the technical person in charge.


This receipt is system generated and does not require signature.

Received by:



**QUARTERLY REPORT OF REVENUE AND OTHER RECEIPTS**  
As of the Quarter Ending September 30, 2016  
(In Pesos)

FAR NO. 5



Department : National Economic and Development Authority  
Agency : Philippine Statistics Authority  
Operating Unit : Regional Offices (Consolidated)  
Organization Code (UACS) : 24-003-00-0000

CLASSIFICATION/SOURCES OF REVENUE AND OTHER RECEIPTS	UACS Code	*REVENUE TARGET (Annual)	ACTUAL REVENUE AND OTHER RECEIPTS COLLECTIONS					Previous Quarter	CUMULATIVE REMITANCE/DEPOSITS TO DATE			VARIANCE		Remarks
			1st Quarter	2nd Quarter	3rd Quarter	4th Quarter	TOTAL		Remittance to BIR	Deposited with AGDB	Total	Amount	%	
			4	5	6	7	(8)=(4)+(5)+(6)+(7)		9	10	11=(9+10)	12=(8-3)	13=(12/3)	
1	2	3	4	5	6	7	(8)=(4)+(5)+(6)+(7)	9	10	11=(9+10)	12=(8-3)	13=(12/3)	14	
<b>A. General Fund</b>														
- Non Tax Revenue														
Registration Fees	4 02 01 020	4,590,160.00	1,228,540.00	597,860.00	470,600.00	-	2,297,000.00	0.00	2,295,000.00	(1,500.00)	2,203,500.00	(2,295,160.00)	-50%	
Clearance & Certification Fees	4 02 01 040	1,320.00	140.00	280.00	700.00	-	1,120.00	0.00	140.00	-	140.00	(200.00)		
Other verification & Authentication Income	4 02 01 110	1,877,650.00	472,890.00	397,080.00	369,300.00	-	1,239,270.00	0.00	1,239,690.00	-	1,239,690.00	(638,380.00)	-34%	
Income from Printing & Publication	4 02 02 150	74,410.00	5,910.00	11,305.00	29,862.00	-	47,077.00	0.00	33,647.00	-	33,647.00	(27,333.00)	-37%	
Interest Income	4 02 02 200	67,670.48	17,682.00	603.54	1,685.64	-	19,971.18	0.00	19,971.18	-	19,971.18	(47,699.30)	-70%	
Fines & Penalties-Service Income	4 02 02 230	-	-	-	-	-	-	0.00	-	-	-	-		
Other Business Income	4 02 02 990	115,715.67	2,111.50	11,246.00	12,650.00	-	26,007.50	0.00	26,292.50	-	26,292.50	(89,708.17)	-78%	
Accreditation of Travel Agency - LO		1,000.00	-	-	3,000.00	-	3,000.00	0.00	3,000.00	-	3,000.00	2,000.00	200%	
Data Request/Maps/CRIS		2,410.00	1,920.00	1,690.00	-	-	3,610.00	0.00	3,610.00	-	3,610.00	1,200.00	50%	
Miscellaneous		270,985.40	6,702.40	9,876.67	31,225.45	-	47,804.52	0.00	42,372.57	-	42,372.57	(223,180.88)	-82%	
Gain on Sale of Property Plant & Equipment	4 05 01 040	539,785.00	24,162.00	5,174.36	30,143.04	-	59,479.40	0.00	59,479.40	-	59,479.40	(480,305.60)	-89%	
Other Gains	4 05 01 990	41,996.00	17,500.00	32,277.72	37,023.84	-	86,801.56	0.00	34,811.84	-	34,811.84	44,805.56	107%	
Sale of Valueless Records/ Waste Materials							-	0.00			-			
<b>B. Special Account in the General Fund</b>														
<b>C. Off-Budget Accounts</b>														
<b>D. Custodial Funds</b>														
Trust Liabilities														
Due to-Central Office	2 03-01 010	28,756,478.48	20,173,393.36	21,436,694.85	31,045,485.57	-	72,655,573.78	0.00	7,040,431.34	45,821,019.60	52,861,450.94			
Due to NGAs	2 02 01 050	443,298.00	-	110,000.00	-	-	110,000.00	0.00	190,026.09	-	190,026.09			
Due to LGUs	2 02 01 070													
<b>TOTAL</b>		<b>36,782,879.03</b>	<b>21,950,951.26</b>	<b>22,614,088.14</b>	<b>32,031,675.54</b>	<b>-</b>	<b>76,596,714.94</b>	<b>-</b>	<b>10,898,471.92</b>	<b>45,819,519.60</b>	<b>56,717,991.52</b>	<b>(3,751,961.39)</b>		

Certified Correct:

*Evelyn F. Tolentino*  
EVELYN F. TOLENTINO  
Chief, Accounting Division

Approved By:

*Lisa Grace S. Bersales*  
LISA GRACE S. BERSALES Ph.D  
National Statistician