

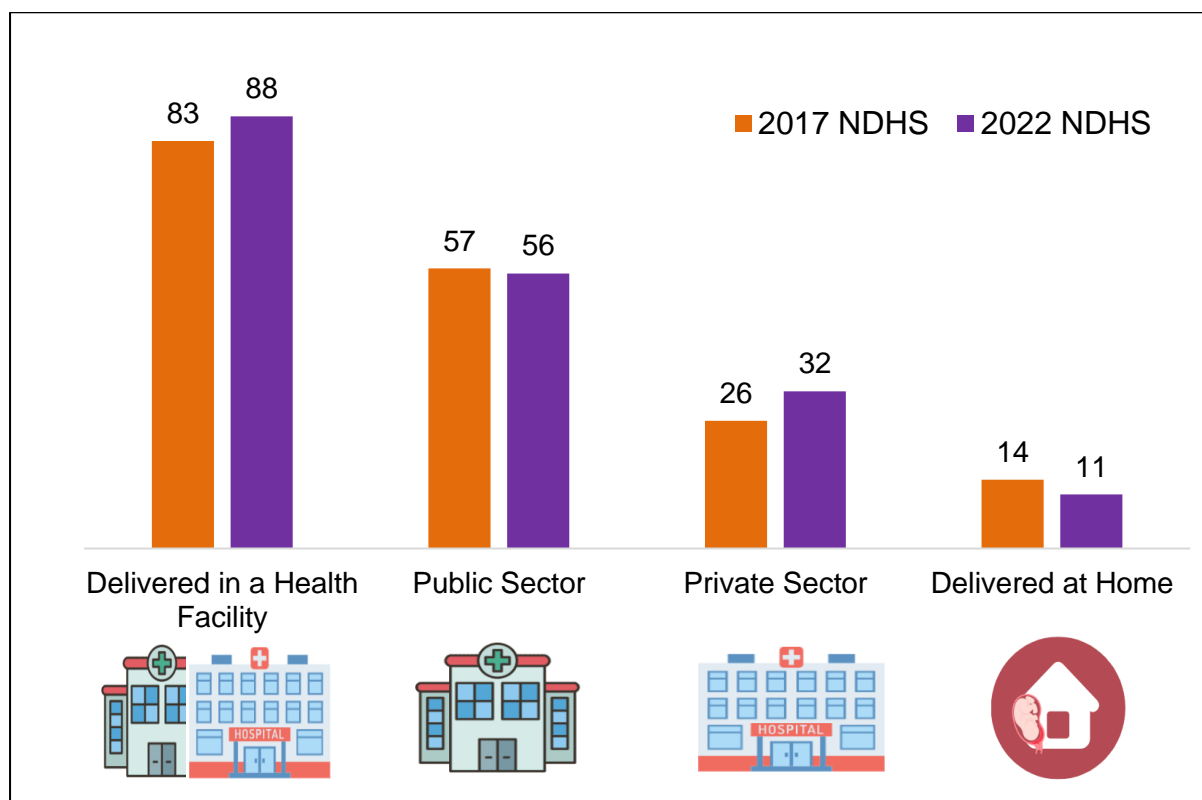
PRESS RELEASE

Birth Delivery in the Health Facility Increased from 83 percent in 2017 to 88 percent in 2022

Date of Release: 14 September 2023
Reference No. 2023-244

Based on the results of the 2022 National Demographic and Health Survey (NDHS), live births in the two years preceding the survey delivered in a health facility increased from 83 percent in 2017 to 88 percent in 2022. Of those live births delivered in a health facility, more than half (56%) of births were delivered in a public facility and 32 percent were delivered in a private facility. Live births delivered at home decreased from 14 percent in 2017 to 11 percent in 2022. (Table 1 and Figure 1)

Figure 1. Percentage of Live Births in the 2 Years preceding the Survey by Place of Delivery, Philippines: 2017 to 2022

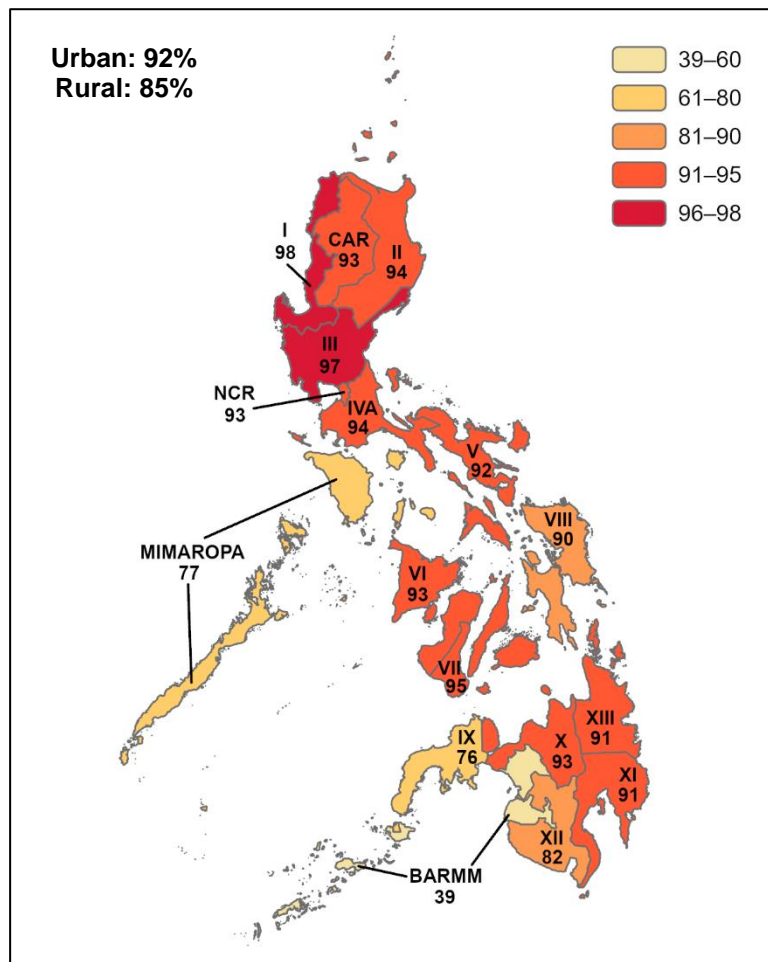


Sources: 2017 and 2022 National Demographic and Health Surveys, Philippine Statistics Authority

In 2022, the percentage of live births delivered in a health facility was higher in urban areas (92%) as compared to rural areas (85%). Across regions, Ilocos Region (98%) posted the highest percentage of live births delivered in a health facility, followed by Central Luzon (97%) and Central Visayas (95%). On the contrary, Bangsamoro

Autonomous Region in Muslim Mindanao (39%) had the lowest percentage of live births delivered in a health facility, followed by Zamboanga Peninsula (76%) and MIMAROPA Region (77%). (Table 1 and Figure 2)

Figure 2. Percentage of Live Births in the 2 Years preceding the Survey that were Delivered in a Health Facility by Region, Philippines: 2022

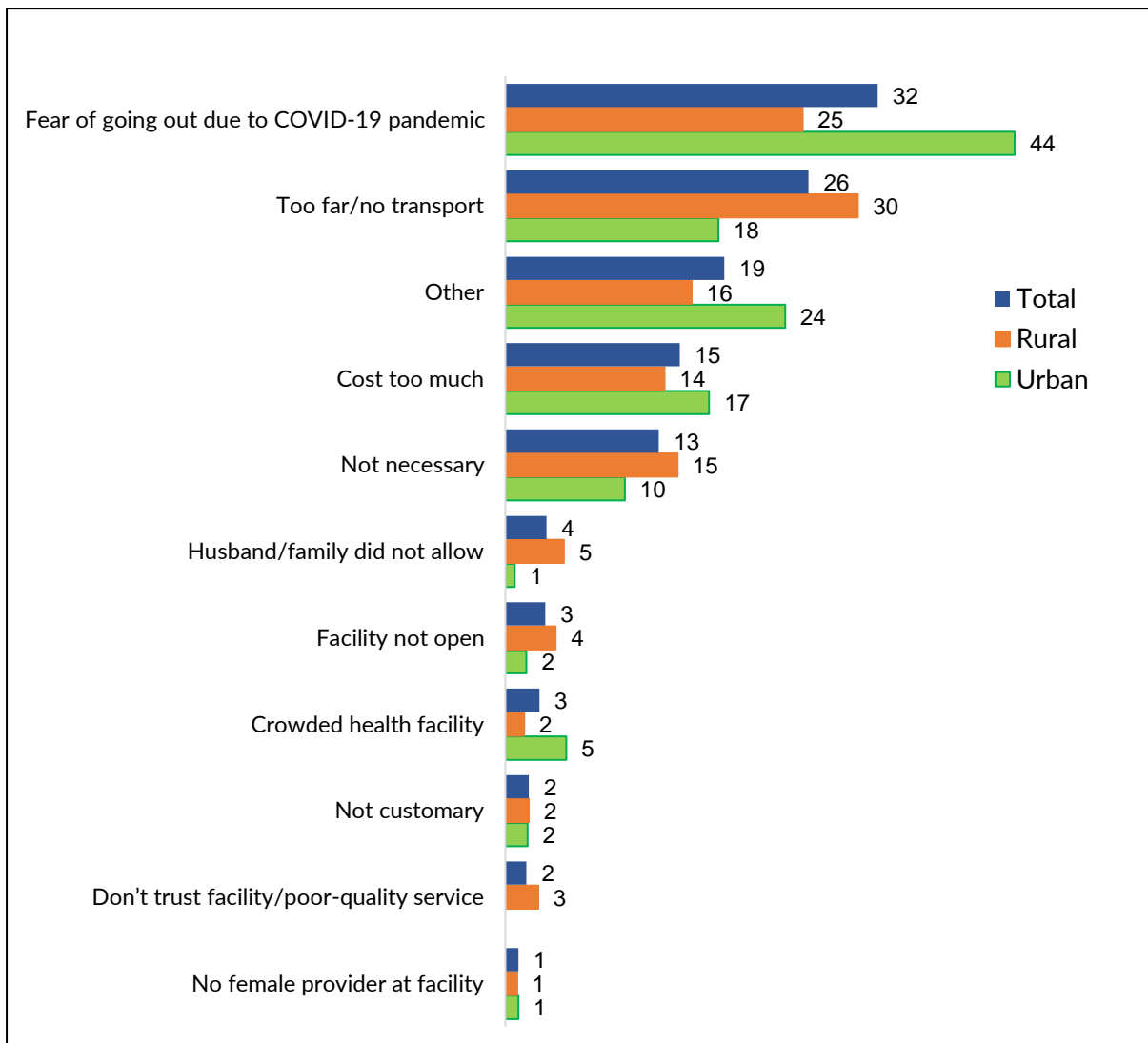


Source: 2022 National Demographic and Health Survey, Philippine Statistics Authority

In terms of wealth quintile, live births delivered in a health facility increased with increasing household wealth, from 71 percent in the lowest wealth quintile to 99 percent in the highest wealth quintile. The percentage of live births delivered in a health facility decreased with increasing birth order, from 95 percent for first-order births to 60 percent for sixth-or higher-order births. (Table 1)

For women who did not deliver their most recent birth in a health facility, the following reasons were given: fear of going out due to Coronavirus Disease 2019 (COVID-19) with 32 percent as the common reason, followed by too far or no transportation available (26%), too high cost (15%), and not necessary (13%). Among women who did not deliver their most recent birth in a health facility, the fear of going out due to COVID-19 was higher in urban areas (44%) than in rural areas (25%). Moreover, rural areas (30%) had a higher percentage of women who did not deliver in a health facility due to the non-availability of transportation or distance was too far as compared to urban areas (18%). (Table 2 and Figure 3)

Figure 3. Percentage of Women Aged 15–49 Years whose last Live Birth in the 2 Years preceding the Survey was not Delivered in a Health Facility, by Specific Reasons, and by Residence, Philippines: 2022



Source: 2022 National Demographic and Health Survey, Philippine Statistics Authority

The 2022 National Demographic and Health Survey (NDHS) is the seventh Demographic and Health Survey conducted in the Philippines since 1993 as part of The DHS Program. A total of 27,821 women aged 15 to 49 years from 30,372 sample households were successfully interviewed in the 2022 NDHS. The 2022 NDHS provides estimates at the national level, for urban and rural areas, and for each of the 17 regions in the Philippines.

The 2022 NDHS was implemented by the Philippine Statistics Authority. The funding for the survey was provided by the Government of the Philippines. The ICF provided technical assistance through The DHS Program, a United States Agency for International Development-funded project providing support and technical assistance in the implementation of population and health surveys in countries worldwide.

Additional information about the 2022 NDHS may be obtained from the Philippine Statistics Authority, PSA Complex, East Avenue, Diliman, Quezon City, Philippines; Telephone: +63-(02)-462-6600; Email: info@psa.gov.ph; Internet: <https://psa.gov.ph>.

CLAIRE DENNIS S. MAPA, PhD
Undersecretary
National Statistician and Civil Registrar General

DGLDP/WAG/TMO/TVO

Attachments:

- 1. Percent Distribution of Live Births and/or Stillbirths in the 2 Years preceding the Survey by Place of Delivery and Percentage Delivered in a Health Facility, according to Background Characteristics, Philippines: 2022*
- 2. Percentage of Women Aged 15–49 Years whose last Live Birth in the 2 Years preceding the Survey was not Delivered in a Health Facility by Specific Reason and Residence, Philippines: 2022*
- 3. Technical Notes*