

In following-up, pls. cite DMS ref #

2016-BA-047329

REPUBLIC OF THE PHILIPPINES
DEPARTMENT OF BUDGET AND MANAGEMENT

General Solano St, San Miguel, Manila

ACKNOWLEDGEMENT RECEIPT

The **Department of Budget and Management** hereby acknowledges the receipt of your letter/request which has been uploaded to the DBM-Document Management System and routed to the appropriate office/s with the following information:

Sender: NEDA-PSA - PERSONAL DELIVERY

Document Title: NEDA-PSA-REVISED FY 2016 MONTHLY DISBURSEMENT PROGRAM (BED NO. 3)

Document Reference No: 2016-BA-047329

Date and Time Uploaded: Wednesday, June 01, 2016 4:30:07 PM

Uploaded By: RECEIVING Jayson

Routed To: BMB-A Elsa Abundo


CC:

Total no of pages received: 1 copy and 19 pages

The determination of the completeness of the documentary requirements submitted, if any, is subject to the evaluation of the technical person in charge.

This receipt is system generated and does not require signature.

Received by:



Department of Budget and Management

**DOCUMENT
MANAGEMENT
SYSTEM**

FY 2016 MONTHLY DISBURSEMENT PROGRAM (REVISED)
(In Thousand Pesos)

Department : National Economic and Development Authority
 Agency : Philippine Statistics Authority (PSA)
 Operating Unit : Central Office
 Organizational Code (UACS) : 24 008 01 00000

PARTICULARS	UACS CODE	TOTAL PROGRAM	TAX REM. ADVICE (TRA)	PROGRAM NET OF TRA	FULL YEAR REQUIREMENT																	
					QUARTER 1				QUARTER 2				QUARTER 3				QUARTER 4				Full Year	
					JAN	FEB	MAR	TOTAL	APR	MAY	JUN	TOTAL	JUL	AUG	SEPT	TOTAL	OCT	NOV	DEC	TOTAL	TOTAL	
6	7	8	9=6+7+8	10	11	12	13=10+11+12	14	15	16	17=14+15+16	18	19	20	21=18+19+20	22=9+13+17+21						
PART A																						
I. NOTICE OF CASH ALLOCATION																						
A. FISCAL Year (FY) Budget																						
New GAA - Comprehensive Release																						
Specific Budget for National Government Agencies (Program and Locally Funded Projects)	1 01 101	3,233,535	173,801	3,059,734	82,667	83,100	105,175	270,942	106,737	150,377	142,333	399,447	319,023	537,211	247,708	1,103,942	296,409	696,519	292,475	1,285,403	3,059,734	
I. General Administration and Support	1.00 00 00000	1,358,476	71,294	1,287,182	34,613	33,766	38,900	107,279	36,671	50,165	56,632	143,468	85,979	287,979	86,001	459,959	92,141	392,230	92,105	576,476	1,287,182	
a. General Administration and Support Services	1.00 01 00000																					
Central Office																						
PS		106,423	7,093	99,330	3,412	6,255	6,131	15,798	7,095	6,640	7,500	21,235	9,700	9,700	9,700	29,100	10,000	12,285	10,912	33,197	99,330	
MOOE		273,410	13,671	259,739	2,125	2,444	1,881	6,450	4,556	7,312	7,579	19,447	38,000	40,000	38,000	116,000	40,000	40,000	37,842	117,842	259,739	
FinExp		22	-	22	-	-	-	-	-	-	-	-	-	-	22	22	-	-	-	-	22	-
CO		500,390	25,020	475,370	-	-	-	-	-	-	-	-	-	200,000	-	200,000	-	275,370	-	275,370	475,370	
Regional Operations																						
PS		166,296	9,913	156,383	9,151	6,246	5,902	21,299	7,540	17,949	12,083	37,572	12,083	12,083	12,083	36,249	12,083	34,521	14,659	61,263	156,383	
National Capital Capital Region (NCR)		13,238	763	12,475	805	636	642	2,083	858	1,434	1,085	3,377	1,085	1,085	1,085	3,255	1,085	1,610	1,065	2,760	12,475	
Region I - Ilocos		6,572	393	6,179	365	137	130	632	194	710	500	1,404	500	500	500	1,500	500	1,470	673	2,643	6,179	
Region II - Cagayan		8,875	520	8,355	488	185	166	839	242	955	650	1,847	650	650	650	1,950	650	1,982	1,087	3,719	8,355	
Cordillera Administrative Region		8,038	476	7,562	437	353	353	1,143	486	866	553	1,905	553	553	553	1,659	553	1,633	669	2,855	7,562	
Region III - Central Luzon		14,065	836	13,229	829	339	335	1,503	372	1,513	1,086	2,971	1,086	1,086	1,086	3,258	1,086	3,137	1,274	5,497	13,229	
Region IV-A - CALABARZON		12,705	785	11,920	754	360	355	1,469	473	1,369	951	2,793	951	951	951	2,853	951	2,762	1,092	4,805	11,920	
Region IV-B - MIMAROPA		19,089	1,171	17,918	500	1,384	873	2,757	1,086	2,075	1,303	4,464	1,303	1,303	1,303	3,909	1,303	3,885	1,600	6,788	17,918	
Region V - Bicol		9,378	556	8,822	510	373	371	1,254	442	1,013	667	-2,122	667	667	667	2,001	667	1,963	815	3,445	8,822	
Region VI - Western Visayas		10,716	636	10,080	599	318	375	1,292	460	1,156	786	2,402	786	786	786	2,358	786	2,298	944	4,028	10,080	
Region VII - Central Visayas		8,616	510	8,106	612	338	313	1,263	363	925	609	1,897	609	609	609	1,827	609	1,785	725	3,119	8,106	
Region VIII - Eastern Visayas		10,177	603	9,574	604	276	260	1,140	412	1,097	760	2,269	760	760	760	2,280	760	2,213	912	3,885	9,574	
Region IX - Zamboanga Peninsula		9,395	551	8,844	319	247	255	821	294	1,015	737	2,046	737	737	737	2,211	737	2,134	895	3,766	8,844	
Region X - Northern Mindanao		7,920	474	7,446	418	356	354	1,128	450	855	547	1,852	547	547	547	1,641	547	1,618	660	2,825	7,446	
Region XI - Davao		6,654	393	6,261	690	233	222	1,145	404	717	433	1,554	433	433	433	1,299	433	1,295	535	2,263	6,261	
Region XII - SOCCSKRGEN		6,718	401	6,317	541	305	503	1,349	320	724	425	1,469	425	425	425	1,275	425	1,277	522	2,224	6,317	
Region XIII - CARAGA		7,512	450	7,062	453	277	270	1,000	339	811	503	1,653	503	503	503	1,509	503	1,785	612	2,900	7,062	
Autonomous Region in Muslim Mindanao (ARMM)		6,628	395	6,233	227	129	125	481	345	714	488	1,547	488	488	488	1,464	488	1,674	579	2,741	6,233	
MOOE		311,935	15,597	296,338	19,925	18,821	24,986	63,732	17,480	18,264	29,470	65,214	26,196	26,196	26,196	78,588	30,058	30,054	28,692	88,804	296,338	
National Capital Capital Region (NCR)		21,723	1,086	20,637	1,469	1,388	2,984	5,841	1,185	885	1,818	3,888	1,720	1,720	1,720	5,160	1,818	1,818	1,745	5,381	20,637	
Region I - Ilocos		18,954	948	18,006	1,316	1,250	1,561	4,127	1,191	1,296	1,627	4,114	1,501	1,501	1,501	4,503	1,630	1,627	1,554	4,811	17,555	
Region II - Cagayan		12,146	607	11,539	800	665	1,012	2,477	631	793	1,091	2,515	962	962	962	2,886	1,092	1,091	1,018	3,201	11,079	
Cordillera Administrative Region		17,472	874	16,598	1,083	996	1,437	3,516	919	985	1,600	3,504	1,383	1,383	1,383	4,149	1,600	1,600	1,505	4,705	15,874	
Region III - Central Luzon		17,892	895	16,997	935	854	1,445	3,234	982	2,118	1,523	4,623	1,416	1,416	1,416	4,248	1,416	1,523	1,452	4,498	16,603	
Region IV-A - CALABARZON		18,499	925	17,574	1,258	1,187	1,479	3,924	1,054	1,052	1,649	3,755	1,465	1,465	1,465	4,395	1,449	1,649	1,577	4,875	16,949	
Region IV-B - MIMAROPA		19,548	977	18,571	1,224	1,170	1,711	4,105	944	669	1,836	3,449	1,548	1,548	1,548	4,644	1,836	1,837	1,763	5,436	17,634	
Region V - Bicol		16,470	824	15,646	969	904	1,159	3,032	793	850	1,570	3,213	1,304	1,304	1,304	3,912	1,570	1,570	1,478	4,618	14,775	
Region VI - Western Visayas		20,290	1,015	19,275	1,395	1,069	882	3,346	715	592	2,089	3,396	1,606	1,606	1,606	4,818	2,089	2,089	2,015	6,193	17,753	
Region VII - Central Visayas		22,740	1,137	21,603	1,504	1,180	1,199	3,883	922	620	2,311	3,853	1,800	1,800	1,800	5,400	2,312	2,311	2,238	6,861	19,997	
Region VIII - Eastern Visayas		22,558	1,128	21,430	1,356	1,279	1,614	4,249	1,372	1,261	2,078	4,711	1,786	1,786	1,786	5,358	2,078	2,080	2,005	6,163	20,481	
Region IX - Zamboanga Peninsula		16,107	805	15,302	1,104	1,047	1,071	3,222	973	857	1,464	3,294	1,275	1,275	1,275	3,825	1,466	1,464	1,391	4,321	14,662	
Region X - Northern Mindanao		18,909	945	17,964	1,468	1,412	1,524	4,404	1,104	856	1,657	3,617	1,497	1,497	1,497	4,451	1,657	1,657	1,584	4,898	17,410	
Region XI - Davao		19,307	965	18,342	1,197	1,132	1,502	3,831	1,105	1,271	1,734	4,110	1,528	1,528	1,528	4,584	1,734	1,734	1,659	5,127	17,652	

FY 2016 MONTHLY DISBURSEMENT PROGRAM (REVISED)
(In Thousand Pesos)

Department : National Economic and Development Authority
 Agency : Philippine Statistics Authority (PSA)
 Operating Unit : Central Office
 Organizational Code (UACS) : 24 008 01 00000

PARTICULARS	UACS CODE	TOTAL PROGRAM	TAX REM. ADVICE (TRA)	PROGRAM NET OF TRA	FULL YEAR REQUIREMENT																
					QUARTER 1				QUARTER 2				QUARTER 3				QUARTER 4				Full Year
					JAN	FEB	MAR	TOTAL	APR	MAY	JUN	TOTAL	JUL	AUG	SEPT	TOTAL	OCT	NOV	DEC	TOTAL	TOTAL
6	7	8	9=6+7+8	10	11	12	13=10+11+12	14	15	16	17=14+15+16	18	19	20	21=18+19+20	22=9+13+17+21					
Region XII - SOCCSKRGEN		14,526	726	13,800	967	907	977	2,851	952	776	1,317	3,045	1,150	1,150	1,150	3,450	1,317	1,317	1,244	3,878	13,224
Region XIII - CARAGA		17,884	894	16,990	884	842	1,328	3,054	985	1,545	1,629	4,159	1,416	1,416	1,416	4,248	1,629	1,629	1,556	4,814	16,275
Autonomous Region in Muslim Mindanao (ARMM)		16,910	846	16,064	996	969	1,373	3,338	898	919	1,558	3,375	1,339	1,339	1,339	4,017	1,558	1,558	1,485	4,601	15,331
NIR						570	728	1,298	755	919	919	2,593	1,500	1,500	1,500	4,500	1,500	1,500	1,423	4,423	12,814
SUB-TOTAL, GAS		1,358,476	71,294	1,287,182	34,613	33,766	38,900	107,279	36,671	50,165	56,632	143,468	85,979	287,979	86,001	459,959	92,141	392,230	92,105	576,476	1,287,182
PS		272,719	17,006	255,713	12,563	12,501	12,033	37,097	14,635	24,589	19,583	58,807	21,783	21,783	21,783	65,349	22,083	46,806	25,571	94,460	255,713
MOOE		585,345	29,268	556,077	22,050	21,265	26,867	70,182	22,036	25,576	37,049	84,661	64,196	66,196	64,196	194,588	70,058	70,054	66,534	206,646	556,077
FinExp		22		22										22	22						22
CO		500,390	25,020	475,370										200,000		200,000		275,370		275,370	475,370
II. Support to Operations	2 00 00 00000	355,502	21,438	334,064	10,107	10,307	12,991	33,405	13,061	12,895	14,360	40,316	44,950	54,661	39,650	139,261	36,200	45,686	39,196	121,082	334,064
a.1 Provision of management and corporate planning and legal services	2 00 01 00000																				
Central Office																					
PS																					
MOOE		2,083	104	1,979	30	109	52	191	160	178	200	538	250	200	250	700	300	150	100	550	1,979
FinExp																					
CO																					
a.2 Coordination and formulation of policies on international cooperation in statistics and civil registration	2 00 02 00000																				
Central Office																					
PS																					
MOOE		1,818	91	1,727	127	31		158	92	100	90	282	250	150	100	500	300	237	250	787	1,727
FinExp																					
CO																					
a.3 Development and maintenance of information systems and database	2 00 03 00000																				
Central Office																					
PS		272,304	17,279	255,025	9,599	9,752	12,157	31,508	11,480	11,008	11,500	33,988	29,000	29,000	29,000	87,000	29,000	40,038	33,491	102,529	255,025
MOOE		76,047	3,802	72,245	331	372	782	1,485	1,263	1,570	2,500	5,333	15,000	25,000	10,000	50,000	6,000	5,000	4,427	15,427	72,245
FinExp		128	6	122										61	61			61		61	122
CO																					
a.4 Coordination in the Development of statistical methodologies and survey designs	2 00 04 00000																				
Central Office																					
PS																					
MOOE		3,122	156	2,966	20	43		63	66	39	70	175	450	250	300	1,000	600	200	928	1,728	2,966
FinExp																					
CO																					
SUB-TOTAL, Support to Operations		355,502	21,438	334,064	10,107	10,307	12,991	33,405	13,061	12,895	14,360	40,316	44,950	54,661	39,650	139,261	36,200	45,686	39,196	121,082	334,064
PS		272,304	17,279	255,025	9,599	9,752	12,157	31,508	11,480	11,008	11,500	33,988	29,000	29,000	29,000	87,000	29,000	40,038	33,491	102,529	255,025
MOOE		83,070	4,153	78,917	508	555	834	1,897	1,581	1,887	2,860	6,328	15,950	25,600	10,650	52,200	7,200	5,587	5,705	18,492	78,917
FinExp		128	6	122										61	61			61		61	122
CO																					
III. Operations	3 00 00 00000	881,040	49,143	831,897	37,829	38,710	52,559	129,098	54,620	86,724	71,341	212,685	91,794	73,871	70,992	236,657	92,868	85,314	75,275	253,457	831,897

FY 2016 MONTHLY DISBURSEMENT PROGRAM (REVISED)
(In Thousand Pesos)

Department : National Economic and Development Authority
 Agency : Philippine Statistics Authority (PSA)
 Operating Unit : Central Office
 Organizational Code (UACS) : 24 008 01 00000

PARTICULARS	UACS CODE	TOTAL PROGRAM	TAX REM. ADVICE (TRA)	PROGRAM NET OF TRA	FULL YEAR REQUIREMENT																
					QUARTER 1				QUARTER 2				QUARTER 3				QUARTER 4				Full Year
					JAN	FEB	MAR	TOTAL	APR	MAY	JUN	TOTAL	JUL	AUG	SEPT	TOTAL	OCT	NOV	DEC	TOTAL	TOTAL
6	7	8	9=6+7+8	10	11	12	13=10+11+12	14	15	16	17=14+15+16	18	19	20	21=18+19+20	22=9+13+17+21					
a. MFO 1 - Statistical Information and Services	3 01 00 00000																				
1. Conduct of censuses and surveys on the agriculture fisheries, industry and services sectors	3 01 01 00000																				
Central Office																					
PS		49,194	3,007	46,187	5,275	4,997	5,766	16,038	6,479	6,089	5,500	18,068	1,500	1,500	1,500	4,500	1,500	3,514	2,567	7,581	46,187
MOOE		100,856	5,043	95,813	1,365	3,015	1,576	5,956	2,932	11,993	7,500	22,425	11,000	15,000	10,000	36,000	9,000	10,432	12,000	31,432	95,813
FinExp		-	-	-	-	-	-	-	-	-	-	-	-	-	-	-	-	-	-	-	-
CO		-	-	-	-	-	-	-	-	-	-	-	-	-	-	-	-	-	-	-	-
Regional Operations																					
PS		-	-	-	-	-	-	-	-	-	-	-	-	-	-	-	-	-	-	-	-
MOOE		134,434	6,720	127,714	8,539	6,197	23,245	37,981	11,530	7,168	7,168	25,866	10,665	10,642	10,640	31,947	10,640	10,640	10,640	31,920	127,714
National Capital Capital Region (NCR)		13,382	669	12,713	976	1,177	1,065	3,218	1,033	1,167	1,167	3,367	1,000	1,000	1,000	3,000	1,000	1,000	1,000	3,000	12,585
Region I - Ilocos		6,494	325	6,169	390	243	877	1,510	542	346	346	1,234	570	570	570	1,710	570	570	570	1,710	6,164
Region II - Cagayan		6,260	313	5,947	413	237	921	1,571	565	294	294	1,153	530	530	530	1,590	530	530	530	1,590	5,904
Cordillera Administrative Region		6,543	327	6,216	376	301	1,734	2,411	579	298	298	1,175	435	435	435	1,305	435	435	435	1,305	6,196
Region III - Central Luzon		9,607	480	9,127	687	375	2,503	3,565	841	499	499	1,839	620	620	620	1,860	620	620	620	1,860	9,124
Region IV-A - CALABARZON		8,973	449	8,524	597	404	1,157	2,158	713	480	480	1,673	780	780	780	2,340	780	780	780	2,340	8,511
Region IV-B - MIMAROPA		7,042	352	6,690	413	307	1,074	1,794	623	326	326	1,275	600	600	600	1,800	600	600	600	1,800	6,669
Region V - Bicol		8,684	434	8,250	571	352	2,013	2,936	789	420	420	1,629	610	610	610	1,830	610	610	610	1,830	8,225
Region VI - Western Visayas		9,886	494	9,392	579	184	1,052	1,815	643	342	342	1,327	750	750	750	2,250	750	750	750	2,250	7,642
Region VII - Central Visayas		8,114	406	7,708	503	252	876	1,631	475	380	380	1,235	800	800	800	2,400	800	800	800	2,400	7,666
Region VIII - Eastern Visayas		8,448	422	8,026	501	400	1,150	2,051	694	412	412	1,518	700	700	700	2,100	700	700	700	2,100	7,769
Region IX - Zamboanga Peninsula		6,767	338	6,429	423	270	915	1,608	612	322	322	1,256	590	590	590	1,770	590	590	590	1,770	6,404
Region X - Northern Mindanao		8,034	402	7,632	525	351	2,061	2,937	704	467	467	1,638	500	500	500	1,500	500	500	500	1,500	7,575
Region XI - Davao		7,682	384	7,298	484	254	999	1,737	634	352	352	1,338	700	700	700	2,100	700	700	700	2,100	7,275
Region XII - SOCCSKRGEN		5,709	285	5,424	403	198	1,814	2,415	549	268	268	1,085	320	320	320	960	320	320	320	960	5,420
Region XIII - CARAGA		6,600	330	6,270	383	331	928	1,642	595	332	332	1,259	560	560	560	1,680	560	560	560	1,680	6,261
Autonomous Region in Muslim Mindanao (ARMM)		6,209	310	5,899	315	278	812	1,405	516	264	264	1,044	600	577	575	1,752	575	575	575	1,725	5,926
NIR		-	-	-	-	283	1,294	1,577	423	199	199	821	-	-	-	-	-	-	-	-	2,398
2. Conduct of household-based surveys	3 01 02 00000																				
Central Office																					
PS		26,560	1,676	24,884	741	4,057	1,162	5,960	4,009	3,118	3,500	10,627	1,300	1,200	1,000	3,500	1,200	2,063	1,534	4,797	24,884
MOOE		43,509	2,175	41,334	358	338	460	1,156	1,070	5,247	4,500	10,817	5,000	4,500	6,000	15,500	8,000	3,500	2,361	13,861	41,334
FinExp		-	-	-	-	-	-	-	-	-	-	-	-	-	-	-	-	-	-	-	-
CO		-	-	-	-	-	-	-	-	-	-	-	-	-	-	-	-	-	-	-	-
Regional Operations																					
PS		261,510	16,422	245,088	15,442	11,763	11,787	38,992	15,020	28,629	21,068	64,717	21,068	21,068	21,068	63,204	21,068	31,753	25,354	78,175	245,088
National Capital Capital Region (NCR)		24,002	1,497	22,505	1,147	662	673	2,482	963	2,626	2,140	5,729	2,140	2,140	2,140	6,420	2,140	3,122	2,526	7,788	22,419
Region I - Ilocos		19,902	1,254	18,648	1,100	923	902	2,925	1,081	2,179	1,620	4,880	1,620	1,620	1,620	4,860	1,620	2,436	1,945	6,001	18,666
Region II - Cagayan		13,565	856	12,709	845	663	660	2,168	848	1,485	1,061	3,394	1,061	1,061	1,061	3,183	1,061	1,617	1,281	3,959	12,704
Cordillera Administrative Region		12,141	767	11,374	733	647	648	2,028	785	1,330	935	3,050	935	935	935	2,805	935	1,432	1,130	3,497	11,380
Region III - Central Luzon		21,552	1,356	20,196	1,328	1,146	1,146	3,620	1,443	2,360	1,648	5,451	1,648	1,648	1,648	4,944	1,648	2,532	2,003	6,183	20,198
Region IV-A - CALABARZON		22,167	1,359	20,808	1,473	1,305	1,305	4,083	1,636	2,430	1,620	5,686	1,620	1,620	1,620	4,860	1,620	2,541	2,045	6,206	20,835
Region IV-B - MIMAROPA		773	44	729	573	-	55	628	75	85	160	-	-	-	-	-	-	-	-	-	788
Region V - Bicol		17,019	1,074	15,945	950	824	822	2,596	1,035	1,863	1,354	4,252	1,354	1,354	1,354	4,062	1,354	2,051	1,629	5,034	15,944
Region VI - Western Visayas		22,724	1,432	21,292	1,257	769	775	2,801	1,022	2,488	1,954	5,464	1,954	1,954	1,954	5,862	1,954	2,865	2,324	7,163	21,290
Region VII - Central Visayas		19,816	1,248	18,568	1,306	938	966	3,210	1,239	2,170	1,544	4,953	1,544	1,544	1,544	4,632	1,544	2,357	1,869	5,770	18,565

FY 2016 MONTHLY DISBURSEMENT PROGRAM (REVISED)
(In Thousand Pesos)

Department : National Economic and Development Authority.
 Agency : Philippine Statistics Authority (PSA)
 Operating Unit : Central Office
 Organizational Code (UACS) : 24 008 01 00000

PARTICULARS	UACS CODE	TOTAL PROGRAM	TAX REM. ADVICE (TRA)	PROGRAM NET OF TRA	FULL YEAR REQUIREMENT																
					QUARTER 1				QUARTER 2				QUARTER 3				QUARTER 4				Full Year
					JAN	FEB	MAR	TOTAL	APR	MAY	JUN	TOTAL	JUL	AUG	SEPT	TOTAL	OCT	NOV	DEC	TOTAL	TOTAL
6	7	8	9=6+7+8	10	11	12	13=10+11+12	14	15	16	17=14+15+16	18	19	20	21=18+19+20	22=9+13+17+21					
Region VIII - Eastern Visayas		22,893	1,436	21,457	1,072	910	908	2,890	1,151	2,504	1,944	5,599	1,944	1,944	1,944	5,832	1,944	2,877	2,314	7,135	21,456
Region IX - Zamboanga Peninsula		11,409	720	10,689	535	428	447	1,410	552	1,249	975	2,776	975	975	975	2,925	975	1,442	1,160	3,577	10,688
Region X - Northern Mindanao		10,751	678	10,073	728	653	622	2,003	788	1,177	784	2,749	784	784	784	2,352	784	1,225	959	2,968	10,072
Region XI - Davao		12,397	783	11,614	728	568	547	1,843	752	1,357	993	3,102	993	993	993	2,979	993	1,501	1,193	3,687	11,611
Region XII - SOCCSKRGEN		10,957	688	10,269	633	491	484	1,608	604	1,197	892	2,693	892	892	892	2,676	892	1,335	1,062	3,289	10,266
Region XIII - CARAGA		10,365	656	9,709	570	452	450	1,472	569	1,135	849	2,553	849	849	849	2,547	849	1,273	1,014	3,136	9,708
Autonomous Region in Muslim Mindanao (ARMM)		9,077	574	8,503	464	384	377	1,225	477	994	755	2,226	755	755	755	2,265	755	1,127	900	2,782	8,498
MOOE		38,735	1,937	36,798	-	-	-	-	-	-	-	-	18,405	-	-	18,405	18,393	-	-	18,393	36,798
National Capital Region (NCR)		2,503	125	2,378	-	-	-	-	-	-	-	-	1,189	-	-	1,189	1,189	-	-	1,189	2,377
Region I - Ilocos		2,195	110	2,085	-	-	-	-	-	-	-	-	1,043	-	-	1,043	1,042	-	-	1,042	2,085
Region II - Cagayan		2,049	102	1,947	-	-	-	-	-	-	-	-	974	-	-	974	973	-	-	973	1,946
Cordillera Administrative Region		1,820	91	1,729	-	-	-	-	-	-	-	-	865	-	-	865	864	-	-	864	1,729
Region III - Central Luzon		2,977	149	2,828	-	-	-	-	-	-	-	-	1,414	-	-	1,414	1,414	-	-	1,414	2,828
Region IV-A - CALABARZON		3,986	199	3,787	-	-	-	-	-	-	-	-	1,894	-	-	1,894	1,893	-	-	1,893	3,787
Region IV-B - MIMAROPA		2,329	116	2,213	-	-	-	-	-	-	-	-	1,107	-	-	1,107	1,106	-	-	1,106	2,213
Region V - Bicol		2,465	123	2,342	-	-	-	-	-	-	-	-	1,171	-	-	1,171	1,171	-	-	1,171	2,342
Region VI - Western Visayas		2,350	118	2,232	-	-	-	-	-	-	-	-	1,116	-	-	1,116	1,116	-	-	1,116	2,232
Region VII - Central Visayas		2,516	126	2,390	-	-	-	-	-	-	-	-	1,196	-	-	1,196	1,194	-	-	1,194	2,390
Region VIII - Eastern Visayas		2,121	106	2,015	-	-	-	-	-	-	-	-	1,008	-	-	1,008	1,007	-	-	1,007	2,015
Region IX - Zamboanga Peninsula		2,035	102	1,933	-	-	-	-	-	-	-	-	967	-	-	967	966	-	-	966	1,933
Region X - Northern Mindanao		1,938	97	1,841	-	-	-	-	-	-	-	-	921	-	-	921	920	-	-	920	1,841
Region XI - Davao		1,817	91	1,726	-	-	-	-	-	-	-	-	863	-	-	863	863	-	-	863	1,726
Region XII - SOCCSKRGEN		1,857	93	1,764	-	-	-	-	-	-	-	-	882	-	-	882	882	-	-	882	1,764
Region XIII - CARAGA		1,666	83	1,583	-	-	-	-	-	-	-	-	792	-	-	792	791	-	-	791	1,583
Autonomous Region in Muslim Mindanao (ARMM)		2,111	106	2,005	-	-	-	-	-	-	-	-	1,003	-	-	1,003	1,002	-	-	1,002	2,005
3. Generation/compilation of administrative-based statistics	3 01 03 00000																				
Central Office																					
PS																					
MOOE		3,475	174	3,301	-	-	-	-	453	-	250	703	500	400	500	1,400	-	1,198	-	1,198	3,301
FinExp																					
CO																					
TOTAL MFO 1		658,273	37,154	621,119	31,720	30,367	43,996	106,083	41,493	62,244	49,486	153,223	69,438	54,310	50,708	174,456	69,801	63,100	54,456	187,357	621,119
PS		337,264	21,105	316,159	21,458	20,817	18,715	60,990	25,508	37,836	30,068	93,412	23,868	23,768	23,568	71,204	23,768	37,330	29,455	90,553	316,159
MOOE		321,009	16,049	304,960	10,262	9,550	25,281	45,093	15,985	24,408	19,418	59,811	45,570	30,542	27,140	103,252	46,033	25,770	25,001	96,804	304,960
FinExp																					
CO																					
b. MFO 2 - Statistical Policy and Coordination Services	3 02 00 00000																				
1. Statistical planning, programming, budgeting monitoring and evaluation.	3 02 01 00000																				
Central Office																					
PS		15,095	877	14,218	473	452	326	1,251	526	224	350	1,100	2,500	1,500	1,500	5,500	3,000	2,022	1,345	6,367	14,218
MOOE		10,991	550	10,441	125	147	416	688	498	307	500	1,305	1,536	1,000	1,800	4,336	2,500	880	732	4,112	10,441
FinExp																					
CO																					
2. Development and improvement of statistical and standards	3 02 02 00000																				

FY 2016 MONTHLY DISBURSEMENT PROGRAM (REVISED)
(In Thousand Pesos)

Department : National Economic and Development Authority
 Agency : Philippine Statistics Authority (PSA)
 Operating Unit : Central Office
 Organizational Code (UACS) : 24 008 01 00000

PARTICULARS	UACS CODE	TOTAL PROGRAM	TAX REM. ADVICE (TRA)	PROGRAM NET OF TRA	FULL YEAR REQUIREMENT																Full Year TOTAL	
					QUARTER 1				QUARTER 2				QUARTER 3				QUARTER 4					
					JAN	FEB	MAR	TOTAL	APR	MAY	JUN	TOTAL	JUL	AUG	SEPT	TOTAL	OCT	NOV	DEC	TOTAL		
6	7	8	9=6+7+8	10	11	12	13=10+11+12	14	15	16	17=14+15+16	18	19	20	21=18+19+20	22=9+13+17+21						
Central Office																						
PS		15,251	967	14,284	1,155	1,025	1,142	3,322	1,334	642	1,300	3,276	1,700	1,500	1,000	4,200	1,000	1,579	907	3,486	14,284	
MOOE		7,087	354	6,733	289	640	543	1,472	1,081	692	738	2,511	500	500	500	1,500	300	450	500	1,250	6,733	
FinExp																						
CO																						
3. Coordination of statistical activities at the national and local levels	3 02.03 00000																					
Central Office																						
PS		5,545	359	5,186	270	270	267	807	254	426	500	1,180	450	450	450	1,350	450	676	723	1,849	5,186	
MOOE		4,350	218	4,132	58	-	-	58	-	-	191	191	379	718	160	1,257	1,205	1,000	421	3,326	4,132	
FinExp		48	2	46	-	-	-	-	-	-	-	-	-	-	46	46	-	-	-	-	46	
CO		-	-	-	-	-	-	-	-	-	-	-	-	-	-	-	-	-	-	-	-	
MOOE		5,202	260	4,942	-	394	369	763	404	404	404	1,212	798	404	404	1,606	418	458	485	1,361	4,942	
National Capital Capital Region (NCR)		-	-	-	-	-	-	-	-	-	-	-	-	-	-	-	-	-	-	-	-	
Region I - Ilocos		595	30	565	-	41	41	82	46	46	46	138	46	46	46	138	50	60	97	207	565	
Region II - Cagayan		-	-	-	-	-	-	-	-	-	-	-	-	-	-	-	-	-	-	-	-	
Cordillera Administrative Region		537	27	510	-	35	35	70	40	40	40	120	40	40	40	120	50	80	70	200	510	
Region III - Central Luzon		-	-	-	-	-	-	-	-	-	-	-	-	-	-	-	-	-	-	-	-	
Region IV-A - CALABARZON		-	-	-	-	-	-	-	-	-	-	-	-	-	-	-	-	-	-	-	-	
Region IV-B - MIMAROPA		-	-	-	-	-	-	-	-	-	-	-	-	-	-	-	-	-	-	-	-	
Region V - Bicol		588	29	559	-	46	42	88	46	46	46	138	103	46	46	195	46	46	46	138	559	
Region VI - Western Visayas		749	37	712	-	59	53	112	59	59	59	177	128	59	59	246	59	59	59	177	712	
Region VII - Central Visayas		-	-	-	-	-	-	-	-	-	-	-	-	-	-	-	-	-	-	-	-	
Region VIII - Eastern Visayas		602	30	572	-	47	42	89	47	47	47	141	107	47	47	201	47	47	47	141	572	
Region IX - Zamboanga Peninsula		510	26	484	-	40	38	78	40	40	40	120	86	40	40	166	40	40	40	120	484	
Region X - Northern Mindanao		502	25	477	-	39	36	75	39	39	39	117	90	39	39	168	39	39	39	117	477	
Region XI - Davao		545	27	518	-	42	39	81	42	42	42	126	101	42	42	185	42	42	42	126	518	
Region XII - SOCCSKRGEN		574	29	545	-	45	43	88	45	45	45	135	97	45	45	187	45	45	45	135	545	
Region XIII - CARAGA		-	-	-	-	-	-	-	-	-	-	-	-	-	-	-	-	-	-	-	-	
Autonomous Region in Muslim Mindanao (ARMM)		-	-	-	-	-	-	-	-	-	-	-	-	-	-	-	-	-	-	-	-	
TOTAL MFO 2		63,569	3,587	59,982	2,370	2,928	3,063	8,361	4,097	2,695	3,983	10,775	7,863	6,072	5,860	19,795	8,873	7,065	5,113	21,051	59,982	
PS		35,891	2,203	33,688	1,898	1,747	1,735	5,380	2,114	1,292	2,150	5,556	4,650	3,450	2,950	11,050	4,450	4,277	2,975	11,702	33,688	
MOOE		27,630	1,382	26,248	472	1,181	1,328	2,981	1,983	1,403	1,833	5,219	3,213	2,622	2,864	8,699	4,423	2,788	2,138	9,349	26,248	
FinExp		48	2	46	-	-	-	-	-	-	-	-	-	-	46	46	-	-	-	-	46	
CO		-	-	-	-	-	-	-	-	-	-	-	-	-	-	-	-	-	-	-	-	
c. MFO 3- Civil Registration Services	3 03 00 00000																					
1. Processing and archiving of civil registry documents	3 03 01 00000																					
Central Office																						
PS		7,858	447	7,411	238	316	483	1,037	367	441	500	1,308	750	750	750	2,250	750	1,081	985	2,816	7,411	
MOOE		36,940	1,847	35,093	449	1,234	1,030	2,713	1,728	8,421	3,500	13,649	3,500	3,000	3,000	9,500	3,500	2,500	3,231	9,231	35,093	
FinExp		-	-	-	-	-	-	-	-	-	-	-	-	-	-	-	-	-	-	-	-	
CO		-	-	-	-	-	-	-	-	-	-	-	-	-	-	-	-	-	-	-	-	
Regional Operations																						
PS		22,614	1,347	21,267	831	802	833	2,466	1,101	1,918	2,048	5,067	2,048	2,048	2,048	6,144	2,051	2,996	2,543	7,590	21,267	
National Capital Capital Region (NCR)		6,754	403	6,351	121	119	119	359	164	275	734	1,173	734	734	734	2,202	735	1,012	870	2,617	6,351	
Region I - Ilocos		190	11	179	25	25	25	75	36	55	-	91	-	-	-	-	-	8	5	13	179	

FY 2016 MONTHLY DISBURSEMENT PROGRAM (REVISED)
(In Thousand Pesos)

Department : National Economic and Development Authority
 Agency : Philippine Statistics Authority (PSA)
 Operating Unit : Central Office
 Organizational Code (UACS) : 24 008 01 00000

PARTICULARS	UACS CODE	TOTAL PROGRAM	TAX REM. ADVICE (TRA)	PROGRAM NET OF TRA	FULL YEAR REQUIREMENT																
					QUARTER 1				QUARTER 2				QUARTER 3				QUARTER 4				Full Year
					JAN	FEB	MAR	TOTAL	APR	MAY	JUN	TOTAL	JUL	AUG	SEPT	TOTAL	OCT	NOV	DEC	TOTAL	TOTAL
					6	7	8	9=6+7+8	10	11	12	13=10+11+12	14	15	16	17=14+15+16	18	19	20	21=18+19+20	22=9+13+17+21
Region II - Cagayan		392	23	369	46	46	46	138	61	110	5	176	5	5	5	15	4	22	14	40	369
Cordillera Administrative Region		769	44	725	39	39	39	117	54	93	58	205	58	58	58	174	59	91	79	229	725
Region III - Central Luzon		1,357	78	1,279	81	81	81	243	112	158	96	366	96	96	96	288	97	154	131	382	1,279
Region IV-A - CALABARZON		4,134	256	3,878	28	28	29	85	42	82	489	613	489	489	489	1,467	489	660	564	1,713	3,878
Region IV-B - MIMAROPA		-	-	-	-	-	-	-	-	-	-	-	-	-	-	-	-	-	-	-	-
Region V - Bicol		971	56	915	68	67	67	202	92	117	62	271	62	62	62	186	63	105	88	256	915
Region VI - Western Visayas		962	55	907	78	52	53	183	73	110	68	251	68	68	68	204	67	109	93	269	907
Region VII - Central Visayas		766	44	722	52	52	52	156	72	102	48	222	48	48	48	144	49	82	69	200	722
Region VIII - Eastern Visayas		569	32	537	85	85	85	255	115	127	-	242	-	-	-	-	-	25	15	40	537
Region IX - Zamboanga Peninsula		195	11	184	31	32	31	94	42	35	-	77	-	-	-	-	-	8	5	13	184
Region X - Northern Mindanao		3,826	234	3,592	62	62	62	186	83	308	397	788	397	397	397	1,191	398	556	473	1,427	3,592
Region XI - Davao		764	44	720	52	52	51	185	67	113	43	223	43	43	43	129	44	75	64	183	720
Region XII - SOCCSKRGEN		380	22	358	25	25	25	75	35	83	20	138	20	20	20	60	19	36	30	85	358
Region XIII - CARAGA		190	11	179	12	12	12	36	17	69	6	92	6	6	6	18	7	14	12	33	179
Autonomous Region in Muslim Mindanao (ARMM)		395	23	372	26	25	26	77	36	81	22	139	22	22	22	66	20	39	31	90	372
MOOE		18,725	937	17,788	1,168	1,168	1,153	3,489	1,176	848	824	2,848	1,895	1,891	1,872	5,658	1,893	1,928	1,972	5,793	17,788
National Capital Region (NCR)		885	44	841	204	204	197	605	212	24	-	236	-	-	-	-	-	-	-	841	841
Region I - Ilocos		1,175	59	1,116	90	90	89	269	89	93	93	275	100	100	100	300	100	100	72	272	1,116
Region II - Cagayan		1,007	50	957	39	39	39	117	39	60	60	159	110	110	110	330	110	110	131	351	957
Cordillera Administrative Region		1,018	51	967	39	39	39	117	39	27	27	93	130	130	100	360	100	110	187	397	967
Region III - Central Luzon		1,300	65	1,235	86	86	86	258	86	90	90	266	120	120	120	360	111	120	120	351	1,235
Region IV-A - CALABARZON		1,157	58	1,099	82	82	82	246	82	83	83	248	100	100	100	300	100	105	100	305	1,099
Region IV-B - MIMAROPA		1,227	61	1,166	57	57	57	171	57	38	38	133	150	120	150	420	150	150	142	442	1,166
Region V - Bicol		1,277	64	1,213	71	71	71	213	71	29	29	129	130	150	150	430	150	150	141	441	1,213
Region VI - Western Visayas		1,178	59	1,119	80	80	76	236	81	80	80	241	120	120	100	340	102	100	100	302	1,119
Region VII - Central Visayas		1,270	64	1,206	61	61	58	180	57	74	74	205	125	125	125	375	136	140	170	446	1,206
Region VIII - Eastern Visayas		1,244	62	1,182	66	66	66	198	66	46	46	158	140	126	140	406	140	140	140	420	1,182
Region IX - Zamboanga Peninsula		970	49	921	53	53	53	159	52	20	20	92	110	110	110	330	110	110	120	340	921
Region X - Northern Mindanao		1,165	58	1,107	79	79	79	237	80	51	51	182	100	100	104	304	140	144	100	384	1,107
Region XI - Davao		942	47	895	39	39	39	117	40	40	40	120	140	123	383	120	115	120	120	355	895
Region XII - SOCCSKRGEN		981	49	932	28	28	28	84	29	29	29	87	130	130	130	390	120	130	121	371	932
Region XIII - CARAGA		1,071	54	1,017	49	49	49	147	50	46	46	142	120	120	120	360	124	124	120	368	1,017
Autonomous Region in Muslim Mindanao (ARMM)		858	43	815	45	45	45	135	46	58	58	162	90	90	90	270	80	80	88	248	815
NIR		-	-	-	-	-	-	-	-	-	-	-	-	-	-	-	-	-	-	-	-
2. Issuance of civil registration certifications authentications of documents.	3 03 02 00000																				
Central Office																					
PS		21,496	1,245	20,251	854	1,100	1,043	2,997	1,433	1,220	1,000	3,653	2,000	2,000	2,000	6,000	2,000	2,897	2,704	7,601	20,251
MOOE		46,680	2,334	44,346	199	795	958	1,952	3,215	8,908	10,000	22,123	3,500	3,000	4,000	10,500	3,200	3,000	3,571	9,771	44,346
FinExp		-	-	-	-	-	-	-	-	-	-	-	-	-	-	-	-	-	-	-	-
CO		-	-	-	-	-	-	-	-	-	-	-	-	-	-	-	-	-	-	-	-
3. Technical supervision over local civil registrars	3 03 03 00000																				
Central Office																					
PS		-	-	-	-	-	-	-	-	-	-	-	-	-	-	-	-	-	-	-	-
MOOE		4,933	247	4,686	-	-	-	-	10	29	-	39	800	800	800	2,400	800	747	700	2,247	4,686
FinExp		-	-	-	-	-	-	-	-	-	-	-	-	-	-	-	-	-	-	-	-
CO		-	-	-	-	-	-	-	-	-	-	-	-	-	-	-	-	-	-	-	-
TOTAL, MFO 3		159,246	8,404	150,842	3,739	5,415	5,500	14,654	9,030	21,785	17,872	48,687	14,493	13,489	14,470	42,452	14,194	15,149	15,706	45,049	150,842

FY 2016 MONTHLY DISBURSEMENT PROGRAM (REVISED)
(In Thousand Pesos)

Department : National Economic and Development Authority
 Agency : Philippine Statistics Authority (PSA)
 Operating Unit : Central Office
 Organizational Code (UACS) : 24 008 01 00000

PARTICULARS	UACS CODE	TOTAL PROGRAM	TAX REM. ADVICE (TRA)	PROGRAM NET OF TRA	FULL YEAR REQUIREMENT																
					QUARTER 1				QUARTER 2				QUARTER 3				QUARTER 4				Full Year
					JAN	FEB	MAR	TOTAL	APR	MAY	JUN	TOTAL	JUL	AUG	SEPT	TOTAL	OCT	NOV	DEC	TOTAL	TOTAL
1	2	3	4	5	6	7	8	9=6+7+8	10	11	12	13=10+11+12	14	15	16	17=14+15+16	18	19	20	21=18+19+20	22=9+13+17+21
PS		51,968	3,039	48,929	1,923	2,218	2,359	6,500	2,901	3,579	3,548	10,028	4,798	4,798	4,798	14,394	4,801	6,974	6,232	18,007	48,929
MOOE		107,278	5,365	101,913	-1,816	3,197	3,141	8,154	6,129	18,206	14,324	38,659	9,695	8,691	9,672	28,058	9,393	8,175	9,474	27,042	101,913
FinExp		-	-	-	-	-	-	-	-	-	-	-	-	-	-	-	-	-	-	-	-
CO		-	-	-	-	-	-	-	-	-	-	-	-	-	-	-	-	-	-	-	-
SUB-TOTAL, OPERATIONS		881,040	49,143	831,897	37,829	38,710	52,559	129,098	54,620	86,724	71,341	212,685	91,794	73,871	70,992	236,657	92,868	85,314	75,275	253,457	831,897
PS		425,123	26,347	398,776	25,279	24,782	22,809	72,870	30,523	42,707	35,766	108,996	33,316	32,016	31,316	96,648	33,019	48,581	38,662	120,262	398,776
MOOE		455,917	22,796	433,121	12,550	13,928	29,750	56,228	24,097	44,017	35,575	103,689	58,478	41,855	39,676	140,009	59,849	36,733	36,613	133,195	433,121
FinExp		-	-	-	-	-	-	-	-	-	-	-	-	-	-	-	-	-	-	-	-
CO		-	-	-	-	-	-	-	-	-	-	-	-	-	-	-	-	-	-	-	-
TOTAL PROGRAM & ACTIVITIES		2,595,066	141,877	2,453,189	82,549	82,783	104,450	269,782	104,352	#####	#####	396,469	222,723	416,511	#####	835,923	221,209	523,230	206,576	951,015	2,453,189
PS		970,146	60,632	909,514	47,441	47,035	46,999	141,475	56,638	78,304	66,849	201,791	84,099	82,799	82,099	248,997	84,102	135,425	97,724	317,251	909,514
MOOE		1,124,332	56,217	1,068,115	35,108	35,748	57,451	128,307	47,714	71,480	75,484	194,678	138,624	133,651	#####	386,797	137,107	112,374	108,852	358,333	1,068,115
FinEx		198	8	190	-	-	-	-	-	-	-	-	-	61	68	129	-	61	-	61	190
CO		500,390	25,020	475,370	-	-	-	-	-	-	-	-	-	200,000	-	200,000	-	275,370	-	275,370	475,370
B. PROJECTS - Locally Funded	4 00 00 00000																				
Economic Affairs	4 07 01 00000																				
b. 2015 Census of Population (CP)	4 07 01 00001																				
Central Office																					
PS		-	-	-	-	-	-	-	-	-	-	-	-	-	-	-	-	-	-	-	-
MOOE		114,935	5,747	109,188	17	124	9	150	1,141	193	-	1,334	-	50,000	-	50,000	-	57,704	-	57,704	109,188
FinEx		-	-	-	-	-	-	-	-	-	-	-	-	-	-	-	-	-	-	-	-
CO		-	-	-	-	-	-	-	-	-	-	-	-	-	-	-	-	-	-	-	-
g. 2012 Census of Philipppiner Business and Industry (CPBI)	4 07 01 00002																				
Central Office																					
PS		-	-	-	-	-	-	-	-	-	-	-	-	-	-	-	-	-	-	-	-
MOOE		-	-	-	-	-	-	-	-	-	-	-	-	-	-	-	-	-	-	-	-
FinEx		-	-	-	-	-	-	-	-	-	-	-	-	-	-	-	-	-	-	-	-
CO		-	-	-	-	-	-	-	-	-	-	-	-	-	-	-	-	-	-	-	-
i. 2015 Annual Survey of Philippine Business and Industry (ASPBI)	4 07 01 00003																				
Central Office																					
PS		-	-	-	-	-	-	-	-	-	-	-	-	-	-	-	-	-	-	-	-
MOOE		145,210	7,261	137,949	-	10	573	583	469	23	-	492	45,600	-	45,600	-	50,000	41,274	91,274	137,949	
FinEx		-	-	-	-	-	-	-	-	-	-	-	-	-	-	-	-	-	-	-	
CO		-	-	-	-	-	-	-	-	-	-	-	-	-	-	-	-	-	-	-	
j. 2014 Annual Survey of Philippine Business and Industry (2014 ASPBI)	4 07 01 00003																				
Central Office																					
PS		-	-	-	-	-	-	-	-	-	-	-	-	-	-	-	-	-	-	-	-
MOOE		-	-	-	-	-	-	-	-	-	-	-	-	-	-	-	-	-	-	-	
FinEx		-	-	-	-	-	-	-	-	-	-	-	-	-	-	-	-	-	-	-	
CO		-	-	-	-	-	-	-	-	-	-	-	-	-	-	-	-	-	-	-	

FY 2016 MONTHLY DISBURSEMENT PROGRAM (REVISED)
(In Thousand Pesos)

Department : National Economic and Development Authority
 Agency : Philippine Statistics Authority (PSA)
 Operating Unit : Central Office
 Organizational Code (UACS) : 24 008 01 00000

PARTICULARS	UACS CODE	TOTAL PROGRAM	TAX REM. ADVICE (TRA)	PROGRAM NET OF TRA	FULL YEAR REQUIREMENT																Full Year TOTAL
					QUARTER 1				QUARTER 2				QUARTER 3				QUARTER 4				
					JAN	FEB	MAR	TOTAL	APR	MAY	JUN	TOTAL	JUL	AUG	SEPT	TOTAL	OCT	NOV	DEC	TOTAL	
6	7	8	9=6+7+8	10	11	12	13=10+11+12	14	15	16	17=14+15+16	18	19	20	21=18+19+20	22=9+13+17+21					
d. 2014 Survey of Tourism Enterprises of the Philippines (STEP)	4 07 01 00004																				
Central Office																					
PS		-	-	-																	
MOOE		-	-	-																	
FinEx		-	-	-																	
CO		-	-	-																	
I. Development of the Subnational Statistical System Towards Inclusive Growth	4 07 01 00005																				
Central Office																					
PS		-	-	-																	
MOOE		-	-	-																	
FinEx		-	-	-																	
CO		-	-	-																	
Agriculture & Fisheries	4 07 02 00000																				
a. 2012 Census of Agriculture and Fisheries (CAF)	4 07 02 00001																				
Central Office																					
PS		-	-	-																	
MOOE		30,295	1,515	28,780	10	-	10	12	-		12	5,000	5,000	5,000	15,000	4,500	4,500	4,758	13,758	28,780	
FinEx		-	-	-																	
CO		-	-	-																	
General Public Service	4 10 01 00000																				
f. Unified Multi-Purpose ID (UMID) System-Central Verification and Enrolment Agency Component (UMID-CVEA)	4 10 01 00001																				
Central Office																					
PS		-	-	-																	
MOOE		23,979	1,199	22,780	-	-	-	-	-	-	-	4,000	4,000	4,000	12,000	4,000	4,000	2,780	10,780	22,780	
FinEx		-	-	-																	
CO		-	-	-																	
Environmental and Natural Resources	4 13 02																				
n. Establishment of Philippine Economic-Environmental and Natural Resources Accounts (PEENRA) unit towards the compilation of Green GDP of the Phils.	4 13 02																				
Central Office																					
PS		-	-	-																	
MOOE		7,149	357	6,792	-	-	103	103	71		71	1,100	1,100	1,100	3,300	1,100	1,100	1,118	3,318	6,792	
FinEx		-	-	-																	
CO		-	-	-																	
Information and Communication Technology	4 13 06 00000																				
c. Annual Survey of Information and Communication Technology (SICT)	4 13 06 00001																				
Central Office																					
PS		-	-	-																	
MOOE		61,923	3,096	58,827	-	183	33	216	261	6	267	10,000	10,000	10,000	30,000	10,000	10,000	8,344	28,344	58,827	
FinEx		-	-	-																	

FY 2016 MONTHLY DISBURSEMENT PROGRAM (REVISED)
(In Thousand Pesos)

Department : National Economic and Development Authority
 Agency : Philippine Statistics Authority (PSA)
 Operating Unit : Central Office
 Organizational Code (UACS) : 24 008 01 00000

PARTICULARS	UACS CODE	TOTAL PROGRAM	TAX REM. ADVICE (TRA)	PROGRAM NET OF TRA	FULL YEAR REQUIREMENT																	
					QUARTER 1				QUARTER 2				QUARTER 3				QUARTER 4				Full Year	
					JAN	FEB	MAR	TOTAL	APR	MAY	JUN	TOTAL	JUL	AUG	SEPT	TOTAL	OCT	NOV	DEC	TOTAL	TOTAL	
1	2	3	4	5	6	7	8	9=6+7+8	10	11	12	13=10+11+12	14	15	16	17=14+15+16	18	19	20	21=18+19+20	22=9+13+17+21	
CO		-	-	-																		
Poverty Reduction	4 14 08 00000	-	-	-																		
e. Family Income and Expenditures Survey (2015 FIES)	4 14 08 00001	-	-	-																		
Central Office		-	-	-																		
PS		-	-	-																		
MOOE		69,226	3,461	65,765	91	-	7	98	282	-			282	-	20,000		20,000	25,000	20,385		45,385	65,765
FinEx		-	-	-				-					-				-				-	-
CO		-	-	-				-					-				-				-	-
h. 2013 Functional Literacy, Education and Mass Media Survey (FLEMMS)	4 14 08 00002	-	-	-																		
Central Office		-	-	-																		
PS		-	-	-																		
MOOE		-	-	-																		
FinEx		-	-	-																		
CO		-	-	-																		
k. 2016 Annual Poverty Indicator Survey (APIS)	4 14 08 00003	-	-	-																		
Central Office		-	-	-																		
PS		-	-	-																		
MOOE		181,855	9,093	172,762	-	-	-	-	72	371			443	30,000	30,000	30,319	90,319	30,000	25,000	27,000	82,000	172,762
FinEx		-	-	-																		
CO		-	-	-																		

FY 2016 MONTHLY DISBURSEMENT PROGRAM (REVISED)
(In Thousand Pesos)

Department : National Economic and Development Authority
 Agency : Philippine Statistics Authority (PSA)
 Operating Unit : Central Office
 Organizational Code (UACS) : 24 008 01 00000

PARTICULARS	UACS CODE	TOTAL PROGRAM	TAX REM. ADVICE (TRA)	PROGRAM NET OF TRA	FULL YEAR REQUIREMENT																	
					QUARTER 1				QUARTER 2				QUARTER 3				QUARTER 4				Full Year	
					JAN	FEB	MAR	TOTAL	APR	MAY	JUN	TOTAL	JUL	AUG	SEPT	TOTAL	OCT	NOV	DEC	TOTAL	TOTAL	
1	2	3	4	5	6	7	8	9=6+7+8	10	11	12	13=10+11+12	14	15	16	17=14+15+16	18	19	20	21=18+19+20	22=9+13+17+21	
o. 13th National Convention on Statistics	4 14 08 00004																					
Central Office																						
PS		-	-	-	-	-	-	-	-	-	-	-	-	-	-	-	-	-	-	-	-	-
MOOE		3,897	195	3,702	-	-	-	-	77	-	-	-	77	600	600	600	1,800	600	600	625	1,825	3,702
FinEx		-	-	-	-	-	-	-	-	-	-	-	-	-	-	-	-	-	-	-	-	-
CO		-	-	-	-	-	-	-	-	-	-	-	-	-	-	-	-	-	-	-	-	-
Total Projects-Locally Funded		638,469	31,924	606,545	118	317	725	1,160	2,385	593	-	2,978	96,300	120,700	51,019	268,019	75,200	173,289	85,899	334,388	606,545	
PS		-	-	-	-	-	-	-	-	-	-	-	-	-	-	-	-	-	-	-	-	-
MOOE		638,469	31,924	606,545	118	317	725	1,160	2,385	593	-	2,978	96,300	120,700	51,019	268,019	75,200	173,289	85,899	334,388	606,545	
FinEx		-	-	-	-	-	-	-	-	-	-	-	-	-	-	-	-	-	-	-	-	-
CO		-	-	-	-	-	-	-	-	-	-	-	-	-	-	-	-	-	-	-	-	-
Pension and Gratuity Fund	1 01 407	96,268		96,268	7,730	6,828	3,517	18,075	1,692	378	3,875	5,945	8,232	14,353	20,655	43,240	6,958	16,642	5,408	29,008	96,268	
Terminal Leave		31,846		31,846	2,681			2,681					4,500	4,500	5,000	14,000	4,500	5,500	5,165	15,165	31,846	
Retirement Gratuity		64,422		64,422	5,049	6,828	3,517	15,394	1,692	378	3,875	5,945	3,732	9,853	15,655	29,240	2,458	11,142	243	13,843	64,422	
Automatic Appropriation	1 04 102	86,136		86,136	4,882	4,835	4,770	14,487	4,509	8,418	6,498	19,425	8,691	8,693	8,696	26,080	8,684	8,703	8,756	26,144	86,136	
I. General Administration and Support	1 00 00 00000	20,699	-	20,699	1,149	1,221	1,178	3,548	1,339	2,160	1,942	5,441	1,944	1,948	1,947	5,839	1,948	1,949	1,973	5,871	20,699	
a. General Administration and Support Services	1 00 01 00000																					
Central Office		5,829		5,829	362	349	363	1,074	528	528	528	1,584	528	528	528	1,584	528	528	531	1,587	5,829	
Regional Operations		14,870	-	14,870	787	872	815	2,474	811	1,632	1,414	3,857	1,416	1,420	1,419	4,255	1,420	1,421	1,442	4,284	14,870	
National Capital Capital Region (NCR)		1,144		1,144	80	80	80	240	80	127	99	306	99	99	99	297	99	99	103	301	1,144	
Region I - Ilocos		590		590	27	27	27	81	27	72	58	157	58	58	58	174	58	58	62	178	590	
Region II - Cagayan		780		780	39	32	32	103	32	92	78	202	78	78	78	234	78	78	85	241	780	
Cordillera Administrative Region		714		714	42	42	42	126	48	82	65	195	65	65	65	195	65	65	68	198	714	
Region III - Central Luzon		1,254		1,254	64	64	64	192	58	114	127	299	127	127	127	381	127	127	128	382	1,254	
Region IV-A - CALABARZON		1,178		1,178	57	58	58	173	58	106	120	284	120	120	120	360	120	120	121	361	1,178	
Region IV-B - MIMAROPA		1,756		1,756	60	164	108	332	108	293	146	547	146	146	146	438	146	146	147	439	1,756	
Region V - Bicol		834		834	48	48	48	144	48	69	81	198	82	82	82	246	82	82	82	246	834	
Region VI - Western Visayas		954		954	51	45	51	147	50	79	96	225	97	97	97	291	97	97	97	291	954	
Region VII - Central Visayas		765		765	56	50	43	149	43	68	72	183	72	72	72	216	72	72	73	217	765	
Region VIII - Eastern Visayas		905		905	46	45	45	136	45	76	92	213	92	93	92	277	93	93	93	279	905	
Region IX - Zamboanga Peninsula		827		827	32	32	32	96	28	54	92	174	92	93	93	278	93	93	93	279	827	
Region X - Northern Mindanao		711		711	42	42	42	126	42	83	65	190	65	66	66	197	66	66	66	198	711	
Region XI - Davao		590		590	36	36	36	108	36	85	51	172	51	52	52	155	52	52	51	155	590	
Region XII - SOCCSKRGEN		601		601	47	47	47	141	41	81	48	170	48	48	48	144	48	49	49	146	601	
Region XIII - CARAGA		674		674	40	40	40	120	40	81	62	183	62	62	62	186	62	62	61	185	674	
Autonomous Region in Muslim Mindanao (ARMM)		593		593	20	20	20	60	27	70	62	159	62	62	62	186	62	62	63	188	593	
II. Support to Operations	2 00 00 00000	25,919	-	25,919	1,191	1,188	1,145	3,524	776	1,200	1,200	3,176	3,200	3,200	3,200	9,600	3,200	3,200	3,219	9,619	25,919	
a.1 Provision of management and corporate planning and legal services	2 00 01 00000																					
Central Office																						
a.2. Coordination and formulation of policies on intern'l. cooperation in statistics and civil registration	2 00 02 00000																					
Central Office																						
a.3 Development and maintenance of information systems and database	2 00 03 00000																					

FY 2016 MONTHLY DISBURSEMENT PROGRAM (REVISED)
(In Thousand Pesos)

Department : National Economic and Development Authority
 Agency : Philippine Statistics Authority (PSA)
 Operating Unit : Central Office
 Organizational Code (UACS) : 24 008 01 00000

PARTICULARS	UACS CODE	TOTAL PROGRAM	TAX REM. ADVICE (TRA)	PROGRAM NET OF TRA	FULL YEAR REQUIREMENT																
					QUARTER 1				QUARTER 2				QUARTER 3				QUARTER 4				Full Year
					JAN	FEB	MAR	TOTAL	APR	MAY	JUN	TOTAL	JUL	AUG	SEPT	TOTAL	OCT	NOV	DEC	TOTAL	TOTAL
1	2	3	4	5	6	7	8	9=6+7+8	10	11	12	13=10+11+12	14	15	16	17=14+15+16	18	19	20	21=18+19+20	22=9+13+17+21
Central Office		25,919		25,919	1,191	1,188	1,145	3,524	776	1,200	1,200	3,176	3,200	3,200	3,200	9,600	3,200	3,200	3,219	9,619	25,919
a.4 Coordination in the Development of statistical methodologies and survey designs Central Office	2 00 04 00000																				
III. Operations	3 00 00 00000	39,518	-	39,518	2,542	2,426	2,447	7,415	2,394	5,058	3,356	10,808	3,547	3,545	3,549	10,641	3,536	3,554	3,564	10,654	39,518
a. MFO 1 - Statistical Information and Services	3 01 00 00000	31,660	-	31,660	2,058	1,944	2,023	6,025	2,165	4,442	2,712	9,319	2,719	2,714	2,717	8,150	2,719	2,722	2,725	8,166	31,660
1. Conduct of censuses and surveys on the agriculture fisheries, industry and services sectors Central Office	3 01 01 00000	4,511		4,511	263	261	378	902	401	401	401	1,203	401	401	401	1,203	401	401	401	1,203	4,511
2. Conduct of household-based surveys Central Office	3 01 02 00000	27,149		27,149	1,795	1,683	1,645	5,123	1,764	4,041	2,311	8,116	2,318	2,313	2,316	6,947	2,318	2,321	2,324	6,963	27,149
		2,514		2,514	146	145	116	407	234	234	234	702	234	234	234	702	234	234	235	703	2,514
Regional Operations		24,635		24,635	1,649	1,538	1,529	4,716	1,530	3,807	2,077	7,414	2,084	2,079	2,082	6,245	2,084	2,087	2,089	6,260	24,635
National Capital Capital Region (NCR)		2,246		2,246	121	121	121	363	121	388	196	705	196	196	196	588	196	197	197	590	2,246
Region I - Ilocos		1,881		1,881	118	118	115	351	111	242	168	521	168	168	168	504	168	168	169	505	1,881
Region II - Cagayan		1,284		1,284	91	91	91	273	90	231	98	419	99	99	99	297	99	98	98	295	1,284
Cordillera Administrative Region		1,151		1,151	79	79	79	237	77	198	91	366	91	91	91	273	92	92	91	275	1,151
Region III - Central Luzon		2,034		2,034	142	142	142	426	142	319	163	624	164	164	164	492	164	164	164	492	2,034
Region IV-A - CALABARZON		2,039		2,039	157	159	159	475	159	272	162	593	162	162	162	486	161	162	162	485	2,039
Region IV-B - MIMAROPA		66		66	61			61					5		5						66
Region V - Bicol		1,612		1,612	101	102	102	305	102	228	139	469	139	139	139	417	140	140	141	421	1,612
Region VI - Western Visayas		2,149		2,149	134	105	105	344	107	253	206	566	206	206	207	619	207	207	206	620	2,149
Region VII - Central Visayas		1,872		1,872	140	116	116	372	119	245	162	526	162	162	162	486	162	163	163	488	1,872
Region VIII - Eastern Visayas		2,154		2,154	114	114	114	342	114	262	205	581	205	205	205	615	205	205	206	616	2,154
Region IX - Zamboanga Peninsula		1,080		1,080	57	57	57	171	57	191	94	342	94	94	94	282	95	95	95	285	1,080
Region X - Northern Mindanao		1,017		1,017	78	78	75	231	75	203	72	350	72	72	73	217	73	73	73	219	1,017
Region XI - Davao		1,174		1,174	78	78	78	234	81	211	92	384	92	92	93	277	93	93	93	279	1,174
Region XII - SOCCSKRGEN		1,032		1,032	67	67	64	198	64	194	82	340	82	82	82	246	82	83	83	248	1,032
Region XIII - CARAGA		983		983	61	61	61	183	61	192	78	331	78	78	78	234	78	78	79	235	983
Autonomous Region in Muslim Mindanao (ARMM)		861		861	50	50	50	150	50	178	69	297	69	69	69	207	69	69	69	207	861
3. Generation/compilation of administrative-based statistics Central Office	3 01 03 00000																				
b. MFO 2 - Statistical Policy and Coordination Services	3 02 00 00000	3,305		3,305	234	234	205	673	82	224	271	577	345	345	345	1,035	329	345	346	1,020	3,305
1. Statistical planning, programming, budgeting monitoring and evaluation. Central Office	3 02 01 00000	1,315		1,315	87	87	58	232	14	105	140	259	140	140	140	420	124	140	140	404	1,315
2. Development and improvement of statistical and standards. Central Office	3 02 02 00000	1,451		1,451	118	118	118	354	45	71	81	197	150	150	150	450	150	150	150	450	1,451
3. Coordination of statistical activities at the national and local levels	3 02 03 00000																				

FY 2016 MONTHLY DISBURSEMENT PROGRAM (REVISED)
(In Thousand Pesos)

Department : National Economic and Development Authority
 Agency : Philippine Statistics Authority (PSA)
 Operating Unit : Central Office
 Organizational Code (UACS) : 24 008 01 00000

PARTICULARS	UACS CODE	TOTAL PROGRAM	TAX REM. ADVICE (TRA)	PROGRAM NET OF TRA	FULL YEAR REQUIREMENT																	Full Year TOTAL
					QUARTER 1				QUARTER 2				QUARTER 3				QUARTER 4					
					JAN	FEB	MAR	TOTAL	APR	MAY	JUN	TOTAL	JUL	AUG	SEPT	TOTAL	OCT	NOV	DEC	TOTAL		
1	2	3	4	5	6	7	8	9=6+7+8	10	11	12	13=10+11+12	14	15	16	17=14+15+16	18	19	20	21=18+19+20	22=9+13+17+21	
Central Office		539		539	29	29	29	87	23	48	50	121	55	55	55	165	55	55	56	166	539	
c. MFO 3- Civil Registration Services	3 03 00 00000	4,553	-	4,553	250	248	219	717	147	392	373	912	483	486	487	1,456	488	487	493	1,468	4,553	
1. Processing and archiving of civil registry documents	3 03 01 00000	2,685		2,685	133	132	146	411	147	272	253	672	263	266	267	796	268	267	271	806	2,685	
Central Office		670		670	44	43	58	145	58	58	58	174	58	58	58	174	58	58	61	177	670	
Regional Operations		2,015		2,015	89	89	88	266	89	214	195	498	205	208	209	622	210	209	210	629	2,015	
National Capital Capital Region (NCR)		603		603	12	12	12	36	12	31	74	117	75	75	75	225	75	75	75	225	603	
Region I - Ilocos		16		16	3	3	3	9	3	4		7									16	
Region II - Cagayan		34		34	5	5	5	15	5	14		19									34	
Cordillera Administrative Region		66		66	4	4	4	12	4	11	5	20	5	5	6	16	6	6	6	18	66	
Region III - Central Luzon		117		117	8	8	8	24	8	18	9	35	9	9	10	28	10	10	10	30	117	
Region IV-A - CALABARZON		384		384	3	3	3	9	3	10	51	64	51	52	52	155	52	52	52	156	384	
Region IV-B - MIMAROPA																						
Region V - Bicol		83		83	7	7	7	21	7	13	6	26	6	6	6	18	6	6	6	18	83	
Region VI - Western Visayas		83		83	8	8	6	22	8	12		20	7	7	6	20	7	7	7	21	83	
Region VII - Central Visayas		66		66	6	6	6	18	6	11		17	5	5	5	15	5	5	6	16	66	
Region VIII - Eastern Visayas		48		48	9	9	9	27	9	12		21									48	
Region IX - Zamboanga Peninsula		17		17	4	4	3	11	4	2		6									17	
Region X - Northern Mindanao		350		350	7	7	7	21	7	37	40	84	40	41	41	122	41	41	41	123	350	
Region XI - Davao		65		65	6	6	8	20	6	13	3	22	3	4	4	11	4	4	4	12	65	
Region XII - SOCCSKRGEN		33		33	3	3	3	9	3	9	2	14	2	2	2	6	2	1	1	4	33	
Region XIII - CARAGA		16		16	1	1	1	3	1	8	4	13									16	
Autonomous Region in Muslim Mindanao (ARMM)		34		34	3	3	3	9	3	9	1	13	2	2	2	6	2	2	2	6	34	
2. Issuance of civil registration certifications authentications of documents.	3 03 02 00000																					
Central Office		1,868		1,868	117	116	73	306		120	120	240	220	220	220	660	220	220	222	662	1,868	
3. Technical supervision over local civil registrars	3 03 03 00000																					
Central Office																						
TOTAL PROGRAM, CURRENT YEAR FY BUDGET		3,415,939	173,801	3,242,138	95,279	94,763	113,462	303,504	112,938	#####	#####	424,817	335,946	560,257	#####	1,173,262	312,051	721,864	306,639	1,340,555	3,242,138	
PS		1,152,550	60,632	1,091,918	60,053	58,698	55,286	174,037	62,839	87,100	77,222	227,161	101,022	105,845	#####	318,317	99,744	160,770	111,888	372,403	1,091,918	
MOOE		1,762,801	88,141	1,674,660	35,226	36,065	58,176	129,467	50,099	72,073	75,484	197,656	234,924	254,351	#####	654,816	212,307	285,663	194,751	692,721	1,674,660	
FinEx		198	8	190	-	-	-	-	-	-	-	-	-	61	68	129	-	61	-	61	190	
CO		500,390	25,020	475,370	-	-	-	-	-	-	-	-	-	200,000	-	200,000	-	275,370	-	275,370	475,370	
B. Not Yet Due and Demandable Obligations																						
Current Appropriations																						
PROGRAMS																						
I. General Administration and Support																						
a. General Administration and Support Services																						
Central Office																						
PS																						
MOOE																						
TOTAL, GAS																						
PS																						

FY 2016 MONTHLY DISBURSEMENT PROGRAM (REVISED)
(In Thousand Pesos)

Department : National Economic and Development Authority
 Agency : Philippine Statistics Authority (PSA)
 Operating Unit : Central Office
 Organizational Code (UACS) : 24 008 01 00000

PARTICULARS	UACS CODE	TOTAL PROGRAM	TAX REM. ADVICE (TRA)	PROGRAM NET OF TRA	FULL YEAR REQUIREMENT																Full Year TOTAL
					QUARTER 1				QUARTER 2				QUARTER 3				QUARTER 4				
					JAN	FEB	MAR	TOTAL	APR	MAY	JUN	TOTAL	JUL	AUG	SEPT	TOTAL	OCT	NOV	DEC	TOTAL	
6	7	8	9=6+7+8	10	11	12	13=10+11+12	14	15	16	17=14+15+16	18	19	20	21=18+19+20	22=9+13+17+21					
MOOE																					
II. Operations																					
a. MFO 1 - Statistical Generation and Compilation Service																					
1. Development and maintenance of information systems; preparation and updating of statistical publication Central Office MOOE		21	1	20		20		20													20
2. Conduct of censuses and surveys on the business and industry sectors and generation of economic statistics Central Office MOOE																					
3. Conduct of household-based surveys and generation of population and social statistics Central Office MOOE																					
TOTAL, MFO 1		21	1	20		20		20													20
MOOE		21	1	20		20		20													20
b. MFO 2 - Civil Registration Services																					
1. Processing of civil registry documents and generation vital statistics report Central Office MOOE		160	8	152					152			152									152
2. Archiving and issuance of certification/Authentication of civil registry documents Central Office MOOE																					
TOTAL, MFO 2		160	8	152					152			152									152
MOOE		160	8	152					152			152									152
TOTAL PROGRAM		181	9	172		20		20	152			152									172
PS						20															
MOOE		181	9	172		20		20	152			152									172
B. PROJECTS - Locally Funded																					
1 Locally-Funded	4 00 00 0000																				
Economic Affairs	4 07 01 0000																				
a. 2012 Census of Philippines Business and Industry (CPBI) MOOE	4 07 01 0001																				
f. 2013 Annual Survey of Philippine Business and Industry (ASPBI) MOOE	4 07 01 0002																				
j. 2015 Census of Population MOOE	4 07 01 0003	45	2	43		43		43													43
b. 2012 Census of Agriculture and Fisheries (CAF) MOOE	4 07 02 0001																				
General Public Service	4 10 01 00000																				

FY 2016 MONTHLY DISBURSEMENT PROGRAM (REVISED)
(In Thousand Pesos)

Department : National Economic and Development Authority
 Agency : Philippine Statistics Authority (PSA)
 Operating Unit : Central Office
 Organizational Code (UACS) : 24 008 01 00000

PARTICULARS	UACS CODE	TOTAL PROGRAM	TAX REM. ADVICE (TRA)	PROGRAM NET OF TRA	FULL YEAR REQUIREMENT																
					QUARTER 1				QUARTER 2				QUARTER 3				QUARTER 4				Full Year
					JAN	FEB	MAR	TOTAL	APR	MAY	JUN	TOTAL	JUL	AUG	SEPT	TOTAL	OCT	NOV	DEC	TOTAL	TOTAL
1	2	3	4	5	6	7	8	9=6+7+8	10	11	12	13=10+11+12	14	15	16	17=14+15+16	18	19	20	21=18+19+20	22=9+13+17+21
h. Unified Multi-Purpose ID (UMID) System-Central Verification and Enrolment Agency Component (UMID-CVEA) MOOE	4 10 01 0001	311,778	-	311,778	25,981	25,981	25,983	77,945	25,981	25,981	25,983	77,945	25,981	25,981	25,983	77,945	25,981	25,981	25,981	77,943	311,778
Information and Communication Technology	4 13 06 0000																				
d. Annual Survey of Information and Communication Technology (ICT) MOOE	4 13 06 0001																				
Poverty Reduction	4 14 00 0000																				
e. Family Income and Expenditures Survey (2015FIES) MOOE	4 14 08 0001																				
g. 2014 Annual Poverty Indicator Survey (APIS) MOOE	4 14 08 0002																				
h. 2013 Functional Literacy, Education and Mass Media Survey (FLEMMS) MOOE	4 14 08 0003																				
i. 2013 National Demographic and Health Survey (NDHS) MOOE	4 14 08 0004																				
TOTAL, Locally Funded MOOE		311,823	2	311,821	25,981	26,024	25,983	77,988	25,981	25,981	25,983	77,945	25,981	25,981	25,983	77,945	25,981	25,981	25,981	77,943	311,821
Total NYDDO Current Appropriation PS		312,004	11	311,993	25,981	26,044	25,983	78,008	26,133	25,981	25,983	78,097	25,981	25,981	25,983	77,945	25,981	25,981	25,981	77,943	311,993
MOOE		312,004	11	311,993	25,981	26,044	25,983	78,008	26,133	25,981	25,983	78,097	25,981	25,981	25,983	77,945	25,981	25,981	25,981	77,943	311,993
CONTINUING APPROPRIATION (RA 10651) - Unobligated Allotment																					
Specific Budget for National Government Agencies (Program and Locally Funded Projects)	1 01 101																				
I. General Administration and Support	1 00 00 00000	355,528	17,776	337,752	16,821	14,435	7,721	38,977	12,314	15,913	15,000	43,227	81,493	25,005	20,000	126,498	83,860	25,190	20,000	129,050	337,752
a. General Administration and Support Services	1 00 01 00000																				
Central Office		242,924	12,146	230,778	16,821	14,435	7,721	38,977	11,844	15,913	15,000	42,757	25,000	25,000	20,000	70,000	33,854	25,190	20,000	79,044	230,778
MOOE		22	1	21	-	-	-	-	-	-	-	-	10	5	-	15	6	-	-	6	21
FinExp		112,582	5,629	106,953	-	-	-	-	470	-	-	470	56,483	-	-	56,483	50,000	-	-	50,000	106,953
CO																					
SUB-TOTAL, GAS		355,528	17,776	337,752	16,821	14,435	7,721	38,977	12,314	15,913	15,000	43,227	81,493	25,005	20,000	126,498	83,860	25,190	20,000	129,050	337,752
MOOE		242,924	12,146	230,778	16,821	14,435	7,721	38,977	11,844	15,913	15,000	42,757	25,000	25,000	20,000	70,000	33,854	25,190	20,000	79,044	230,778
FinExp		22	1	21	-	-	-	-	-	-	-	-	10	5	-	15	6	-	-	6	21
CO		112,582	5,629	106,953	-	-	-	-	470	-	-	470	56,483	-	-	56,483	50,000	-	-	50,000	106,953
II. Support to Operations	2 00 00 00000	33,231	1,661	31,570	641	3,268	1,991	5,900	300	142	92	534	12,582	7,285	625	20,492	4,124	520	-	4,644	31,570
a. Provision of management and corporate planning and legal services	2 00 01 00000																				
Central Office		6	-	6	-	-	5	5	-	-	1	1	-	-	-	-	-	-	-	-	6
MOOE																					
FinExp																					
CO																					

FY 2016 MONTHLY DISBURSEMENT PROGRAM (REVISED)
(In Thousand Pesos)

Department : National Economic and Development Authority
 Agency : Philippine Statistics Authority (PSA)
 Operating Unit : Central Office
 Organizational Code (UACS) : 24 008 01 00000

PARTICULARS	UACS CODE	TOTAL PROGRAM	TAX REM. ADVICE (TRA)	PROGRAM NET OF TRA	FULL YEAR REQUIREMENT																Full Year TOTAL	
					QUARTER 1				QUARTER 2				QUARTER 3				QUARTER 4					
					JAN	FEB	MAR	TOTAL	APR	MAY	JUN	TOTAL	JUL	AUG	SEPT	TOTAL	OCT	NOV	DEC	TOTAL		
					6	7	8	9=6+7+8	10	11	12	13=10+11+12	14	15	16	17=14+15+16	18	19	20	21=18+19+20	22=9+13+17+21	
b. Coordination and formulation of policies on intern'l. cooperation in statistics and civil registration	2.00.02.00000																					
Central Office																						
MOOE		447	22	425	-	-	-	-	-	-	25	25	100	100	100	300	100				100	425
FinExp			-	-																		
CO			-	-																		
c. Development and maintenance of information systems and database	2.00.03.00000																					
Central Office																						
MOOE		7,161	358	6,803	641	1,063	1,043	2,747	247	101	66	414	1,000	1,000	500	2,500	642	500			1,142	6,803
FinExp		126	6	120									25	25	25	75	25	20			45	120
CO		22,861	1,143	21,718		2,205	943	3,148	53			53	10,000	5,660		15,660	2,857				2,857	21,718
d. Coordination in the Development of statistical methodologies and survey designs	2.00.04.00000																					
Central Office																						
MOOE		2,630	132	2,498	-	-	-	-	-	41		41	1,457	500		1,957	500				500	2,498
FinExp			-	-																		
CO			-	-																		
SUB-TOTAL, Support to Operations		33,231	1,661	31,570	641	3,268	1,991	5,900	300	142	92	534	12,582	7,285	625	20,492	4,124	520	-	-	4,644	31,570
MOOE		10,244	512	9,732	641	1,063	1,048	2,752	247	142	92	481	2,557	1,600	600	4,757	1,242	500	-	-	1,742	9,732
FinExp		126	6	120	-	-	-	-	-	-	-	-	25	25	25	75	25	20	-	-	45	120
CO		22,861	1,143	21,718	-	2,205	943	3,148	53	-	-	53	10,000	5,660	-	15,660	2,857	-	-	-	2,857	21,718
III. Operations	3.00.00.00000	124,952	6,248	118,704	7,477	21,578	7,632	36,687	6,655	2,481	3,111	12,247	18,680	13,846	9,045	41,571	11,610	10,225	6,364	-	28,199	118,704
a. MFO 1 - Statistical Information and Services	3.01.00.00000																					
1. Conduct of censuses and surveys on the agriculture fisheries, industry and services sectors	3.01.01.00000																					
Central Office																						
MOOE		56,366	2,818	53,548	1,953	11,638	2,184	15,775	1,642	971	2,160	4,773	8,000	5,000	5,000	18,000	5,000	5,000	5,000		15,000	53,548
FinExp			-	-																		
CO		19	1	18									18			18						18
2. Conduct of household-based surveys	3.01.02.00000																					
Central Office																						
MOOE		23,326	1,166	22,160	384	4,543	692	5,619	510	250	281	1,041	5,500	3,000	2,000	10,500	2,000	2,000	1,000		5,000	22,160
FinExp			-	-																		
CO			-	-																		
3. Generation/compilation of administrative-based statistics	3.01.03.00000																					
Central Office																						
MOOE		2,408	120	2,288	31	-	-	31	-	-	57	57	800	400	100	1,300	500	400			900	2,288
FinExp			-	-																		
CO			-	-																		
TOTAL MFO 1		82,119	4,105	78,014	2,368	16,181	2,876	21,425	2,152	1,221	2,498	5,871	14,318	8,400	7,100	29,818	7,500	7,400	6,000		20,900	78,014

FY 2016 MONTHLY DISBURSEMENT PROGRAM (REVISED)
(In Thousand Pesos)

Department : National Economic and Development Authority
 Agency : Philippine Statistics Authority (PSA)
 Operating Unit : Central Office
 Organizational Code (UACS) : 24 008 01 00000

PARTICULARS	UACS CODE	TOTAL PROGRAM	TAX REM. ADVICE (TRA)	PROGRAM NET OF TRA	FULL YEAR REQUIREMENT																
					QUARTER 1				QUARTER 2				QUARTER 3				QUARTER 4				Full Year
					JAN	FEB	MAR	TOTAL	APR	MAY	JUN	TOTAL	JUL	AUG	SEPT	TOTAL	OCT	NOV	DEC	TOTAL	TOTAL
1	2	3	4	5	6	7	8	9=6+7+8	10	11	12	13=10+11+12	14	15	16	17=14+15+16	18	19	20	21=18+19+20	22=9+13+17+21
MOOE		82,100	4,104	77,996	2,368	16,181	2,876	21,425	2,152	1,221	2,498	5,871	14,300	8,400	7,100	29,800	7,500	7,400	6,000	20,900	77,996
FinExp		-	-	-	-	-	-	-	-	-	-	-	-	-	-	-	-	-	-	-	-
CO		19	1	18	-	-	-	-	-	-	-	-	18	-	-	18	-	-	-	-	18
b. MFO 2 - Statistical Policy and Coordination Services	3 02 00 00000																				
1. Statistical planning, programming, budgeting monitoring and evaluation.	3 02 01 00000																				
Central Office																					
MOOE		2,677	134	2,543	1,035	402	280	1,717	87	63	177	327	60	22	16	98	80	157	164	401	2,543
FinExp		-	-	-	-	-	-	-	-	-	-	-	-	-	-	-	-	-	-	-	-
CO		3,298	165	3,133	-	-	240	240	-	-	-	-	-	1,000	1,000	2,000	893	-	-	893	3,133
2. Development and improvement of statistical and standards	3 02 02 00000																				
Central Office																					
MOOE		56	3	53	49	4	-	53	-	-	-	-	-	-	-	-	-	-	-	-	53
FinExp		-	-	-	-	-	-	-	-	-	-	-	-	-	-	-	-	-	-	-	-
CO		951	48	903	-	-	-	-	-	-	-	-	-	903	-	903	-	-	-	-	903
3. Coordination of statistical activities at the national and local levels	3 02 03 00000																				
Central Office																					
MOOE		4,290	215	4,075	57	463	-	520	-	-	-	-	-	821	29	850	1,237	1,468	-	2,705	4,075
FinExp		48	2	46	-	-	-	-	-	-	-	-	15	5	5	25	11	5	5	21	46
CO		-	-	-	-	-	-	-	-	-	-	-	-	-	-	-	-	-	-	-	-
TOTAL MFO 2		11,320	567	10,753	1,141	869	520	2,530	87	63	177	327	75	2,751	1,050	3,876	2,221	1,630	169	4,020	10,753
MOOE		7,023	352	6,671	1,141	869	280	2,290	87	63	177	327	60	843	45	948	1,317	1,625	164	3,106	6,671
FinExp		48	2	46	-	-	-	-	-	-	-	-	15	5	5	25	11	5	5	21	46
CO		4,249	213	4,036	-	-	240	240	-	-	-	-	-	1,903	1,000	2,903	893	-	-	893	4,036
c. MFO 3- Civil Registration Services	3 03 00 00000																				
1. Processing and archiving of civil registry documents	3 03 01 00000																				
Central Office																					
MOOE		8,651	433	8,218	1,156	710	1,114	2,980	3,496	459	-	3,955	383	200	100	683	400	200	-	600	8,218
FinExp		-	-	-	-	-	-	-	-	-	-	-	-	-	-	-	-	-	-	-	-
CO		-	-	-	-	-	-	-	-	-	-	-	-	-	-	-	-	-	-	-	-
2. Issuance of civil registration certifications authentications of documents.	3 03 02 00000																				
Central Office																					
MOOE		18,629	931	17,698	2,812	3,818	3,069	9,699	910	738	351	1,999	2,000	2,000	500	4,500	1,000	500	-	1,500	17,698
FinExp		20	1	19	-	-	-	-	-	-	-	-	19	-	-	13	-	-	-	-	19
CO		-	-	-	-	-	-	-	-	-	-	-	-	-	-	-	-	-	-	-	-
3. Technical supervision over local civil registrars	3 03 03 00000																				
Central Office																					
MOOE		4,261	213	4,048	-	-	53	53	10	-	85	95	1,900	500	300	2,700	500	500	200	1,200	4,048
FinExp		-	-	-	-	-	-	-	-	-	-	-	-	-	-	-	-	-	-	-	-
CO		-	-	-	-	-	-	-	-	-	-	-	-	-	-	-	-	-	-	-	-

FY 2016 MONTHLY DISBURSEMENT PROGRAM (REVISED)
(In Thousand Pesos)

Department : National Economic and Development Authority
 Agency : Philippine Statistics Authority (PSA)
 Operating Unit : Central Office
 Organizational Code (UACS) : 24 008 01 00000

PARTICULARS	UACS CODE	TOTAL PROGRAM	TAX REM. ADVICE (TRA)	PROGRAM NET OF TRA	FULL YEAR REQUIREMENT																
					QUARTER 1				QUARTER 2				QUARTER 3				QUARTER 4				Full Year
					JAN	FEB	MAR	TOTAL	APR	MAY	JUN	TOTAL	JUL	AUG	SEPT	TOTAL	OCT	NOV	DEC	TOTAL	TOTAL
6	7	8	9=6+7+8	10	11	12	13=10+11+12	14	15	16	17=14+15+16	18	19	20	21=18+19+20	22=9+13+17+21					
TOTAL, MFO 3		31,561	1,578	29,983	3,968	4,528	4,236	12,732	4,416	1,197	436	6,049	4,302	2,700	900	7,902	1,900	1,200	200	3,300	29,983
MOOE		31,541	1,577	29,964	3,968	4,528	4,236	12,732	4,416	1,197	436	6,049	4,283	2,700	900	7,883	1,900	1,200	200	3,300	29,964
CO		20	1	19	-	-	-	-	-	-	-	-	19	-	-	19	-	-	-	-	19
SUB-TOTAL, OPERATIONS		124,952	6,248	118,704	7,477	21,578	7,632	36,687	6,655	2,481	3,111	12,247	18,680	13,846	9,045	41,571	11,610	10,225	6,364	28,199	118,704
MOOE		120,664	6,033	114,631	7,477	21,578	7,392	36,447	6,655	2,481	3,111	12,247	18,643	11,943	8,045	38,631	10,717	10,225	6,364	27,306	114,631
CO		4,288	215	4,073	-	-	240	240	-	-	-	-	37	1,903	1,000	2,940	893	-	-	893	4,073
TOTAL PROGRAM & ACTIVITIES		513,759	25,687	488,072	24,939	39,281	17,344	81,564	19,269	18,536	18,203	56,008	112,770	46,141	29,675	188,586	99,605	35,940	26,369	161,914	488,072
MOOE		373,832	18,691	355,141	24,939	37,076	16,161	78,176	18,746	18,536	18,203	55,485	46,200	38,543	28,645	113,388	45,813	35,915	26,364	108,092	355,141
FinEx		196	9	187	-	-	-	-	-	-	-	-	50	35	30	115	42	25	5	72	187
CO		139,731	6,987	132,744	-	2,205	1,183	3,388	523	-	-	523	66,520	7,563	1,000	75,083	53,750	-	-	53,750	132,744
B. PROJECTS - Locally Funded	4 00 00 00000																				
Economic Affairs	4 07 01 00000																				
b. 2015 Census of Population (CP)	4 07 01 00001																				
Central Office																					
MOOE		200,537	10,027	190,510	26,229	96,863	1,095	124,187	3,655	106	21,206	24,967	342	342	3,683	4,367	36,305	342	342	36,989	190,510
FinEx																					
CO		889	44	845		90	103	193	121					531	531						845
g. 2012 Census of Philippine Business and Industry (CPBI)	4 07 01 00002																				
Central Office																					
MOOE		18,846	942	17,904	-	-	-	-	-	-	-	-	2,000	2,000	2,684	6,684	5,000	4,000	2,220	11,220	17,904
FinEx																					
CO																					
i. 2013 Annual Survey of Philippine Business and Industry (2013 ASPBI)	4 07 01 00003																				
Central Office																					
MOOE		9,981	499	9,482	-	-	-	-	-	-	482	482	3,000	1,000	1,000	5,000	2,000	1,500	500	4,000	9,482
FinEx																					
CO																					

FY 2016 MONTHLY DISBURSEMENT PROGRAM (REVISED)
(In Thousand Pesos)


Department : National Economic and Development Authority
 Agency : Philippine Statistics Authority (PSA)
 Operating Unit : Central Office
 Organizational Code (UACS) : 24 008 01 00000


PARTICULARS	UACS CODE	TOTAL PROGRAM	TAX REM. ADVICE (TRA)	PROGRAM NET OF TRA	FULL YEAR REQUIREMENT																	
					QUARTER 1				QUARTER 2				QUARTER 3				QUARTER 4				Full Year	
					JAN	FEB	MAR	TOTAL	APR	MAY	JUN	TOTAL	JUL	AUG	SEPT	TOTAL	OCT	NOV	DEC	TOTAL	TOTAL	
1	2	3	4	5	6	7	8	9=6+7+8	10	11	12	13=10+11+12	14	15	16	17=14+15+16	18	19	20	21=18+19+20	22=9+13+17+21	
j. 2014 Annual Survey of Philippine Business and Industry (2014 ASPBI)	4 07 01 00003																					
Central Office																						
MOOE		99,021	4,951	94,070		168	380	1,692	2,240	13,198	14,665	697	28,560	15,425	7,500	7,500	30,425	15,420	8,000	9,425	32,845	94,070
FinEx			-	-					-				-				-				-	-
CO			-	-					-				-				-				-	-
d. 2014 Survey of Tourism Enterprises of the Philippines (STEP)	4 07 01 00004																					
Central Office																						
MOOE		17,220	861	16,359		-	-	-	-	-	-	467	467	3,000	3,000	2,500	8,500	2,592	2,400	2,400	7,392	16,359
FinEx			-	-					-				-				-				-	-
CO			-	-					-				-				-				-	-
l. Development of the Subnational Statistical System Towards Inclusive Growth	4 07 01 00005																					
Central Office																						
MOOE		10,276	514	9,762		572	776	698	2,046	709		845	1,554	4,675	159	729	5,563	124	95	380	599	9,762
FinEx		60	3	57					-				-	10	15	10	35	10	12		22	57
CO		2,121	106	2,015				100	100	-		1,386	1,386		529		529				-	2,015
Agriculture & Fisheries	4 07 02 00000																					
a. 2012 Census of Agriculture and Fisheries (CAF)	4 07 02 00001																					
Central Office																						
MOOE		30,079	1,504	28,575			2	4	6	130	3		133	677	3,862	6,648	11,187	8,866	7,905	478	17,249	28,575
FinEx			-	-					-				-				-				-	-
CO			-	-					-				-				-				-	-
General Public Service	4 10 01 00000																					
f. Unified Multi-Purpose ID (UMID) System-Central Verification and Enrolment Agency Component (UMID-CVEA)	4 10 01 00001																					
Central Office																						
MOOE		5,904	295	5,609		-	-	-	-	-	-	800	800	800	800	800	2,400	800	809	800	2,409	5,609
FinEx			-	-					-				-				-				-	-
CO		408	20	388		-	-	-	-	-	-		-	388		388					-	388
Environmental and Natural Resources	4 13 02																					
n. Establishment of Philippine Economic-Environmental and Natural Resources Accounts (PEENRA) unit towards the compilation of Green GDP of the Phils.	4 13 02																					
Central Office																						
MOOE		3,099	155	2,944		393	37	-	430	500	18		518	400	400	300	1,100	396	300	200	896	2,944
FinEx			-	-					-				-				-				-	-
CO			-	-					-				-				-				-	-
Information and Communication Technology	4 13 06 00000																					
c. Annual Survey of Information and Communication Technology (SICT)	4 13 06 00001																					
Central Office																						
MOOE		8,603	430	8,173		-	218	44	262	2,395	2,809	500	5,704	282	325	250	857	1,000	170	180	1,350	8,173

FY 2016 MONTHLY DISBURSEMENT PROGRAM (REVISED)
(In Thousand Pesos)

Department : National Economic and Development Authority
 Agency : Philippine Statistics Authority (PSA)
 Operating Unit : Central Office
 Organizational Code (UACS) : 24 008 01 00000

PARTICULARS	UACS CODE	TOTAL PROGRAM	TAX REM. ADVICE (TRA)	PROGRAM NET OF TRA	FULL YEAR REQUIREMENT																	
					QUARTER 1				QUARTER 2				QUARTER 3				QUARTER 4				Full Year	
					JAN	FEB	MAR	TOTAL	APR	MAY	JUN	TOTAL	JUL	AUG	SEPT	TOTAL	OCT	NOV	DEC	TOTAL	TOTAL	
6	7	8	9=6+7+8	10	11	12	13=10+11+12	14	15	16	17=14+15+16	18	19	20	21=18+19+20	22=9+13+17+21						
FinEx			-	-				-				-				-				-		
CO			-	-			-				-				-					-		
Poverty Reduction	4 14 08 00000																					
e. Family Income and Expenditures Survey (2015 FIES)	4 14 08 00001																					
Central Office																						
MOOE		108,775	5,439	103,336	48,839	2,155	5,974	56,968	19,778	68	5,000	24,846	5,000	5,000	3,000	13,000	4,522	2,000	2,000	8,522	103,336	
FinEx			-	-				-				-				-				-		
CO			-	-				-				-				-				-		
h. 2013 Functional Literacy, Education and Mass Media Survey (FLEMMS)	4 14 08 00002																					
Central Office																						
MOOE		32	2	30	-	-	-	-	-	-	-	-	-	-	-	-	30	-	-	-	30	
FinEx			-	-				-				-				-				-		
CO			-	-				-				-				-				-		
k. 2014 Annual Poverty Indicator Survey (APIS)	4 14 08 00003																					
Central Office																						
MOOE		5,116	256	4,860	-	1	-	1	-	-	160	160	1,500	800	800	3,100	800	799	-	1,599	4,860	
FinEx			-	-				-				-				-				-		
CO			-	-				-				-				-				-		
m. Conduct of Regional Statistical Capacity Building and Dissemination/Advocay Forum on the 2012 Small Area Estimates of Poverty	4 14 08 00004																					
Central Office																						
MOOE		960	48	912	-	-	365	365	6	-	-	6	150	150	100	400	141	-	-	141	912	
FinEx			-	-				-				-				-				-		
CO			-	-				-				-				-				-		
Total Projects-Locally Funded		521,927	26,096	495,831	76,201	100,522	10,075	186,798	40,492	17,669	31,543	89,704	37,261	26,801	30,004	94,066	78,006	28,332	18,925	125,263	495,831	
MOOE		518,449	25,923	492,526	76,201	100,432	9,872	186,505	40,371	17,669	30,157	88,197	37,251	25,338	29,994	92,583	77,996	28,320	18,925	125,241	492,526	
FinEx		60	3	57	-	-	-	-	-	-	-	-	10	15	10	35	10	12	-	22	57	
CO		3,418	170	3,248	-	90	203	293	121	-	1,386	1,507	-	1,448	-	1,448	-	-	-	-	3,248	
TOTAL PROGRAM, FY BUDGET																						
TOTAL NCA PROGRAM		4,763,629	225,595	4,538,034	222,400	260,610	166,864	649,874	198,832	221,359	228,435	648,626	511,958	659,180	362,721	1,533,859	515,643	812,117	377,914	1,705,675	4,538,034	
PS		1,152,550	60,632	1,091,918	60,053	58,698	55,286	174,037	62,839	87,100	77,222	227,161	101,022	105,845	111,450	318,317	99,744	160,770	111,888	372,403	1,091,918	
MOOE		2,967,086	132,766	2,834,320	162,347	199,617	110,192	472,156	135,349	134,259	149,827	419,435	344,356	344,213	250,163	938,732	362,097	375,879	266,021	1,003,997	2,834,320	
FinEx		454	20	434	-	-	-	-	-	-	-	60	111	108	279	52	98	5	155	434	434	
CO		643,539	32,177	611,362	-	2,295	1,386	3,681	644	-	1,386	2,030	66,520	209,011	1,000	276,531	53,750	275,370	-	329,120	611,362	

PREPARED BY:

 YENITA D. MONTEMAR
 Chief, budget Division

APPROVED BY:
 FOR THE NATIONAL STATISTICIAN:

 JOSE B. PEREZ
 Deputy National Statistician
 (Officer-in-Charge)