

In following-up, pls. cite DMS ref #
2016-BA-0111801

REPUBLIC OF THE PHILIPPINES
DEPARTMENT OF BUDGET AND MANAGEMENT

General Solano St, San Miguel, Manila

ACKNOWLEDGEMENT RECEIPT

The **DEPARTMENT OF BUDGET AND MANAGEMENT** hereby acknowledges the receipt of your letter/request which has been uploaded to the DBM-Document Management System and routed to the appropriate office/s with the following information:

Sender: PSA - PERSONAL DELIVERY

Document Title: PSA-FY 2017 FINANCIAL PLAN (BED NO. 1)

Document Reference No: 2016-BA-0111801

Date and Time Uploaded: Wednesday, December 21, 2016 3:09:18 PM

Uploaded By: RECEIVING Ryan

Routed To: BMB-A Elsa Abundo

CC:

Total no of pages received: 1 copy and 22 pages

The determination of the completeness of the documentary requirements submitted, if any, is subject to the evaluation of the technical person in charge.

This receipt is system generated and does not require signature.

Received by:



FY 2017 FINANCIAL PLAN
(In Thousand Pesos)

Department: National Economic and Development Authority (NEDA)
Agency: Philippine Statistics Authority
Operating Unit: Central Office
Organization Code (UACS): 240080100000

Particulars	UACS CODE	Current Year's Obligation			Budget Year Obligation Program										
		Actual	Estimate	Total	Total	COMPREHENSIVE RELEASE					FOR LATER RELEASE(Negative List)				
		Jan.1-Sept.30	Oct.1-Dec.31	5= 3+4		6= 11+16	Q1	Q2	Q3	Q4	Sub Total	7+8+9+10	Q1	Q2	Q3
1	2	3	4	5	6	7	8	9	10	11	12	13	14	15	16
Part A		603,266	1,225,513	1,828,799	2,771,589	510,746	738,079	654,212	862,243	2,765,280	713	4,037	844	715	16=
Specific Budgets of National Government Agencies															6,309
General Administration and Support	101101	580,918	1,216,278	1,797,196	2,201,808	368,581	595,413	511,843	719,462	2,195,299	713	4,037	844	715	6,309
General management and supervision	1000000000	117,974	714,606	832,580	530,150	56,143	59,462	56,227	352,009	523,841	713	4,037	844	715	6,309
PS	103001000100000	117,891	714,606	832,497	523,841	56,143	59,462	56,227	352,009	523,841					
MOOE		75,716	30,706	106,422	53,850	11,640	15,028	11,655	15,527	53,850					
FinEx		42,033	222,895	264,928	177,969	44,497	44,428	44,586	44,478	177,969					
CO					22	6	6	6	4	22					
Administration of Personnel Benefits	103001000200000	142	461,005	461,147	292,000					292,000					
PS		83		83	6,309						713	4,037	844	715	6,309
Support to Operations	2000000000	83		83	6,309						713	4,037	844	715	6,309
Provision of management and corporate planning and legal services	103002000100000	118,123	207,788	325,911	165,656	55,117	42,993	33,187	34,359	165,656					
PS		2,083		2,083	19,599	4,428	5,373	4,421	5,377	19,599					
MOOE					6,701	1,427	1,896	1,429	1,949	6,701					
FinEx		2,083		2,083	12,770	2,969	3,445	2,960	3,396	12,770					
CO					128	32	32	32	32	128					
Coordination and formulation of policies on international cooperation in statistics and civil registration	103002000200000	351	441	792	5,495	1,343	1,479	1,213	1,460	5,495					
PS					3,414	722	962	734	996	3,414					
MOOE		351	441	792	2,081	621	517	479	484	2,081					
Development and maintenance of information systems and databases	103002000300000	115,358	207,266	322,624	133,406	48,485	34,172	25,095	25,654	133,406					
PS		104,070	168,231	272,301	25,654	5,396	7,297	5,400	7,561	25,654					
MOOE		11,288	39,035	50,323	75,140	19,353	20,090	18,086	17,611	75,140					
FinEx															
CO					32,612	23,736	6,785	1,609	482	32,612					
Coordination in the development of statistical methodologies and survey designs	103002000400000	331	81	412	7,156	861	1,969	2,458	1,868	7,156					
PS					2,822	599	794	606	823	2,822					
MOOE		331	81	412	4,334	262	1,175	1,852	1,045	4,334					
Operations	3000000000	275,103	105,365	380,468	555,112	122,953	165,722	123,466	142,971	555,112					
MFO 1: STATISTICAL INFORMATION AND SERVICES	3010000000	145,581	52,684	198,265	221,832	43,229	65,466	48,071	65,066	221,832					
Conduct of censuses and surveys on the agriculture, fisheries, industry and services sectors	103003010100000	92,708	34,107	126,815	180,398	38,645	49,589	43,467	48,697	180,398					
PS		49,194		49,194	73,495	15,482	20,887	15,473	21,673	73,495					
MOOE		43,514	34,107	77,621	106,855	23,183	28,678	27,994	27,000	106,855					
FinEx					48	24	24	24	48	48					
Conduct of household-based surveys	103003010200000	52,363	18,572	70,935	39,227	4,042	15,327	4,047	15,811	39,227					
PS		36,902	11,921	48,823	19,190	4,042	5,451	4,047	5,650	19,190					
MOOE		15,461	6,651	22,112	20,037		9,876		10,161	20,037					
Generation/Compilation of administrative-based statistics	103003010300000	510	5	515	2,207	542	550	557	558	2,207					
MOOE		510	5	515	2,207	542	550	557	558	2,207					
MFO 2: STATISTICAL POLICY AND COORDINATION SERVICES	3020000000	36,258	20,904	57,162	142,780	32,255	48,566	30,867	31,092	142,780					
Statistical planning, programming, budgeting, monitoring and evaluation	103003020100000	15,499	10,557	26,056	30,585	6,493	9,297	6,999	7,796	30,585					
PS		5,269	9,796	15,065	4,372	936	1,235	936	1,265	4,372					
MOOE		10,230	761	10,991	26,213	5,557	8,062	6,063	6,531	26,213					
Development and improvement of statistical frameworks and standards	103003020200000	19,156	3,182	22,338	100,079	22,966	35,867	21,473	19,773	100,079					
PS		12,069	3,182	15,251	23,101	4,893	6,555	4,903	6,750	23,101					
MOOE		7,087		7,087	76,978	18,073	29,312	16,570	13,023	76,978					

FY 2017 FINANCIAL PLAN
(In Thousand Pesos)

Department: National Economic and Development Authority (NEDA)
Agency: Philippine Statistics Authority
Operating Unit: Central Office
Organization Code (UACS): 240080100000

Particulars	UACS CODE	Current Year's Obligation				Budget Year Obligation Program									
		Actual	Estimate	Total	Total	COMPREHENSIVE RELEASE					FOR LATER RELEASE(Negative List)				
		Jan.1-Sept.30	Oct.1-Dec.31	5= 3+4	6= 11+16	Q1	Q2	Q3	Q4	11= 7+8+9+10	Q1	Q2	Q3	Q4	16= 12+13+14+15
Coordination of statistical activities at the national and local levels	103003020300000	1,603	7,165	8,768	12,116	2,795	3,402	2,395	3,523	12,116					
PS		1,488	3,800	5,288	9,530	2,008	2,709	2,010	2,803	9,530					
MOOE		115	3,365	3,480	2,566	788	693	385	720	2,586					
FinEx															
MFO 3: CIVIL REGISTRATION SERVICES	3030000000	93,264	31,777	125,041	190,500	47,469	51,690	44,528	46,813	190,500					
Processing and archiving of civil registry documents	103003030100000	39,389	13,029	52,418	74,305	18,777	21,424	16,471	17,633	74,305					
PS		4,780	3,078	7,858	19,390	4,044	5,515	4,045	5,786	19,390					
MOOE		34,609	9,951	44,560	54,915	14,733	15,909	12,426	11,847	54,915					
Issuance of civil registration certification/Authentications of documents	103003030200000	53,831	13,859	67,690	112,890	27,709	28,977	27,493	28,711	112,890					
PS		13,445	8,051	21,496	14,046	2,910	3,991	2,916	4,229	14,046					
MOOE		40,386	5,808	46,194	98,844	24,799	24,986	24,577	24,482	98,844					
Technical supervision over local civil registrars	103003030300000	44	4,889	4,933	3,305	983	1,289	564	469	3,305					
MOOE		44	4,889	4,933	3,305	983	1,289	564	469	3,305					
Locally-Funded Project(s)	4000000000	69,718	188,519	258,237	950,690	134,368	327,236	298,963	190,123	950,690					
Economic Development	4070000000	63,409	126,992	190,401	755,666	105,712	290,465	228,716	130,773	755,666					
Economic Affairs	4070100000	63,409	126,992	190,401	755,666	105,712	290,465	228,716	130,773	755,666					
2012 Census of Agriculture and Fisheries (CAF)	103004070100001														
MOOE															
2015 Census of Population (CP)	103004070100002														
MOOE															
2013 Annual Survey of Philippine Business and Industry (ASPBI)	103004070100005														
MOOE															
Development of the Subnational Statistical System Towards Inclusive Growth	103004070100006					5,083	1,211	1,017	1,106	1,749	5,083				
MOOE						5,083	1,211	1,017	1,106	1,749	5,083				
2016 Annual Poverty Indicators Survey (APIS)	292004070100008														
MOOE															
Census of Agriculture and Fisheries	103004070100017	500	8,616	9,116	25,922	10,303	6,205	5,548	3,866	25,922					
MOOE		500	8,616	9,116	25,922	10,303	6,205	5,548	3,866	25,922					
Census of Population	103004070100018	2,750	48,889	51,639	37,703	3,238	3,618	6,477	24,370	37,703					
MOOE		2,750	48,889	51,639	37,703	3,238	3,618	6,477	24,370	37,703					
Census of Philippine Business and Industry	103004070100019					12,184	834	948	5,879	4,523	12,184				
MOOE						12,184	834	948	5,879	4,523	12,184				
Annual Survey of Philippine Business and Industry	103004070100020	2,992	24,200	27,192	160,927	26,550	100,028	26,379	7,970	160,927					
MOOE		2,992	24,200	27,192	160,927	26,550	100,028	26,379	7,970	160,927					
Annual Poverty Indicators Survey	103004070100021	57,167	45,287	102,454	174,665	12,169	108,364	30,426	25,708	174,665					
MOOE		57,167	45,287	102,454	174,665	12,169	108,364	30,426	25,708	174,665					
Generation of Small Area Poverty Estimates	103004070100022					5,414	134	986	1,666	2,628	5,414				
PS						429	143	143	143	429					
MOOE						4,985	134	843	1,523	2,485	4,985				
National Migration Survey	106004070100023					76,638	1,916	16,986	33,913	23,823	76,638				
MOOE						76,638	1,916	16,986	33,913	23,823	76,638				
Establishment of Updated List Frame Sampling Method for the Improvement of Agricultural Statistics Surveys	103004070100024					253,750	49,299	54,255	115,468	34,728	253,750				
MOOE						253,750	49,299	54,255	115,468	34,728	253,750				
Hosting of the 2017 International Conference on the Sustainable Development Goals	103004070100025					3,380	58	58	1,854	1,410	3,380				
MOOE						3,380	58	58	1,854	1,410	3,380				

FY 2017 FINANCIAL PLAN
(In Thousand Pesos)

Department: National Economic and Development Authority (NEDA)
Agency: Philippine Statistics Authority
Operating Unit: Central Office
Organization Code (UACS): 240080100000

Particulars	UACS CODE	Current Year's Obligation				Budget Year Obligation Program										
		Actual	Estimate	Total	Total	COMPREHENSIVE RELEASE					FOR LATER RELEASE(Negative List)					
		Jan.1-Sept.30	Oct.1-Dec.31	5= 3+4	6= 11+16	Q1	Q2	Q3	Q4	Sub Total	11= 7+8+9+10	Q1	Q2	Q3	Q4	Sub Total
1	2	3	4	5	6	7	8	9	10	11	12	13	14	15	16= 12+13+ 14+15	
Governance	4100000000	3,896	23,979	27,875	90,000	14,875	16,135	16,140	42,850	90,000						
General Public Services	4100100000	3,896	23,979	27,875	90,000	14,875	16,135	16,140	42,850	90,000						
Unified Multi-Purpose ID (UMID) System-Central Verification and Enrolment Agency Component (UMID-CVEA)	103004100100001		23,979	23,979	90,000	14,875	16,135	16,140	42,850	90,000						
MOOE			23,979	23,979	90,000	14,875	16,135	16,140	42,850	90,000						
13th National Convention on Statistics	109004100100002	3,896		3,896												
MOOE		3,896		3,896												
Research and Development	4130000000	1,162	35,710	36,872	16,869	4,124	4,798	2,619	5,328	16,869						
Environment and Natural Resources	4130200000	679	1,210	1,889	6,149	1,162	1,982	1,856	1,149	6,149						
Establishment of Philippine Economic - Environmental and Natural Resources Accounts (PEENRA) unit towards the compilation of Green GDP of the Philippines	103004130200001	679	1,210	1,889	6,149	1,162	1,982	1,856	1,149	6,149						
PS					195	50	50	50	45	195						
MOOE		679	1,210	1,889	5,954	1,112	1,932	1,806	1,104	5,954						
Information and Communication Technology	4130600000	483	34,500	34,983	10,720	2,962	2,816	763	4,179	10,720						
2013 Annual Survey of Information and Communication Technology (SICT)	103004130600001															
MOOE																
Annual Survey of Information and Communication Technology	103004130600002	483	34,500	34,983	10,720	2,962	2,816	763	4,179	10,720						
MOOE		483	34,500	34,983	10,720	2,962	2,816	763	4,179	10,720						
Social Protection	4140000000	1,251	1,838	3,089	88,155	9,657	15,838	51,488	11,172	88,155						
Poverty Reduction	4140800000	1,251	1,838	3,089	88,155	9,657	15,838	51,488	11,172	88,155						
Family Income and Expenditures Survey (2015 FIES)	103004140800001															
MOOE																
Family Income and Expenditures Survey	103004140800005	1,251	1,838	3,089	12,855	3,124	3,375	3,340	3,016	12,855						
MOOE		1,251	1,838	3,089	12,855	3,124	3,375	3,340	3,016	12,855						
National Demographic Health Survey	103004140800006				75,300	6,533	12,463	48,148	8,166	75,300						
MOOE					75,300	6,533	12,463	48,148	8,166	75,300						
Retirement and Life Insurance Premiums	104102	22,368	9,235	31,603	22,446	5,601	5,602	5,604	5,639	22,446						
General Administration and Support	1000000000	3,449	1,531	4,980	4,171	1,041	1,042	1,044	1,044	4,171						
General management and supervision	103001000100000	3,449	1,531	4,980	4,171	1,041	1,042	1,044	1,044	4,171						
PS		3,449	1,531	4,980	4,171	1,041	1,042	1,044	1,044	4,171						
Support to Operations	2000000000	9,616	4,825	14,441	3,513	873	873	873	894	3,513						
Provision of management and corporate planning and legal services	103002000100000				600	150	150	150	150	600						
PS					600	150	150	150	150	600						
Coordination and formulation of policies on international cooperation in statistics and civil registration	103002000200000				306	75	75	75	81	306						
PS					306	75	75	75	81	306						
Development and maintenance of information systems and databases	103002000300000	9,616	4,825	14,441	2,357	588	588	588	593	2,357						
PS		9,616	4,825	14,441	2,357	588	588	588	593	2,357						
Coordination in the development of statistical methodologies and survey designs	103002000400000				250	60	60	60	70	250						
PS					250	60	60	60	70	250						
Operations	3000000000	9,303	2,879	12,182	14,762	3,687	3,687	3,687	3,701	14,762						
MFO 1: STATISTICAL INFORMATION AND SERVICES	3010000000	4,484	1,077	5,561	8,435	2,106	2,106	2,106	2,117	8,435						
Conduct of censuses and surveys on the agriculture, fisheries, industry and services sectors	103003010100000	2,530	527	3,057	6,691	1,671	1,671	1,671	1,678	6,691						
PS		2,530	527	3,057	6,691	1,671	1,671	1,671	1,678	6,691						

FY 2017 FINANCIAL PLAN
(In Thousand Pesos)



Department: National Economic and Development Authority (NEDA)
Agency: Philippine Statistics Authority
Operating Unit: Central Office
Organization Code (UACS): 240080100000


Particulars	UACS CODE	Current Year's Obligation				Budget Year Obligation Program										
		Actual	Estimate	Total	Total	COMPREHENSIVE RELEASE					FOR LATER RELEASE(Negative List)					
		Jan.1-Sept.30	Oct.1-Dec.31			Q1	Q2	Q3	Q4	Sub Total	Q1	Q2	Q3	Q4	Sub Total	
1	2	3	4	5= 3+4	6= 11+16	7	8	9	10	11= 7+8+9+10	12	13	14	15	16= 12+13+ 14+15	
Conduct of household-based surveys	103003010200000	1,954	550	2,504	1,744	435	435	435	439	1,744						
PS		1,954	550	2,504	1,744	435	435	435	439	1,744						
MFO 2: STATISTICAL POLICY AND COORDINATION SERVICES	3020000000	1,778	782	2,560	3,366	841	841	841	843	3,366						
Statistical planning, programming, budgeting, monitoring and evaluation	103003020100000	948	300	1,248	387	96	96	96	99	387						
PS		948	300	1,248	387	96	96	96	99	387						
Development and improvement of statistical frameworks and standards	103003020200000	672	482	1,154	2,112	528	528	528	528	2,112						
PS		672	482	1,154	2,112	528	528	528	528	2,112						
Coordination of statistical activities at the national and local levels	103003020300000	158		158	867	217	217	217	216	867						
PS		158		158	867	217	217	217	216	867						
MFO 3: CIVIL REGISTRATION SERVICES	3030000000	3,041	1,020	4,061	2,981	740	740	740	741	2,981						
Processing and archiving of civil registry documents	103003030100000	1,410	692	2,102	1,738	434	434	434	436	1,738						
PS		1,410	692	2,102	1,738	434	434	434	436	1,738						
Issuance of civil registration certification/Authentications of documents	103003030200000	1,631	328	1,959	1,223	306	306	306	305	1,223						
PS		1,631	328	1,959	1,223	306	306	306	305	1,223						
II. Continuing Appropriation																
CY 2016 Unobligated Allotment						547,535	136,564	137,064	136,765	137,142	547,535					
Specific Budgets of National Government Agencies	101101					547,535	136,564	137,064	136,765	137,142	547,535					
Development and maintenance of information systems and databases	103002000300000					25,724	6,431	6,431	6,432	6,430	25,724					
MOOE						25,724	6,431	6,431	6,432	6,430	25,724					
General Management and Support	103001000100000					137,184	33,963	34,475	34,175	34,571	137,184					
MOOE						137,184	33,963	34,475	34,175	34,571	137,184					
CO						97,941	24,473	24,485	24,484	24,499	97,941					
Annual Survey of Information and Communication Technology	103004130600002					39,243	9,490	9,990	9,691	10,072	39,243					
MOOE						39,243	9,490	9,990	9,691	10,072	39,243					
Conduct of household-based surveys	103003010200000					26,940	6,735	6,735	6,735	6,735	26,940					
MOOE						26,940	6,735	6,735	6,735	6,735	26,940					
Generation/Compilation of Administrative-based Statistics	103003010300000					43,205	10,801	10,800	10,801	10,803	43,205					
MOOE						43,205	10,801	10,800	10,801	10,803	43,205					
Coordination of statistical activities at the national and local levels	103003020300000					2,980	740	741	740	739	2,980					
MOOE						2,980	740	741	740	739	2,980					
Conduct of censuses and surveys on the agriculture, fisheries, industry and services sectors	103003010100000					1,244	312	312	312	308	1,244					
MOOE						1,244	312	312	312	308	1,244					
Issuance of civil registration certification/Authentications of documents	103003030200000					23,235	5,809	5,810	5,811	5,805	23,235					
MOOE						23,235	5,809	5,810	5,811	5,805	23,235					
National Convention on Statistics (NCS)	109004100100002					9	9			9						
MOOE						9	9			9						
Census of Agriculture and Fisheries	103004070100017					4	4			4						
MOOE						4	4			4						
Family Income and Expenditure Survey	103004140800005					21,179	5,295	5,295	5,295	5,294	21,179					
MOOE						21,179	5,295	5,295	5,295	5,294	21,179					
Annual Poverty Indicators Survey	103004070100021					46,137	11,535	11,535	11,535	11,532	46,137					
MOOE						46,137	11,535	11,535	11,535	11,532	46,137					
Census of Population	103004070100018					79,400	19,850	19,850	19,850	19,850	79,400					
MOOE						79,400	19,850	19,850	19,850	19,850	79,400					
						63,299	15,825	15,825	15,825	15,824	63,299					
						63,299	15,825	15,825	15,825	15,824	63,299					



FY 2017 FINANCIAL PLAN
(In Thousand Pesos)

Department: National Economic and Development Authority (NEDA)
Agency: Philippine Statistics Authority
Operating Unit: Central Office
Organization Code (UACS): 240080100000

Particulars	UACS CODE	Current Year's Obligation			Budget Year Obligation Program											
		Actual	Estimate	Total	Total	COMPREHENSIVE RELEASE					FOR LATER RELEASE(Negative List)					
		Jan.1-Sept.30	Oct.1-Dec.31			Q1	Q2	Q3	Q4	Sub Total	Q1	Q2	Q3	Q4	Sub Total	
1	2	3	4	5= 3+4	6= 11+16	7	8	9	10	11= 7+8+9+10	12	13	14	15	16= 12+13+ 14+15	
Coordination in the development of statistical methodologies and survey designs MOOE	103002000400000				2,710	678	678	678	676	2,710						
Coordination and formulation of policies on international cooperation in statistics and civil registration MOOE	103002000200000				1,026	256	256	256	258	1,026						
Establishment of PEENRA unit towards the compilation of Green GDP of the Philippines MOOE	103004130200001				5,260	1,316	1,316	1,315	1,313	5,260						
Annual Survey of Philippine Business and Industry MOOE	103004070100020				68,019	17,005	17,005	17,005	17,004	68,019						
Recapitulation by MFO:		284,406	108,244	392,650	569,874	126,640	169,409	127,153	146,672	569,874						
MFO 1: STATISTICAL INFORMATION AND SERVICES	3010000000	150,065	53,781	203,826	230,267	45,335	67,572	50,177	67,183	230,267						
MFO 2: STATISTICAL POLICY AND COORDINATION SERVICES	3020000000	38,036	21,686	59,722	146,146	33,096	49,407	31,708	31,935	146,146						
MFO 3: CIVIL REGISTRATION SERVICES	3030000000	96,305	32,797	129,102	193,461	48,209	52,430	45,268	47,554	193,461						

Prepared By:

MONTEJAR, NENTA D.
Financial Services Head / Budget Officer
Date: 


In coordination with:

IMPERIAL, REYNOR R.
Planning Services Head / Planning Officer
Date:


For the National Statistician:

RECIDE, ROMEO S.
Deputy National Statistician
Officer-in-Charge
Date: 


FY 2017 FINANCIAL PLAN
(In Thousand Pesos)

Department: National Economic and Development Authority (NEDA)
Agency: Philippine Statistics Authority
Operating Unit: Regional Statistical Services Office - NCR
Organization Code (UACS): 240080300013

Particulars	UACS CODE	Current Year's Obligation			Budget Year Obligation Program										
		Actual	Estimate	Total	COMPREHENSIVE RELEASE					FOR LATER RELEASE(Negative List)					
		Jan.1-Sept.30	Oct.1-Dec.31	5= 3+4	6= 11+16	7	8	9	10	11= 7+8+9+10	12	13	14	15	16= 12+13+ 14+15
1	2	3	4	5	6	7	8	9	10	11	12	13	14	15	16
Part A		50,679	21,968	72,647	98,785	22,418	26,736	22,354	27,277	98,785					
Specific Budgets of National Government Agencies	101101	48,009	21,069	69,078	93,699	21,149	25,467	21,083	26,000	93,699					
General Administration and Support	1000000000	21,890	8,207	30,097	68,078	15,084	18,706	15,029	19,259	68,078					
General management and supervision	103001000100000	21,890	8,207	30,097	68,078	15,084	18,706	15,029	19,259	68,078					
PS		8,726	4,513	13,239	48,385	10,122	13,756	10,122	14,385	48,385					
MOOE		13,164	3,694	16,858	19,693	4,962	4,950	4,907	4,874	19,693					
Operations	3000000000	26,119	12,862	38,981	25,621	6,065	6,761	6,054	6,741	25,621					
MFO 1: STATISTICAL INFORMATION AND SERVICES	3010000000	22,537	10,536	33,073	19,579	4,756	5,048	4,748	5,027	19,579					
Conduct of censuses and surveys on the agriculture, fisheries, industry and services sectors	103003010100000	10,366	1,410	11,776	14,288	3,576	3,574	3,573	3,565	14,288					
MOOE		10,366	1,410	11,776	14,288	3,576	3,574	3,573	3,565	14,288					
Conduct of household-based surveys	103003010200000	12,171	9,126	21,297	5,291	1,180	1,474	1,175	1,462	5,291					
PS		10,711	9,126	19,837	3,373	708	961	708	996	3,373					
MOOE		1,460		1,460	1,918	472	513	467	466	1,918					
MFO 3: CIVIL REGISTRATION SERVICES	3030000000	3,582	2,326	5,908	6,042	1,309	1,713	1,306	1,714	6,042					
Processing and archiving of civil registry documents	103003030100000	3,582	2,326	5,908	6,042	1,309	1,713	1,306	1,714	6,042					
PS		2,305	2,290	4,595	4,919	1,037	1,397	1,037	1,448	4,919					
MOOE		1,277	36	1,313	1,123	272	316	269	266	1,123					
Retirement and Life Insurance Premiums	104102	2,670	899	3,569	5,086	1,269	1,269	1,271	1,277	5,086					
General Administration and Support	1000000000	814	262	1,076	4,325	1,080	1,080	1,082	1,083	4,325					
General management and supervision	103001000100000	814	262	1,076	4,325	1,080	1,080	1,082	1,083	4,325					
PS		814	262	1,076	4,325	1,080	1,080	1,082	1,083	4,325					
Operations	3000000000	1,856	637	2,493	761	189	189	189	194	761					
MFO 1: STATISTICAL INFORMATION AND SERVICES	3010000000	1,625	545	2,170	314	78	78	78	80	314					
Conduct of household-based surveys	103003010200000	1,625	545	2,170	314	78	78	78	80	314					
PS		1,625	545	2,170	314	78	78	78	80	314					
MFO 3: CIVIL REGISTRATION SERVICES	3030000000	231	92	323	447	111	111	111	114	447					
Processing and archiving of civil registry documents	103003030100000	231	92	323	447	111	111	111	114	447					
PS		231	92	323	447	111	111	111	114	447					
Recapitulation by MFO:		27,975	13,499	41,474	26,382	6,254	6,950	6,243	6,935	26,382					
MFO 1: STATISTICAL INFORMATION AND SERVICES	3010000000	24,162	11,081	35,243	19,893	4,834	5,126	4,826	5,107	19,893					
MFO 3: CIVIL REGISTRATION SERVICES	3030000000	3,813	2,418	6,231	6,489	1,420	1,824	1,417	1,828	6,489					

Prepared By:

MONTEJAR, NENITA D.
Financial Services Head / Budget Officer
Date:


In coordination with:

IMPERIAL, REYNOR R.
Planning Services Head / Planning Officer
Date:

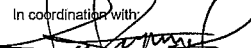
For the National Statistician:

RECIDE, ROMEO S.
Deputy National Statistician
Officer-in-Charge
Date:

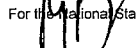
FY 2017 FINANCIAL PLAN
(In Thousand Pesos)

Department: National Economic and Development Authority (NEDA)
Agency: Philippine Statistics Authority
Operating Unit: Regional Statistical Services Office - I
Organization Code (UACS): 24008030001

Particulars	UACS CODE	Current Year's Obligation				Budget Year Obligation Program									
		Actual	Estimate	Total	Total	COMPREHENSIVE RELEASE					FOR LATER RELEASE(Negative List)				
		Jan.1-Sept.30	Oct.1-Dec.31	5= 3+4	6= 11+16	Q1	Q2	Q3	Q4	Sub Total	11= 7+8+9+10	Q1	Q2	Q3	Q4
1	2	3	4	5=	6=	7	8	9	10	11=	12	13	14	15	16=
				3+4	11+16					7+8+9+10					12+13+14+15
Part A		35,605	15,007	50,612	67,509	15,498	18,209	15,394	18,408	67,509					
Specific Budgets of National Government Agencies	101101	33,845	14,448	48,293	64,321	14,703	17,414	14,596	17,608	64,321					
General Administration and Support	1000000000	16,096	6,433	22,529	20,809	5,178	5,251	5,162	5,218	20,809					
General management and supervision	103001000100000	16,096	6,433	22,529	20,809	5,178	5,251	5,162	5,218	20,809					
PS		4,600	2,810	7,410	1,333	290	374	290	379	1,333					
MOOE		11,496	3,623	15,119	19,476	4,888	4,877	4,872	4,839	19,476					
Operations	3000000000	17,749	8,015	25,764	43,512	9,525	12,163	9,434	12,390	43,512					
MFO 1: STATISTICAL INFORMATION AND SERVICES	3010000000	16,301	7,608	23,909	38,363	8,380	10,657	8,337	10,989	38,363					
Conduct of censuses and surveys on the agriculture, fisheries, industry and services sectors	103003010100000	5,292	923	6,215	31,162	6,774	8,658	6,769	8,963	31,162					
PS					25,205	5,282	7,166	5,282	7,475	25,205					
MOOE		5,292	923	6,215	5,957	1,492	1,490	1,487	1,488	5,957					
Conduct of household-based surveys	103003010200000	11,009	6,685	17,694	7,201	1,606	2,001	1,568	2,026	7,201					
PS		10,306	6,685	16,991	5,323	1,115	1,516	1,115	1,577	5,323					
MOOE		703	703	1,878	491	485	453	449	1,878						
MFO 2: STATISTICAL POLICY AND COORDINATION SERVICES	3020000000	400	149	549	558	149	200	105	104	558					
Coordination of statistical activities at the national and local levels	103003020300000	400	149	549	558	149	200	105	104	558					
MOOE		400	149	549	558	149	200	105	104	558					
MFO 3: CIVIL REGISTRATION SERVICES	3030000000	1,048	258	1,306	4,591	996	1,306	992	1,297	4,591					
Processing and archiving of civil registry documents	103003030100000	1,048	258	1,306	4,591	996	1,306	992	1,297	4,591					
PS		348	71	419	3,479	727	991	727	1,034	3,479					
MOOE		700	187	887	1,112	269	315	265	263	1,112					
Retirement and Life Insurance Premiums	104102	1,760	559	2,319	3,188	795	795	798	800	3,188					
General Administration and Support	1000000000	429	161	590	114	27	27	30	30	114					
General management and supervision	103001000100000	429	161	590	114	27	27	30	30	114					
PS		429	161	590	114	27	27	30	30	114					
Operations	3000000000	1,331	398	1,729	3,074	768	768	768	770	3,074					
MFO 1: STATISTICAL INFORMATION AND SERVICES	3010000000	1,295	393	1,688	2,758	690	690	690	688	2,758					
Conduct of censuses and surveys on the agriculture, fisheries, industry and services sectors	103003010100000				2,267	567	567	567	566	2,267					
PS					2,267	567	567	567	566	2,267					
Conduct of household-based surveys	103003010200000	1,295	393	1,688	491	123	123	123	122	491					
PS		1,295	393	1,688	491	123	123	123	122	491					
MFO 3: CIVIL REGISTRATION SERVICES	3030000000	36	5	41	316	78	78	78	82	316					
Processing and archiving of civil registry documents	103003030100000	36	5	41	316	78	78	78	82	316					
PS		36	5	41	316	78	78	78	82	316					
Recapitulation by MFO:		19,080	8,413	27,493	46,586	10,293	12,931	10,202	13,160	46,586					
MFO 1: STATISTICAL INFORMATION AND SERVICES	3010000000	17,596	8,001	25,597	41,121	9,070	11,347	9,027	11,677	41,121					
MFO 2: STATISTICAL POLICY AND COORDINATION SERVICES	3020000000	400	149	549	558	149	200	105	104	558					
MFO 3: CIVIL REGISTRATION SERVICES	3030000000	1,084	263	1,347	4,907	1,074	1,384	1,070	1,379	4,907					

Prepared By:

MONTEJAR, NENITA D.
Financial Services Head / Budget Officer
Date:



In coordination with:

IMPERIAL, REYNOR R.
Planning Services Head / Planning Officer
Date:


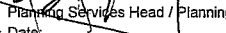

For the National Statistician:

RECIDO, ROMEO S.
Deputy National Statistician
Officer-in-Charge
Date:



FY 2017 FINANCIAL PLAN
(In Thousand Pesos)

Department: National Economic and Development Authority (NEDA)
Agency: Philippine Statistics Authority
Operating Unit: Regional Statistical Services Office - II
Organization Code (UACS): 240080300002

Particulars 1	UACS CODE 2	Current Year's Obligation			Budget Year Obligation Program										
		Actual Jan.1-Sept.30 3	Estimate Oct.1-Dec.31 4	Total 5= 3+4	Total 6= 11+16	COMPREHENSIVE RELEASE					FOR LATER RELEASE(Negative List)				
						Q1 7	Q2 8	Q3 9	Q4 10	Sub Total 11= 7+8+9+10	Q1 12	Q2 13	Q3 14	Q4 15	Sub Total 16= 12+13+ 14+15
Part A		29,394	11,338	40,732	57,068	13,016	15,424	12,945	15,683	57,068					
Specific Budgets of National Government Agencies	101101	27,707	10,819	38,526	54,125	12,264	14,692	12,210	14,939	54,125					
General Administration and Support	1000000000	12,083	4,892	16,975	13,372	3,325	3,377	3,301	3,369	13,372					
General management and supervision	103001000100000	12,083	4,892	16,975	13,372	3,325	3,377	3,301	3,369	13,372					
PS		5,793	3,082	8,875	1,333	290	374	290	379	1,333					
MOOE		6,290	1,810	8,100	12,039	3,035	3,003	3,011	2,990	12,039					
Operations	3000000000	15,624	5,927	21,551	40,753	8,959	11,315	8,909	11,570	40,753					
MFO 1: STATISTICAL INFORMATION AND SERVICES	3010000000	14,654	5,616	20,270	35,614	7,853	9,849	7,806	10,106	35,614					
Conduct of censuses and surveys on the agriculture, fisheries, industry and services sectors	103003010100000	5,913	808	6,721	30,286	6,641	8,377	6,635	8,633	30,286					
PS					23,647	4,978	6,716	4,978	6,975	23,647					
MOOE		5,913	808	6,721	6,639	1,663	1,661	1,657	1,658	6,639					
Conduct of household-based surveys	103003010200000	8,741	4,808	13,549	5,328	1,212	1,472	1,171	1,473	5,328					
PS		7,951	4,808	12,759	3,443	719	981	719	1,024	3,443					
MOOE		790	790	1,885	493	491	452	449	1,885						
MFO 3: CIVIL REGISTRATION SERVICES	3030000000	970	311	1,281	5,139	1,106	1,466	1,103	1,464	5,139					
Processing and archiving of civil registry documents	103003030100000	970	311	1,281	5,139	1,106	1,466	1,103	1,464	5,139					
PS		598	194	792	4,308	908	1,223	908	1,269	4,308					
MOOE		372	117	489	831	198	243	195	195	831					
Retirement and Life Insurance Premiums	104102	1,687	519	2,206	2,943	732	732	735	744	2,943					
General Administration and Support	1000000000	566	210	776	114	27	27	30	30	114					
General management and supervision	103001000100000	566	210	776	114	27	27	30	30	114					
PS		566	210	776	114	27	27	30	30	114					
Operations	3000000000	1,121	309	1,430	2,829	705	705	705	714	2,829					
MFO 1: STATISTICAL INFORMATION AND SERVICES	3010000000	1,057	293	1,350	2,440	609	609	613	2,440						
Conduct of censuses and surveys on the agriculture, fisheries, industry and services sectors	103003010100000				2,128	531	531	531	535	2,128					
PS					2,128	531	531	531	535	2,128					
Conduct of household-based surveys	103003010200000	1,057	293	1,350	312	78	78	78	78	312					
PS		1,057	293	1,350	312	78	78	78	78	312					
MFO 3: CIVIL REGISTRATION SERVICES	3030000000	64	16	80	389	96	96	96	101	389					
Processing and archiving of civil registry documents	103003030100000	64	16	80	389	96	96	96	101	389					
PS		64	16	80	389	96	96	96	101	389					
Recapitulation by MFO:		16,745	6,236	22,981	43,582	9,664	12,020	9,614	12,284	43,582					
MFO 1: STATISTICAL INFORMATION AND SERVICES	3010000000	15,711	5,909	21,620	38,054	8,462	10,458	8,415	10,719	38,054					
MFO 3: CIVIL REGISTRATION SERVICES	3030000000	1,034	327	1,361	5,528	1,202	1,562	1,199	1,565	5,528					

Prepared By: 
MONTEJAR, NENITA D.
Financial Services Head / Budget Officer
Date: 

In coordination with: 
NORR, 
Planning Services Head / Planning Officer
Date: 

For the National Statistician: 
RECIDE, ROMEO S.
Deputy National Statistician
Officer-in-Charge
Date: 

FY 2017 FINANCIAL PLAN
(In Thousand Pesos)

Department: National Economic and Development Authority (NEDA)
Agency: Philippine Statistics Authority
Operating Unit: Regional Statistical Services Office - CAR
Organization Code (UACS): 240080300014

Particulars	UACS CODE	Current Year's Obligation					Budget Year Obligation Program									
		Actual	Estimate	Total	Total	COMPREHENSIVE RELEASE					FOR LATER RELEASE(Negative List)					
		Jan.1-Sept.30	Oct.1-Dec.31			Q1	Q2	Q3	Q4	Sub Total	Q1	Q2	Q3	Q4	Sub Total	
1	2	3	4	5= 3+4	6= 11+16	7	8	9	10	11= 7+8+9+10	12	13	14	15	16= 12+13+ 14+15	
Part A		33,324	11,153	44,477	58,949	13,633	15,976	13,480	15,960	58,949						
Specific Budgets of National Government Agencies	101101	31,713	10,638	42,349	56,233	12,655	15,298	12,799	15,281	56,233						
General Administration and Support	1000000000	14,769	5,381	20,150	17,830	4,442	4,496	4,418	4,474	17,830						
General management and supervision	1030010001000000	14,769	5,381	20,150	17,830	4,442	4,496	4,418	4,474	17,830						
PS		5,632	2,621	8,253	1,333	290	374	290	379	1,333						
MOOE		9,137	2,760	11,897	16,497	4,152	4,122	4,128	4,095	16,497						
Operations	3000000000	16,944	5,255	22,199	38,403	8,413	10,802	8,381	10,807	38,403						
MFO 1: STATISTICAL INFORMATION AND SERVICES	3010000000	15,751	4,831	20,582	32,580	7,165	9,055	7,159	9,201	32,580						
Conduct of censuses and surveys on the agriculture, fisheries, industry and services sectors	1030030101000000	6,217	917	7,134	26,630	5,847	7,375	5,845	7,563	26,630						
PS					19,895	4,172	5,659	4,172	5,892	19,895						
MOOE		6,217	917	7,134	6,735	1,675	1,716	1,673	1,671	6,735						
Conduct of household-based surveys	1030030102000000	9,534	3,914	13,448	5,950	1,318	1,680	1,314	1,638	5,950						
PS		8,551	3,914	12,465	4,060	860	1,153	860	1,187	4,060						
MOOE		983	983	1,890	458	527	454	451	1,890							
MFO 2: STATISTICAL POLICY AND COORDINATION SERVICES	3020000000	343	128	471	481	104	216	82	79	481						
Coordination of statistical activities at the national and local levels	1030030203000000	343	128	471	481	104	216	82	79	481						
MOOE		343	128	471	481	104	216	82	79	481						
MFO 3: CIVIL REGISTRATION SERVICES	3030000000	850	298	1,148	5,342	1,144	1,531	1,140	1,527	5,342						
Processing and archiving of civil registry documents	1030030301000000	850	298	1,148	5,342	1,144	1,531	1,140	1,527	5,342						
PS		559	215	774	4,686	989	1,331	989	1,377	4,686						
MOOE		291	81	372	656	155	200	151	150	656						
Retirement and Life Insurance Premiums	104102	1,611	517	2,128	2,716	678	678	681	679	2,716						
General Administration and Support	1000000000	550	197	747	114	27	27	30	30	114						
General management and supervision	1030010001000000	550	197	747	114	27	27	30	30	114						
PS		550	197	747	114	27	27	30	30	114						
Operations	3000000000	1,061	320	1,381	2,602	651	651	651	649	2,602						
MFO 1: STATISTICAL INFORMATION AND SERVICES	3010000000	1,004	305	1,309	2,175	543	543	543	546	2,175						
Conduct of censuses and surveys on the agriculture, fisheries, industry and services sectors	1030030101000000				1,803	450	450	450	453	1,803						
PS					1,803	450	450	450	453	1,803						
Conduct of household-based surveys	1030030102000000	1,004	305	1,309	372	93	93	93	93	372						
PS		1,004	305	1,309	372	93	93	93	93	372						
MFO 3: CIVIL REGISTRATION SERVICES	3030000000	57	15	72	427	108	108	108	103	427						
Processing and archiving of civil registry documents	1030030301000000	57	15	72	427	108	108	108	103	427						
PS		57	15	72	427	108	108	108	103	427						
Recapitulation by MFO:		18,005	5,575	23,580	41,005	9,084	11,453	9,032	11,456	41,005						
MFO 1: STATISTICAL INFORMATION AND SERVICES	3010000000	16,755	5,136	21,891	34,755	7,708	9,598	7,702	9,747	34,755						
MFO 2: STATISTICAL POLICY AND COORDINATION SERVICES	3020000000	343	128	471	481	104	216	82	79	481						
MFO 3: CIVIL REGISTRATION SERVICES	3030000000	907	311	1,218	5,769	1,252	1,639	1,248	1,630	5,769						

Prepared By:

MONTEJAR, NENTAO
Financial Services Head / Budget Officer
Date:

In coordination with:

IMPERIAL REYNOR R.
Planning Services Head / Planning Officer
Date:



For the Regional Statistician:


RECIDE, ROMEO S.
Deputy National Statistician
Officer-in-Charge
Date:


FY 2017 FINANCIAL PLAN
(In Thousand Pesos)

Department: National Economic and Development Authority (NEDA)
Agency: Philippine Statistics Authority
Operating Unit: Regional Statistical Services Office - III
Organization Code (UACS): 240080300003

Particulars	UACS CODE	Current Year's Obligation			Budget Year Obligation Program										
		Actual	Estimate	Total	COMPREHENSIVE RELEASE					FOR LATER RELEASE(Negative List)					
		Jan.1-Sept.30	Oct.1-Dec.31	5= 3+4	6= 11+16	7	8	9	10	11= 7+8+9+10	12	13	14	15	16= 12+13+ 14+15
Part A		46,935	17,233	64,168	83,744	18,973	22,707	18,956	23,108	83,744					
Specific Budgets of National Government Agencies	101101	44,455	16,470	60,925	79,301	17,864	21,597	17,844	21,996	79,301					
General Administration and Support	1000000000	18,819	7,457	26,276	18,881	4,677	4,780	4,706	4,718	18,881					
General management and supervision	103001000100000	18,819	7,457	26,276	18,881	4,677	4,780	4,706	4,718	18,881					
PS		7,979	4,101	12,080	1,347	293	378	293	383	1,347					
MOOE		10,840	3,356	14,196	17,534	4,384	4,402	4,413	4,335	17,534					
Operations	3000000000	25,636	9,013	34,649	60,420	13,187	16,817	13,138	17,278	60,420					
MFO 1: STATISTICAL INFORMATION AND SERVICES	3010000000	23,920	8,400	32,320	57,262	12,499	15,915	12,453	16,395	57,262					
Conduct of censuses and surveys on the agriculture, fisheries, industry and services sectors	103003010100000	9,977	1,452	11,429	50,794	11,040	14,115	11,035	14,604	50,794					
PS		9,977	1,452	11,429	9,447	2,365	2,363	2,360	2,359	9,447					
MOOE		13,943	6,948	20,891	6,468	1,459	1,800	1,418	1,791	6,468					
Conduct of household-based surveys	103003010200000	12,586	6,948	19,534	4,527	956	1,286	956	1,329	4,527					
PS		1,357	1,357	1,941	503	514	462	462	1,941						
MOOE		1,716	613	2,329	3,158	688	902	685	883	3,158					
MFO 3: CIVIL REGISTRATION SERVICES	3030000000	1,716	613	2,329	3,158	688	902	685	883	3,158					
Processing and archiving of civil registry documents	103003030100000	975	414	1,389	2,212	461	630	461	660	2,212					
PS		741	199	940	946	227	272	224	223	946					
MOOE		2,480	763	3,243	4,443	1,109	1,110	1,112	1,112	4,443					
Retirement and Life Insurance Premiums	104102	783	291	1,074	115	27	28	30	30	115					
General Administration and Support	1000000000	783	291	1,074	115	27	28	30	30	115					
General management and supervision	103001000100000	783	291	1,074	115	27	28	30	30	115					
PS		1,697	472	2,169	4,328	1,082	1,082	1,082	1,082	4,328					
Operations	3000000000	1,598	443	2,041	4,128	1,032	1,032	1,032	1,032	4,128					
MFO 1: STATISTICAL INFORMATION AND SERVICES	3010000000					3,717	930	930	927	3,717					
Conduct of censuses and surveys on the agriculture, fisheries, industry and services sectors	103003010100000					3,717	930	930	927	3,717					
PS		1,598	443	2,041	411	102	102	102	105	411					
MOOE		1,598	443	2,041	411	102	102	102	105	411					
Conduct of household-based surveys	103003010200000	99	29	128	200	50	50	50	50	200					
PS		99	29	128	200	50	50	50	50	200					
MOOE		99	29	128	200	50	50	50	50	200					
MFO 3: CIVIL REGISTRATION SERVICES	3030000000	99	29	128	200	50	50	50	50	200					
Processing and archiving of civil registry documents	103003030100000	99	29	128	200	50	50	50	50	200					
PS		99	29	128	200	50	50	50	50	200					
MOOE		27,333	9,485	36,818	64,748	14,269	17,899	14,220	18,360	64,748					
Recapitulation by MFO:		27,333	9,485	36,818	64,748	14,269	17,899	14,220	18,360	64,748					
MFO 1: STATISTICAL INFORMATION AND SERVICES	3010000000	25,518	8,843	34,361	61,390	13,531	16,947	13,485	17,427	61,390					
MFO 3: CIVIL REGISTRATION SERVICES	3030000000	1,815	642	2,457	3,358	738	952	735	933	3,358					

Prepared By: 
MONTEJAR, NENITA
Financial Services Head / Budget Officer
Date: 


In coordination with: 
IMPERIALE, REYNOR R.
Planning Services Head / Planning Officer
Date: _____


For the National Statistician: 
RECIDE, ROMEO S.
Deputy National Statistician
Officer-in-Charge
Date: _____


FY 2017 FINANCIAL PLAN
(In Thousand Pesos)

Department: National Economic and Development Authority (NEDA)
Agency: Philippine Statistics Authority
Operating Unit: Regional Statistical Services Office - IV-A
Organization Code (UACS): 240080300004

Particulars	UACS CODE	Current Year's Obligation			Budget Year Obligation Program													
		Actual	Estimate	Total	Total	COMPREHENSIVE RELEASE					FOR LATER RELEASE (Negative List)							
		Jan.1-Sept.30	Oct.1-Dec.31	5= 3+4	6= 11+16	Q1	Q2	Q3	Q4	Sub Total	11= 7+8+9+10	Q1	Q2	Q3	Q4	Sub Total	16= 12+13+ 14+15	
Part A		42,880	16,964	59,844	81,089	18,329	21,982	18,321	22,457	81,089								
Specific Budgets of National Government Agencies	101101	40,476	16,226	56,702	76,771	17,249	20,902	17,240	21,380	76,771								
General Administration and Support	1000000000	16,898	5,999	22,897	18,974	4,689	4,814	4,716	4,755	18,974								
General management and supervision	1030010001000000	16,898	5,999	22,897	18,974	4,689	4,814	4,716	4,755	18,974								
PS		6,453	2,772	9,225	1,590	343	447	343	457	1,590								
MOOE		10,445	3,227	13,672	17,384	4,346	4,367	4,373	4,298	17,384								
Operations	3000000000	23,578	10,227	33,805	57,797	12,560	16,088	12,524	16,625	57,797								
MFO 1: STATISTICAL INFORMATION AND SERVICES	3010000000	21,602	8,358	29,960	54,747	11,894	15,239	11,838	15,776	54,747								
Conduct of censuses and surveys on the agriculture, fisheries, industry and services sectors	1030030101000000	7,113	1,299	8,412	48,814	10,544	13,599	10,539	14,132	48,814								
PS					40,478	8,456	11,513	8,456	12,053	40,478								
MOOE		7,113	1,299	8,412	8,336	2,088	2,086	2,083	2,079	8,336								
Conduct of household-based surveys	1030030102000000	14,489	7,059	21,548	5,933	1,350	1,640	1,299	1,644	5,933								
PS		13,354	7,059	20,413	4,008	840	1,142	840	1,186	4,008								
MOOE		1,135		1,135	1,925	510	498	459	458	1,925								
MFO 3: CIVIL REGISTRATION SERVICES	3030000000	1,976	1,869	3,845	3,050	666	849	686	849	3,050								
Processing and archiving of civil registry documents	1030030301000000	1,976	1,869	3,845	3,050	666	849	686	849	3,050								
PS		1,303	1,690	2,993	2,084	434	594	434	622	2,084								
MOOE		673		673	966	232	255	252	227	966								
Retirement and Life Insurance Premiums	104102	2,404	738	3,142	4,318	1,080	1,080	1,081	1,077	4,318								
General Administration and Support	1000000000	624	210	834	136	33	33	34	36	136								
General management and supervision	1030010001000000	624	210	834	136	33	33	34	36	136								
PS		624	210	834	136	33	33	34	36	136								
Operations	3000000000	1,780	528	2,308	4,182	1,047	1,047	1,047	1,041	4,182								
MFO 1: STATISTICAL INFORMATION AND SERVICES	3010000000	1,643	446	2,089	3,995	999	999	999	998	3,995								
Conduct of censuses and surveys on the agriculture, fisheries, industry and services sectors	1030030101000000				3,625	906	906	906	907	3,625								
PS					3,625	906	906	906	907	3,625								
Conduct of household-based surveys	1030030102000000	1,643	446	2,089	370	93	93	93	91	370								
PS		1,643	446	2,089	370	93	93	93	91	370								
MFO 3: CIVIL REGISTRATION SERVICES	3030000000	137	82	219	187	48	48	48	43	187								
Processing and archiving of civil registry documents	1030030301000000	137	82	219	187	48	48	48	43	187								
PS		137	82	219	187	48	48	48	43	187								
Recapitulation by MFO:		25,358	10,755	36,113	61,979	13,607	17,135	13,571	17,668	61,979								
MFO 1: STATISTICAL INFORMATION AND SERVICES	3010000000	23,245	8,804	32,049	58,742	12,893	16,238	12,837	16,774	58,742								
MFO 3: CIVIL REGISTRATION SERVICES	3030000000	2,113	1,951	4,064	3,237	714	897	734	892	3,237								

Prepared By:

MONJEJAR NENIYA
Financial Services Head / Budget Officer
Date:



In coordination with:

IMPERIAL REYNOR R.
Planning Services Head / Planning Officer
Date:



For the National Statistician:

RECIDE, ROMEO S.
Deputy National Statistician
Officer-in-Charge
Date:



FY 2017 FINANCIAL PLAN
(In Thousand Pesos)

Department: National Economic and Development Authority (NEDA)
Agency: Philippine Statistics Authority
Operating Unit: Regional Statistical Services Office - IV-B
Organization Code (UACS): 240080300017

Particulars	UACS CODE	Current Year's Obligation			Budget Year Obligation Program												
		Actual	Estimate	Total	Total	COMPREHENSIVE RELEASE					FOR LATER RELEASE(Negative List)						
		Jan.1-Sept.30	Oct.1-Dec.31	5= 3+4	6= 11+16	Q1	Q2	Q3	Q4	Sub Total	11= 7+8+9+10	Q1	Q2	Q3	Q4	Sub Total	16= 12+13+ 14+15
Part A		32,425	11,207	43,632	57,680	13,245	15,536	13,284	15,615	57,680							
Specific Budgets of National Government Agencies	101101	30,924	10,765	41,689	55,041	12,565	14,876	12,621	14,959	55,041							
General Administration and Support	1000000000	22,397	8,799	31,196	17,340	4,283	4,405	4,330	4,322	17,340							
General management and supervision	1030010001000000	22,397	8,799	31,196	17,340	4,283	4,405	4,330	4,322	17,340							
PS		12,797	5,193	17,990	1,333	290	374	290	379	1,333							
MOOE		9,600	3,606	13,206	16,007	3,993	4,031	4,040	3,943	16,007							
Operations	3000000000	8,527	1,966	10,493	37,701	8,302	10,471	8,291	10,637	37,701							
MFO 1: STATISTICAL INFORMATION AND SERVICES	3010000000	8,110	1,852	9,962	33,773	7,443	9,352	7,437	9,541	33,773							
Conduct of censuses and surveys on the agriculture, fisheries, industry and services sectors	1030030101000000	5,960	1,011	6,971	26,882	5,931	7,403	5,929	7,619	26,882							
PS					19,973	4,201	5,673	4,201	5,898	19,973							
MOOE		5,960	1,011	6,971	6,909	1,730	1,730	1,728	1,721	6,909							
Conduct of household-based surveys	1030030102000000	2,150	841	2,991	6,891	1,512	1,949	1,508	1,922	6,891							
PS		1,215	841	2,056	5,005	1,056	1,422	1,056	1,471	5,005							
MOOE		935		935	1,886	456	527	452	451	1,886							
MFO 3: CIVIL REGISTRATION SERVICES	3030000000	417	114	531	3,928	859	1,119	854	1,096	3,928							
Processing and archiving of civil registry documents	1030030301000000	417	114	531	3,928	859	1,119	854	1,096	3,928							
PS					3,012	639	854	639	880	3,012							
MOOE		417	114	531	916	220	265	215	216	916							
Retirement and Life Insurance Premiums	104102	1,501	442	1,943	2,639	660	660	663	656	2,639							
General Administration and Support	1000000000	1,364	373	1,737	114	27	27	30	30	114							
General management and supervision	1030010001000000	1,364	373	1,737	114	27	27	30	30	114							
PS		1,364	373	1,737	114	27	27	30	30	114							
Operations	3000000000	137	69	206	2,525	633	633	633	626	2,525							
MFO 1: STATISTICAL INFORMATION AND SERVICES	3010000000	137	69	206	2,251	564	564	564	559	2,251							
Conduct of censuses and surveys on the agriculture, fisheries, industry and services sectors	1030030101000000				1,795	450	450	450	445	1,795							
PS					1,795	450	450	450	445	1,795							
Conduct of household-based surveys	1030030102000000	137	69	206	456	114	114	114	114	456							
PS		137	69	206	456	114	114	114	114	456							
MFO 3: CIVIL REGISTRATION SERVICES	3030000000				274	69	69	69	67	274							
Processing and archiving of civil registry documents	1030030301000000				274	69	69	69	67	274							
PS					274	69	69	69	67	274							
Recapitulation by MFO:		8,664	2,035	10,699	40,226	8,935	11,104	8,924	11,263	40,226							
MFO 1: STATISTICAL INFORMATION AND SERVICES	3010000000	8,247	1,921	10,168	36,024	8,007	9,916	8,001	10,100	36,024							
MFO 3: CIVIL REGISTRATION SERVICES	3030000000	417	114	531	4,202	928	1,188	923	1,163	4,202							

Prepared By: 
MONTEJAR, NENTA D.
Financial Services Head / Budget Officer
Date: 


In coordination with: 
IMPERIA REYNOR R.
Planning Services Head / Planning Officer.
Date: 

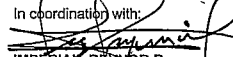
For the National Statistician: 
RECIDE, ROMEO S.
Deputy National Statistician
Officer-in-Charge
Date: 


FY 2017 FINANCIAL PLAN
(In Thousand Pesos)

Department: National Economic and Development Authority (NEDA)
Agency: Philippine Statistics Authority
Operating Unit: Regional Statistical Services Office - V
Organization Code (UACS): 240080300005

Particulars	UACS CODE	Current Year's Obligation				Budget Year Obligation Program										
		Actual	Estimate	Total	Total	COMPREHENSIVE RELEASE					FOR LATER RELEASE(Negative List)					
		Jan.1-Sept.30	Oct.1-Dec.31			Q1	Q2	Q3	Q4	Sub Total	Q1	Q2	Q3	Q4	Sub Total	
1	2	3	4	5= 3+4	6= 11+16	7	8	9	10	11= 7+8+9+10	12	13	14	15	16= 12+13+ 14+15	
Part A		36,178	12,862	49,040	65,305	14,914	17,672	14,846	17,873	65,305						
Specific Budgets of National Government Agencies	101101	34,293	12,245	46,538	62,075	14,107	16,864	14,036	17,068	62,075						
General Administration and Support	1000000000	13,960	4,950	18,920	15,668	3,898	3,954	3,877	3,939	15,668						
General management and supervision	103001000100000	13,960	4,950	18,920	15,668	3,898	3,954	3,877	3,939	15,668						
PS		6,144	2,666	8,810	1,347	293	378	293	383	1,347						
MOOE		7,816	2,294	10,110	14,321	3,605	3,576	3,584	3,556	14,321						
Operations	3000000000	20,333	7,285	27,618	46,407	10,209	12,910	10,159	13,129	46,407						
MFO 1: STATISTICAL INFORMATION AND SERVICES	3010000000	18,549	6,653	25,202	40,962	9,004	11,332	8,995	11,651	40,962						
Conduct of censuses and surveys on the agriculture, fisheries, industry and services sectors	103003010100000	7,951	1,290	9,241	33,782	7,419	9,318	7,413	9,632	33,782						
PS					25,518	5,349	7,251	5,349	7,569	25,518						
MOOE		7,951	1,290	9,241	8,264	2,070	2,067	2,064	2,063	8,264						
Conduct of household-based surveys	103003010200000	10,598	5,363	15,961	7,200	1,585	2,014	1,582	2,019	7,200						
PS		9,631	5,363	14,994	5,281	1,113	1,501	1,113	1,554	5,281						
MOOE		967		1,919	472	513	469	465	1,919							
MFO 2: STATISTICAL POLICY AND COORDINATION SERVICES	3020000000	407	140	547	552	145	192	109	106	552						
Coordination of statistical activities at the national and local levels	103003020300000	407	140	547	552	145	192	109	106	552						
MOOE		407	140	547	552	145	192	109	106	552						
MFO 3: CIVIL REGISTRATION SERVICES	3030000000	1,377	492	1,869	4,873	1,060	1,386	1,055	1,372	4,873						
Processing and archiving of civil registry documents	103003030100000	1,377	492	1,869	4,873	1,060	1,386	1,055	1,372	4,873						
PS		873	349	1,222	3,918	829	1,112	829	1,148	3,918						
MOOE		504	143	647	955	231	274	226	224	955						
Retirement and Life Insurance Premiums	104102	1,885	617	2,502	3,230	807	808	810	805	3,230						
General Administration and Support	1000000000	627	235	862	115	27	28	30	30	115						
General management and supervision	103001000100000	627	235	862	115	27	28	30	30	115						
PS		627	235	862	115	27	28	30	30	115						
Operations	3000000000	1,258	382	1,640	3,115	780	780	780	775	3,115						
MFO 1: STATISTICAL INFORMATION AND SERVICES	3010000000	1,168	355	1,523	2,757	690	690	690	687	2,757						
Conduct of censuses and surveys on the agriculture, fisheries, industry and services sectors	103003010100000				2,278	570	570	570	568	2,278						
PS					2,278	570	570	570	568	2,278						
Conduct of household-based surveys	103003010200000	1,168	355	1,523	479	120	120	120	119	479						
PS		1,168	355	1,523	479	120	120	120	119	479						
MFO 3: CIVIL REGISTRATION SERVICES	3030000000	90	27	117	358	90	90	90	88	358						
Processing and archiving of civil registry documents	103003030100000	90	27	117	358	90	90	90	88	358						
PS		90	27	117	358	90	90	90	88	358						
Recapitulation by MFO:		21,591	7,667	29,258	49,522	10,989	13,690	10,939	13,904	49,522						
MFO 1: STATISTICAL INFORMATION AND SERVICES	3010000000	19,717	7,008	26,725	43,739	9,694	12,022	9,685	12,338	43,739						
MFO 2: STATISTICAL POLICY AND COORDINATION SERVICES	3020000000	407	140	547	552	145	192	109	106	552						
MFO 3: CIVIL REGISTRATION SERVICES	3030000000	1,467	519	1,986	5,231	1,150	1,476	1,145	1,460	5,231						

Prepared By:

MONTEJAR, NENITA D.
Financial Services Head / Budget Officer
Date:

In coordination with:

IMPERIAL, REYNOR R.
Planning Services Head / Planning Officer
Date:

For the National Statistician:

RECIDO, ROMEO S.
Deputy National Statistician
Officer-in-Charge
Date:

FY 2017 FINANCIAL PLAN
(In Thousand Pesos)

Department: National Economic and Development Authority (NEDA)
Agency: Philippine Statistics Authority
Operating Unit: Regional Statistical Services Office - VI
Organization Code (UACS): 240080300006

Particulars	UACS CODE	Current Year's Obligation			Budget Year Obligation Program										
		Actual	Estimate	Total	COMPREHENSIVE RELEASE					FOR LATER RELEASE(Negative List)					
		Jan.1-Sept.30	Oct.1-Dec.31	5= 3+4	6= 11+16	7	8	9	10	11= 7+8+9+10	12	13	14	15	16= 12+13+ 14+15
1	2	3	4	5	6	7	8	9	10	11	12	13	14	15	16
Part A		44,787	18,131	62,918	73,242	16,538	19,957	16,512	20,235	73,242					
Specific Budgets of National Government Agencies	101101	42,334	17,340	59,674	69,280	15,551	18,970	15,525	19,244	69,280					
General Administration and Support	1000000000	19,097	7,900	26,997	15,301	3,796	3,871	3,774	3,860	15,301					
General management and supervision	1030010001000000	19,097	7,900	26,997	15,301	3,796	3,871	3,774	3,860	15,301					
PS		8,102	4,277	12,379	1,584	342	446	342	454	1,584					
MOOE		10,995	3,623	14,618	13,717	3,454	3,425	3,432	3,406	13,717					
Operations	3000000000	23,237	9,440	32,677	53,989	11,755	15,099	11,751	15,384	53,989					
MFO 1: STATISTICAL INFORMATION AND SERVICES	3010000000	21,323	8,726	30,049	48,116	10,484	13,369	10,477	13,786	48,116					
Conduct of censuses and surveys on the agriculture, fisheries, industry and services sectors	1030030101000000	8,245	1,414	9,659	41,834	9,094	11,622	9,089	12,029	41,834					
PS				33,987	7,129	9,659	7,129	10,070	33,987						
MOOE		8,245	1,414	9,659	7,847	1,965	1,963	1,960	1,959	7,847					
Conduct of household-based surveys	1030030102000000	13,078	7,312	20,390	6,282	1,390	1,747	1,388	1,757	6,282					
PS		12,285	7,312	19,597	4,377	921	1,243	921	1,292	4,377					
MOOE		793		793	1,905	469	504	467	465	1,905					
MFO 2: STATISTICAL POLICY AND COORDINATION SERVICES	3020000000	525	182	707	644	137	268	122	117	644					
Coordination of statistical activities at the national and local levels	1030030203000000	525	182	707	644	137	268	122	117	644					
MOOE		525	182	707	644	137	268	122	117	644					
MFO 3: CIVIL REGISTRATION SERVICES	3030000000	1,389	532	1,921	5,229	1,134	1,462	1,152	1,481	5,229					
Processing and archiving of civil registry documents	1030030301000000	1,389	532	1,921	5,229	1,134	1,462	1,152	1,481	5,229					
PS		789	356	1,145	4,168	878	1,183	878	1,229	4,168					
MOOE		600	176	776	1,061	256	279	274	252	1,061					
Retirement and Life Insurance Premiums	104102	2,453	791	3,244	3,952	987	987	987	991	3,952					
General Administration and Support	1000000000	821	336	1,157	135	33	33	33	36	135					
General management and supervision	1030010001000000	821	336	1,157	135	33	33	33	36	135					
PS		821	336	1,157	135	33	33	33	36	135					
Operations	3000000000	1,632	455	2,087	3,817	954	954	954	955	3,817					
MFO 1: STATISTICAL INFORMATION AND SERVICES	3010000000	1,532	427	1,959	3,443	861	861	861	860	3,443					
Conduct of censuses and surveys on the agriculture, fisheries, industry and services sectors	1030030101000000				3,052	762	762	762	766	3,052					
PS					3,052	762	762	762	766	3,052					
Conduct of household-based surveys	1030030102000000	1,532	427	1,959	391	99	99	99	94	391					
PS		1,532	427	1,959	391	99	99	99	94	391					
MFO 3: CIVIL REGISTRATION SERVICES	3030000000	100	28	128	374	93	93	93	95	374					
Processing and archiving of civil registry documents	1030030301000000	100	28	128	374	93	93	93	95	374					
PS		100	28	128	374	93	93	93	95	374					
Recapitulation by MFO:		24,869	9,895	34,764	57,806	12,709	16,053	12,705	16,339	57,806					
MFO 1: STATISTICAL INFORMATION AND SERVICES	3010000000	22,855	9,153	32,008	51,559	11,345	14,230	11,338	14,646	51,559					
MFO 2: STATISTICAL POLICY AND COORDINATION SERVICES	3020000000	525	182	707	644	137	268	122	117	644					
MFO 3: CIVIL REGISTRATION SERVICES	3030000000	1,489	560	2,049	5,603	1,227	1,555	1,245	1,576	5,603					

Prepared By:

MONSIEUR, NENITA M.
Financial Services Head / Budget Officer
Date:

In coordination with:

IMPERIAL, RENE R.
Planning Services Head / Planning Officer
Date:


For the National Statistician:


REYNOLDO, ROMEO S.
Deputy National Statistician
Officer-in-Charge
Date:


FY 2017 FINANCIAL PLAN
(In Thousand Pesos)

Department: National Economic and Development Authority (NEDA)
Agency: Philippine Statistics Authority
Operating Unit: Regional Statistical Services Office - VII
Organization Code (UACS): 240080300007

Particulars	UACS CODE	Current Year's Obligation				Budget Year Obligation Program												
		Actual	Estimate	Total	Total	COMPREHENSIVE RELEASE					FOR LATER RELEASE(Negative List)							
		Jan.1-Sept.30	Oct.1-Dec.31	5= 3+4	6= 11+16	Q1	Q2	Q3	Q4	Sub Total	11= 7+8+9+10	Q1	Q2	Q3	Q4	Sub Total	16= 12+13+14+15	
Part A		41,957	14,823	56,780	70,993	16,109	19,201	16,104	19,569	70,983								
Specific Budgets of National Government Agencies	101101	39,678	14,129	53,807	67,239	15,173	18,264	15,165	18,637	67,239								
General Administration and Support	1000000000	17,810	6,350	24,160	17,464	4,346	4,401	4,326	4,391	17,464								
General management and supervision	103001000100000	17,810	6,350	24,160	17,464	4,346	4,401	4,326	4,391	17,464								
PS		6,432	3,032	9,464	1,347	293	378	293	383	1,347								
MOOE		11,378	3,318	14,696	16,117	4,053	4,023	4,033	4,008	16,117								
Operations	3000000000	21,868	7,779	29,647	49,775	10,827	13,863	10,839	14,246	49,775								
MFO 1: STATISTICAL INFORMATION AND SERVICES	3010000000	20,310	7,190	27,500	44,386	9,659	12,353	9,652	12,722	44,386								
Conduct of censuses and surveys on the agriculture, fisheries, industry and services sectors	103003010100000	6,742	1,120	7,862	37,777	8,196	10,510	8,194	10,877	37,777								
PS					30,922	6,479	8,794	6,479	9,170	30,922								
MOOE		6,742	1,120	7,862	6,855	1,717	1,716	1,715	1,707	6,855								
Conduct of household-based surveys	103003010200000	13,568	6,070	19,638	6,609	1,463	1,843	1,458	1,845	6,609								
PS		12,892	6,070	18,962	4,727	998	1,343	998	1,388	4,727								
MOOE		676		676	1,882	465	500	460	457	1,882								
MFO 3: CIVIL REGISTRATION SERVICES	3030000000	1,558	589	2,147	5,389	1,168	1,510	1,187	1,524	5,389								
Processing and archiving of civil registry documents	103003030100000	1,558	589	2,147	5,389	1,168	1,510	1,187	1,524	5,389								
PS		967	436	1,403	4,413	933	1,253	933	1,294	4,413								
MOOE		591	153	744	976	235	257	254	230	976								
Retirement and Life Insurance Premiums	104102	2,279	694	2,973	3,744	936	937	939	932	3,744								
General Administration and Support	1000000000	659	231	890	115	27	28	30	30	115								
General management and supervision	103001000100000	659	231	890	115	27	28	30	30	115								
PS		659	231	890	115	27	28	30	30	115								
Operations	3000000000	1,620	463	2,083	3,629	909	909	909	902	3,629								
MFO 1: STATISTICAL INFORMATION AND SERVICES	3010000000	1,517	427	1,944	3,225	807	807	807	804	3,225								
Conduct of censuses and surveys on the agriculture, fisheries, industry and services sectors	103003010100000				2,794	699	699	699	697	2,794								
PS					2,794	699	699	699	697	2,794								
Conduct of household-based surveys	103003010200000	1,517	427	1,944	431	108	108	108	107	431								
PS		1,517	427	1,944	431	108	108	108	107	431								
MFO 3: CIVIL REGISTRATION SERVICES	3030000000	103	36	139	404	102	102	102	98	404								
Processing and archiving of civil registry documents	103003030100000	103	36	139	404	102	102	102	98	404								
PS		103	36	139	404	102	102	102	98	404								
Recapitulation by MFO:		23,488	8,242	31,730	53,404	11,736	14,772	11,748	15,148	53,404								
MFO 1: STATISTICAL INFORMATION AND SERVICES	3010000000	21,827	7,617	29,444	47,611	10,468	13,160	10,459	13,526	47,611								
MFO 3: CIVIL REGISTRATION SERVICES	3030000000	1,661	625	2,286	5,793	1,270	1,612	1,289	1,622	5,793								

Prepared By: 
MONTESJAR, NENITA B.
Financial Services Head / Budget Officer
Date:

In coordination with: 
IMPERIAL, REYGOR R.
Planning Services Head / Planning Officer
Date:

For the National Statistician: 
RECIDO, ROMEO S.
Deputy National Statistician
Officer-in-Charge
Date: 3

FY 2017 FINANCIAL PLAN
(In Thousand Pesos)

BED No. 1

Department: National Economic and Development Authority (NEDA)
Agency: Philippine Statistics Authority
Operating Unit: Regional Statistical Services Office - VIII
Organization Code (UACS): 240080300008

Particulars	UACS CODE	Current Year's Obligation				Budget Year Obligation Program										
		Actual	Estimate	Total	Total	COMPREHENSIVE RELEASE					FOR LATER RELEASE(Negative List)					
		Jan.1-Sept.30	Oct.1-Dec.31	5= 3+4		6= 11+16	Q1	Q2	Q3	Q4	Sub Total	11= 7+8+9+10	12	13	14	15
1	2	3	4	5	6	7	8	9	10	11	12	13	14	15	16	
Part A		42,038	19,227	61,265	75,617	17,368	20,321	17,336	20,592	75,617						
Specific Budgets of National Government Agencies	101101	39,979	18,580	58,559	72,128	16,498	19,451	16,465	19,714	72,128						
General Administration and Support	1000000000	19,534	7,795	27,329	22,835	5,678	5,754	5,657	5,746	22,835						
General management and supervision	1030010001000000	19,534	7,795	27,329	22,835	5,678	5,754	5,657	5,746	22,835						
PS		6,598	3,579	10,177	1,682	366	471	366	479	1,682						
MOOE		12,936	4,216	17,152	21,153	5,312	5,283	5,291	5,267	21,153						
Operations	3000000000	20,445	10,785	31,230	49,293	10,820	13,697	10,808	13,868	49,293						
MFO 1: STATISTICAL INFORMATION AND SERVICES	3010000000	18,649	10,289	28,938	43,091	9,456	11,939	9,450	12,246	43,091						
Conduct of censuses and surveys on the agriculture, fisheries, industry and services sectors	1030030101000000	6,779	1,193	7,972	35,582	7,814	9,820	7,810	10,138	35,582						
PS					26,985	5,663	7,669	5,663	7,990	26,985						
MOOE		6,779	1,193	7,972	8,597	2,151	2,151	2,147	2,148	8,597						
Conduct of household-based surveys	1030030102000000	11,870	9,086	20,956	7,509	1,842	2,119	1,840	2,108	7,509						
PS		10,812	8,974	19,786	5,613	1,182	1,595	1,182	1,654	5,613						
MOOE		1,058	122	1,180	1,896	460	524	458	454	1,896						
MFO 2: STATISTICAL POLICY AND COORDINATION SERVICES	3020000000	418	146	564	627	161	194	137	135	627						
Coordination of statistical activities at the national and local levels	1030030203000000	418	146	564	627	161	194	137	135	627						
MOOE		418	146	564	627	161	194	137	135	627						
MFO 3: CIVIL REGISTRATION SERVICES	3030000000	1,378	350	1,728	5,575	1,203	1,564	1,221	1,587	5,575						
Processing and archiving of civil registry documents	1030030301000000	1,378	350	1,728	5,575	1,203	1,564	1,221	1,587	5,575						
PS		870	202	1,072	4,621	973	1,312	973	1,363	4,621						
MOOE		508	148	656	954	230	252	248	224	954						
Retirement and Life Insurance Premiums	104102	2,059	647	2,706	3,489	870	870	871	878	3,489						
General Administration and Support	1000000000	643	234	877	136	33	33	34	36	136						
General management and supervision	1030010001000000	643	234	877	136	33	33	34	36	136						
PS		643	234	877	136	33	33	34	36	136						
Operations	3000000000	1,416	413	1,829	3,353	837	837	837	842	3,353						
MFO 1: STATISTICAL INFORMATION AND SERVICES	3010000000	1,327	398	1,725	2,937	732	732	732	741	2,937						
Conduct of censuses and surveys on the agriculture, fisheries, industry and services sectors	1030030101000000				2,428	606	606	606	610	2,428						
PS					2,428	606	606	606	610	2,428						
Conduct of household-based surveys	1030030102000000	1,327	398	1,725	509	126	126	126	131	509						
PS		1,327	398	1,725	509	126	126	126	131	509						
MFO 3: CIVIL REGISTRATION SERVICES	3030000000	89	15	104	416	105	105	105	101	416						
Processing and archiving of civil registry documents	1030030301000000	89	15	104	416	105	105	105	101	416						
PS		89	15	104	416	105	105	105	101	416						
Recapitulation by MFO:		21,861	11,198	33,059	52,646	11,657	14,534	11,645	14,810	52,646						
MFO 1: STATISTICAL INFORMATION AND SERVICES	3010000000	19,976	10,687	30,663	46,028	10,188	12,671	10,182	12,967	46,028						
MFO 2: STATISTICAL POLICY AND COORDINATION SERVICES	3020000000	418	146	564	627	161	194	137	135	627						
MFO 3: CIVIL REGISTRATION SERVICES	3030000000	1,467	365	1,832	5,991	1,308	1,669	1,326	1,688	5,991						

Prepared By:

Montejar
MONTEJAR, NENITA B.
Financial Services Head / Budget Officer
Date:

In coordination with:

Imperato
IMPERATO, REYNOR R.
Planning Services Head / Planning Officer
Date:


For the National Statistician:


Recide
RECIDE, ROMEO S.
Deputy National Statistician
Officer-in-Charge
Date:


FY 2017 FINANCIAL PLAN
(In Thousand Pesos)

Department: National Economic and Development Authority (NEDA)
Agency: Philippine Statistics Authority
Operating Unit: Regional Statistical Services Office - IX
Organization Code (UACS): 240080300009

Particulars	UACS CODE	Current Year's Obligation			Budget Year Obligation Program													
		Actual Jan.1-Sept.30	Estimate Oct.1-Dec.31	Total	COMPREHENSIVE RELEASE					FOR LATER RELEASE(Negative List)								
					5= 3+4	6= 11+16	7	8	9	10	11= 7+8+9+10	12	13	14	15	16= 12+13+ 14+15		
Part A		29,081	11,543	40,624	54,441	12,571	14,602	12,523	14,745	54,441								
Specific Budgets of National Government Agencies	101101	27,721	11,116	38,837	52,011	11,955	13,996	11,914	14,136	52,011								
General Administration and Support	1000000000	13,752	5,863	19,615	17,529	4,363	4,418	4,344	4,404	17,529								
General management and supervision	1030010001000000	13,752	5,863	19,615	17,529	4,363	4,418	4,344	4,404	17,529								
PS		5,043	3,155	8,198	1,333	290	374	290	379	1,333								
MOOE		8,709	2,708	11,417	16,196	4,073	4,044	4,054	4,025	16,196								
Operations	3000000000	13,969	5,253	19,222	34,482	7,602	9,578	7,570	9,732	34,482								
MFO 1: STATISTICAL INFORMATION AND SERVICES	3010000000	12,843	4,946	17,789	29,567	6,505	8,174	6,499	8,389	29,567								
Conduct of censuses and surveys on the agriculture, fisheries, industry and services sectors	1030030101000000	5,446	1,010	6,456	24,020	5,272	6,636	5,270	6,842	24,020								
PS					18,411	3,867	5,232	3,867	5,445	18,411								
MOOE		5,446	1,010	6,456	5,609	1,405	1,404	1,403	1,397	5,609								
Conduct of household-based surveys	1030030102000000	7,397	3,936	11,333	5,547	1,233	1,538	1,229	1,547	5,547								
PS		6,563	3,811	10,374	3,681	772	1,049	772	1,088	3,681								
MOOE		834	125	959	1,866	461	489	457	459	1,866								
MFO 2: STATISTICAL POLICY AND COORDINATION SERVICES	3020000000	359	122	481	499	142	164	99	94	499								
Coordination of statistical activities at the national and local levels	1030030203000000	359	122	481	499	142	164	99	94	499								
MOOE		359	122	481	499	142	164	99	94	499								
MFO 3: CIVIL REGISTRATION SERVICES	3030000000	767	185	952	4,416	955	1,240	972	1,249	4,416								
Processing and archiving of civil registry documents	1030030301000000	767	185	952	4,416	955	1,240	972	1,249	4,416								
PS		396	71	467	3,587	756	1,018	756	1,057	3,587								
MOOE		381	114	495	829	199	222	216	192	829								
Retirement and Life Insurance Premiums	104102	1,360	427	1,787	2,430	606	606	609	609	2,430								
General Administration and Support	1000000000	507	205	712	114	27	27	30	30	114								
General management and supervision	1030010001000000	507	205	712	114	27	27	30	30	114								
PS		507	205	712	114	27	27	30	30	114								
Operations	3000000000	853	222	1,075	2,316	579	579	579	579	2,316								
MFO 1: STATISTICAL INFORMATION AND SERVICES	3010000000	812	217	1,029	1,997	498	498	498	503	1,997								
Conduct of censuses and surveys on the agriculture, fisheries, industry and services sectors	1030030101000000				1,656	414	414	414	414	1,656								
PS					1,656	414	414	414	414	1,656								
Conduct of household-based surveys	1030030102000000	812	217	1,029	341	84	84	84	89	341								
PS		812	217	1,029	341	84	84	84	89	341								
MFO 3: CIVIL REGISTRATION SERVICES	3030000000	41	5	46	319	81	81	81	76	319								
Processing and archiving of civil registry documents	1030030301000000	41	5	46	319	81	81	81	76	319								
PS		41	5	46	319	81	81	81	76	319								
Recapitulation by MFO:		14,822	5,475	20,297	36,798	8,181	10,157	8,149	10,311	36,798								
MFO 1: STATISTICAL INFORMATION AND SERVICES	3010000000	13,655	5,163	18,818	31,564	7,003	8,672	6,997	8,892	31,564								
MFO 2: STATISTICAL POLICY AND COORDINATION SERVICES	3020000000	359	122	481	499	142	164	99	94	499								
MFO 3: CIVIL REGISTRATION SERVICES	3030000000	808	190	998	4,735	1,036	1,321	1,053	1,325	4,735								

Prepared By:

MONTEJAR, NENITA M.
Financial Services Head / Budget Officer
Date:



In coordination with:

IMPERIA S. REYNOR R.
Planning Services Head / Planning Officer
Date:


For the National Statistician:

ROMEO S. ROLDAN
Deputy National Statistician
Officer-in-Charge
Date:


FY 2017 FINANCIAL PLAN
(In Thousand Pesos)

Department: National Economic and Development Authority (NEDA)
Agency: Philippine Statistics Authority
Operating Unit: Regional Statistical Services Office - X
Organization Code (UACS): 240080300010

Particulars	UACS CODE	Current Year's Obligation			Budget Year Obligation Program											
		Actual Jan.1-Sept.30	Estimate Oct.1-Dec.31	Total	COMPREHENSIVE RELEASE										FOR LATER RELEASE(Negative List)	
					5= 3+4	6= 11+16	Q1	Q2	Q3	Q4	11= 7+8+9+10	Q1	Q2	Q3	Q4	16= 12+13+14+15
1	2	3	4	5	6	7	8	9	10	11	12	13	14	15	16	
Part A		37,876	12,129	50,005	64,370	14,826	17,297	14,795	17,452	64,370						
Specific Budgets of National Government Agencies	101101	36,243	11,612	47,855	61,501	14,109	16,580	14,077	16,735	61,501						
General Administration and Support	1000000000	17,172	5,888	23,060	20,058	4,985	5,059	4,985	5,049	20,058						
General management and supervision	1030010001000000	17,172	5,888	23,060	20,058	4,985	5,059	4,985	5,049	20,058						
PS		6,187	2,579	8,766	1,590	343	447	343	457	1,590						
MOOE		10,985	3,309	14,294	18,468	4,642	4,612	4,622	4,592	18,468						
Operations	3000000000	19,071	5,724	24,795	41,443	9,124	11,521	9,112	11,886	41,443						
MFO 1: STATISTICAL INFORMATION AND SERVICES	3010000000	16,246	4,054	20,300	36,534	8,055	10,085	8,048	10,348	36,534						
Conduct of censuses and surveys on the agriculture, fisheries, industry and services sectors	1030030101000000	7,847	1,185	9,032	30,725	6,767	8,466	6,763	8,729	30,725						
PS					22,959	4,822	6,523	4,822	6,792	22,959						
MOOE		7,847	1,185	9,032	7,766	1,945	1,943	1,941	1,937	7,766						
Conduct of household-based surveys	1030030102000000	8,399	2,869	11,268	5,809	1,288	1,619	1,283	1,619	5,809						
PS		7,504	2,869	10,373	3,917	821	1,116	821	1,159	3,917						
MOOE		895	895	1,892	467	503	462	460	1,892							
MFO 2: STATISTICAL POLICY AND COORDINATION SERVICES	3020000000	351	121	472	459	103	193	83	80	459						
Coordination of statistical activities at the national and local levels	1030030203000000	351	121	472	459	103	193	83	80	459						
MOOE		351	121	472	459	103	193	83	80	459						
MFO 3: CIVIL REGISTRATION SERVICES	3030000000	2,474	1,549	4,023	4,450	966	1,243	983	1,258	4,450						
Processing and archiving of civil registry documents	1030030301000000	2,474	1,549	4,023	4,450	966	1,243	983	1,258	4,450						
PS		1,874	1,374	3,248	3,399	711	968	711	1,009	3,399						
MOOE		600	175	775	1,051	255	275	272	249	1,051						
Retirement and Life Insurance Premiums	104102	1,633	517	2,150	2,869	717	717	718	717	2,869						
General Administration and Support	1000000000	541	193	734	136	33	33	34	36	136						
General management and supervision	1030010001000000	541	193	734	136	33	33	34	36	136						
PS		541	193	734	136	33	33	34	36	136						
Operations	3000000000	1,092	324	1,416	2,733	684	684	684	681	2,733						
MFO 1: STATISTICAL INFORMATION AND SERVICES	3010000000	891	222	1,113	2,421	606	606	606	603	2,421						
Conduct of censuses and surveys on the agriculture, fisheries, industry and services sectors	1030030101000000				2,060	516	516	516	512	2,060						
PS					2,060	516	516	516	512	2,060						
Conduct of household-based surveys	1030030102000000	891	222	1,113	361	90	90	90	91	361						
PS		891	222	1,113	361	90	90	90	91	361						
MFO 3: CIVIL REGISTRATION SERVICES	3030000000	201	102	303	312	78	78	78	78	312						
Processing and archiving of civil registry documents	1030030301000000	201	102	303	312	78	78	78	78	312						
PS		201	102	303	312	78	78	78	78	312						
Recapitulation by MFO:		20,163	6,048	26,211	44,176	9,808	12,205	9,796	12,367	44,176						
MFO 1: STATISTICAL INFORMATION AND SERVICES	3010000000	17,137	4,276	21,413	38,955	8,661	10,691	8,652	10,951	38,955						
MFO 2: STATISTICAL POLICY AND COORDINATION SERVICES	3020000000	351	121	472	459	103	193	83	80	459						
MFO 3: CIVIL REGISTRATION SERVICES	3030000000	2,675	1,651	4,326	4,762	1,044	1,321	1,061	1,336	4,762						

Prepared By: 
MONICA R. NEVINA
Financial Services Head / Budget Officer
Date: 

In coordination with: 
IMELDA R. REVON R.
Planning Services Head / Planning Officer
Date: _____

For the National Statistician: 
ROMEO S. RECIDO
Deputy National Statistician
Officer-in-Charge
Date: _____

FY 2017 FINANCIAL PLAN
(In Thousand Pesos)

BED No. 1

Department: National Economic and Development Authority (NEDA)
Agency: Philippine Statistics Authority
Operating Unit: Regional Statistical Services Office - XI
Organization Code (UACS): 240080300011

Particulars	UACS CODE	Current Year's Obligation				Budget Year Obligation Program											
		Actual	Estimate	Total	Total	COMPREHENSIVE RELEASE					FOR LATER RELEASE(Negative List)						
		Jan.1-Sept.30	Oct.1-Dec.31	5= 3+4	6= 11+16	Q1	Q2	Q3	Q4	Sub Total	11= 7+8+9+10	Q1	Q2	Q3	Q4	16= 12+13+ 14+15	
Part A		34,099	12,559	46,658	65,388	14,971	17,676	14,914	17,825	65,388							
Specific Budgets of National Government Agencies	101101	32,463	12,014	44,477	62,276	14,200	16,902	14,139	17,034	62,276							
General Administration and Support	1000000000	16,010	5,859	21,869	19,438	4,841	4,895	4,817	4,885	19,438							
General management and supervision	103001000100000	16,010	5,859	21,869	19,438	4,841	4,895	4,817	4,885	19,438							
PS		5,371	2,395	7,766	1,167	248	333	248	338	1,167							
MOOE		10,639	3,464	14,103	18,271	4,593	4,562	4,569	4,547	18,271							
Operations	3000000000	16,453	6,155	22,608	42,837	9,359	12,007	9,322	12,149	42,837							
MFO 1: STATISTICAL INFORMATION AND SERVICES	3010000000	14,800	5,300	20,100	38,167	8,351	10,603	8,343	10,870	38,167							
Conduct of censuses and surveys on the agriculture, fisheries, industry and services sectors	103003010100000	5,924	1,071	6,995	30,968	6,774	8,574	6,769	8,851	30,968							
PS					24,338	5,113	6,916	5,113	7,196	24,338							
MOOE		5,924	1,071	6,995	6,630	1,661	1,658	1,656	1,655	6,630							
Conduct of household-based surveys	103003010200000	8,876	4,229	13,105	7,199	1,577	2,029	1,574	2,019	7,199							
PS		7,984	4,229	12,193	5,346	1,127	1,519	1,127	1,573	5,346							
MOOE		912		912	1,853	450	510	447	446	1,853							
MFO 2: STATISTICAL POLICY AND COORDINATION SERVICES	3020000000	372	126	498	518	118	209	95	96	518							
Coordination of statistical activities at the national and local levels	103003020300000	372	126	498	518	118	209	95	96	518							
MOOE		372	126	498	518	118	209	95	96	518							
MFO 3: CIVIL REGISTRATION SERVICES	3030000000	1,281	729	2,010	4,152	890	1,195	884	1,183	4,152							
Processing and archiving of civil registry documents	103003030100000	1,281	729	2,010	4,152	890	1,195	884	1,183	4,152							
PS		1,015	643	1,658	3,444	721	981	721	1,021	3,444							
MOOE		266	88	352	708	169	214	163	162	708							
Retirement and Life Insurance Premiums	104102	1,636	545	2,181	3,111	771	774	775	791	3,111							
General Administration and Support	1000000000	485	169	654	115	24	27	28	36	115							
General management and supervision	103001000100000	485	169	654	115	24	27	28	36	115							
PS		485	169	654	115	24	27	28	36	115							
Operations	3000000000	1,151	376	1,527	2,996	747	747	747	755	2,996							
MFO 1: STATISTICAL INFORMATION AND SERVICES	3010000000	1,042	326	1,368	2,679	669	669	669	672	2,679							
Conduct of censuses and surveys on the agriculture, fisheries, industry and services sectors	103003010100000				2,193	549	549	549	546	2,193							
PS					2,193	549	549	549	546	2,193							
Conduct of household-based surveys	103003010200000	1,042	326	1,368	486	120	120	120	126	486							
PS		1,042	326	1,368	486	120	120	120	126	486							
MFO 3: CIVIL REGISTRATION SERVICES	3030000000	109	50	159	317	78	78	78	83	317							
Processing and archiving of civil registry documents	103003030100000	109	50	159	317	78	78	78	83	317							
PS		109	50	159	317	78	78	78	83	317							
Recapitulation by MFO:		17,604	6,531	24,135	45,833	10,108	12,754	10,069	12,904	45,833							
MFO 1: STATISTICAL INFORMATION AND SERVICES	3010000000	15,842	5,626	21,468	40,846	9,020	11,272	9,012	11,542	40,846							
MFO 2: STATISTICAL POLICY AND COORDINATION SERVICES	3020000000	372	126	498	518	118	209	95	96	518							
MFO 3: CIVIL REGISTRATION SERVICES	3030000000	1,390	779	2,169	4,469	968	1,273	962	1,266	4,469							

Prepared by:

MONTEBAN, NENITA L.
Financial Services Head / Budget Officer
Date:

In coordination with:

IMPERIAL, REYNOR R.
Planning Services Head / Planning Officer
Date:

For the National Statistician:

REOLDE, ROMEO S.
Deputy National Statistician
Officer-in-Charge
Date:

FY 2017 FINANCIAL PLAN
(In Thousand Pesos)

BED No. 1

Department: National Economic and Development Authority (NEDA)
Agency: Philippine Statistics Authority
Operating Unit: Regional Statistical Services Office - XII
Organization Code (UACS): 240080300012

Particulars	UACS CODE	Current Year's Obligation					Budget Year Obligation Program									
		Actual Jan.1-Sept.30	Estimate Oct.1-Dec.31	Total		Total 11+16	COMPREHENSIVE RELEASE					FOR LATER RELEASE(Negative List)				
				5= 3+4	6= 11+16		Q1	Q2	Q3	Q4	Sub Total 11= 7+8+9+10	Q1	Q2	Q3	Q4	Sub Total 16= 12+13+ 14+15
1	2	3	4	5	6	7	8	9	10	11	12	13	14	15	16	
Part A		29,834	10,341	40,175	58,457	13,317	15,901	13,371	15,868	58,457						
Specific Budgets of National Government Agencies	101101	28,319	9,888	38,197	55,547	12,590	15,172	12,642	15,143	55,547						
General Administration and Support	1000000000	13,802	5,023	18,825	15,778	3,868	4,041	3,952	3,907	15,778						
General management and supervision	103001000100000	13,802	5,023	18,825	15,778	3,868	4,041	3,952	3,907	15,778						
PS		5,878	2,632	8,510	1,378	300	387	300	391	1,378						
MOOE		7,924	2,391	10,315	14,400	3,568	3,654	3,652	3,516	14,400						
Operations	3000000000	14,517	4,845	19,362	39,769	8,722	11,131	8,680	11,236	39,769						
MFO 1: STATISTICAL INFORMATION AND SERVICES	3010000000	13,472	4,538	18,010	34,266	7,501	9,523	7,504	9,738	34,266						
Conduct of censuses and surveys on the agriculture, fisheries, industry and services sectors	103003010100000	5,820	858	6,678	29,155	6,332	8,116	6,364	8,343	29,155						
PS					23,608	4,981	6,708	4,981	6,978	23,608						
MOOE		5,820	858	6,678	5,547	1,371	1,408	1,403	1,365	5,547						
Conduct of household-based surveys	103003010200000	7,652	3,680	11,332	5,111	1,169	1,407	1,140	1,395	5,111						
PS		6,908	3,680	10,588	3,254	691	923	691	949	3,254						
MOOE		744		744	1,857	478	484	449	446	1,857						
MFO 2: STATISTICAL POLICY AND COORDINATION SERVICES	3020000000	404	138	542	517	137	191	96	93	517						
Coordination of statistical activities at the national and local levels	103003020300000	404	138	542	517	137	191	96	93	517						
MOOE		404	138	542	517	137	191	96	93	517						
MFO 3: CIVIL REGISTRATION SERVICES	3030000000	641	169	810	4,986	1,084	1,417	1,080	1,405	4,986						
Processing and archiving of civil registry documents	103003030100000	641	169	810	4,986	1,084	1,417	1,080	1,405	4,986						
PS		385	83	468	3,997	846	1,135	846	1,170	3,997						
MOOE		256	86	342	989	238	282	234	235	989						
Retirement and Life Insurance Premiums	104102	1,515	473	1,988	2,910	727	729	729	725	2,910						
General Administration and Support	1000000000	578	204	782	118	28	30	30	30	118						
General management and supervision	103001000100000	578	204	782	118	28	30	30	30	118						
PS		578	204	782	118	28	30	30	30	118						
Operations	3000000000	937	269	1,206	2,792	699	699	699	695	2,792						
MFO 1: STATISTICAL INFORMATION AND SERVICES	3010000000	897	263	1,160	2,426	606	606	606	608	2,426						
Conduct of censuses and surveys on the agriculture, fisheries, industry and services sectors	103003010100000				2,127	531	531	531	534	2,127						
PS					2,127	531	531	531	534	2,127						
Conduct of household-based surveys	103003010200000	897	263	1,160	299	75	75	75	74	299						
PS		897	263	1,160	299	75	75	75	74	299						
MFO 3: CIVIL REGISTRATION SERVICES	3030000000	40	6	46	366	93	93	93	87	366						
Processing and archiving of civil registry documents	103003030100000	40	6	46	366	93	93	93	87	366						
PS		40	6	46	366	93	93	93	87	366						
Recapitulation by MFO:		15,454	5,114	20,568	42,561	9,421	11,830	9,379	11,931	42,561						
MFO 1: STATISTICAL INFORMATION AND SERVICES	3010000000	14,369	4,801	19,170	36,692	8,107	10,129	8,110	10,346	36,692						
MFO 2: STATISTICAL POLICY AND COORDINATION SERVICES	3020000000	404	138	542	517	137	191	96	93	517						
MFO 3: CIVIL REGISTRATION SERVICES	3030000000	681	175	856	5,352	1,177	1,510	1,173	1,492	5,352						

Prepared By:

MONTECAR, NENITA D.
Financial Services Head / Budget Officer
Date:

In coordination with:

IMPERIAL, REMAR R.
Planning Services Head / Planning Officer
Date:

For the National Statistician:

RECID, ROMEO S.
Deputy National Statistician
Officer-in-Charge
Date:

FY 2017 FINANCIAL PLAN
(In Thousand Pesos)

Department: National Economic and Development Authority (NEDA)
Agency: Philippine Statistics Authority
Operating Unit: Regional Statistical Services Office - XIII
Organization Code (UACS): 240080300016

Particulars	UACS CODE	Current Year's Obligation					Budget Year Obligation Program											
		Actual Jan.1-Sept.30	Estimate Oct.1-Dec.31	Total	COMPREHENSIVE RELEASE					FOR LATER RELEASE(Negative List)								
					5= 3+4	6= 11+16	7	8	9	10	11= 7+8+9+10	12	13	14	15	16= 12+13+ 14+15		
Part A		28,674	9,611	38,285	54,862	12,782	14,590	12,711	14,779	54,862								
Specific Budgets of National Government Agencies	101101	27,368	9,197	36,565	52,522	12,197	14,002	12,123	14,200	52,522								
General Administration and Support	1000000000	14,445	4,252	18,697	18,073	4,498	4,556	4,480	4,539	18,073								
General management and supervision	1030010001000000	14,445	4,252	18,697	18,073	4,498	4,556	4,480	4,539	18,073								
PS		5,065	2,526	7,591	1,363	297	363	297	366	1,363								
MOOE		9,380	1,726	11,106	16,710	4,201	4,173	4,183	4,153	16,710								
Operations	3000000000	12,923	4,945	17,868	34,449	7,699	9,446	7,643	9,661	34,449								
MFO 1: STATISTICAL INFORMATION AND SERVICES	3010000000	12,219	4,757	16,976	29,529	6,635	8,064	6,561	8,269	29,529								
Conduct of censuses and surveys on the agriculture, fisheries, industry and services sectors	1030030101000000	5,468	994	6,462	27,663	6,118	7,614	6,113	7,818	27,663								
PS					20,555	4,337	5,838	4,337	6,045	20,555								
MOOE		5,468	994	6,462	7,108	1,781	1,778	1,776	1,773	7,108								
Conduct of household-based surveys	1030030102000000	6,751	3,763	10,514	1,866	517	450	448	451	1,866								
PS		5,916	3,763	9,679														
MOOE		835		835	1,866	517	450	448	451	1,866								
MFO 3: CIVIL REGISTRATION SERVICES	3030000000	704	188	892	4,920	1,064	1,382	1,082	1,392	4,920								
Processing and archiving of civil registry documents	1030030301000000	704	188	892	4,920	1,064	1,382	1,082	1,392	4,920								
PS		312	114	426	4,057	857	1,152	857	1,191	4,057								
MOOE		392	74	466	863	207	230	225	201	863								
Retirement and Life Insurance Premiums	104102	1,306	414	1,720	2,340	585	588	588	579	2,340								
General Administration and Support	1000000000	495	193	688	117	27	30	30	30	117								
General management and supervision	1030010001000000	495	193	688	117	27	30	30	30	117								
PS		495	193	688	117	27	30	30	30	117								
Operations	3000000000	811	221	1,032	2,223	558	558	558	549	2,223								
MFO 1: STATISTICAL INFORMATION AND SERVICES	3010000000	777	212	989	1,856	465	465	465	461	1,856								
Conduct of censuses and surveys on the agriculture, fisheries, industry and services sectors	1030030101000000				1,856	465	465	465	461	1,856								
PS					1,856	465	465	465	461	1,856								
Conduct of household-based surveys	1030030102000000	777	212	989														
PS		777	212	989														
MFO 3: CIVIL REGISTRATION SERVICES	3030000000	34	9	43	367	93	93	93	88	367								
Processing and archiving of civil registry documents	1030030301000000	34	9	43	367	93	93	93	88	367								
PS		34	9	43	367	93	93	93	88	367								
Recapitulation by MFO:		13,734	5,166	18,900	36,672	8,257	10,004	8,201	10,210	36,672								
MFO 1: STATISTICAL INFORMATION AND SERVICES	3010000000	12,996	4,969	17,965	31,385	7,100	8,529	7,026	8,730	31,385								
MFO 3: CIVIL REGISTRATION SERVICES	3030000000	738	197	935	5,287	1,157	1,475	1,175	1,480	5,287								

Prepared By:

MOYTELAR, NENITA D.
Financial Services Head / Budget Officer
Date:

In coordination with:

IMPERIAL, REYNOR R.
Planning Services Head / Planning Officer
Date:


For the National Statistician:


RECIDE, ROMEO S.
Deputy National Statistician
Officer-in-Charge
Date:


FY 2017 FINANCIAL PLAN
(In Thousand Pesos)

Department: National Economic and Development Authority (NEDA)
Agency: Philippine Statistics Authority
Operating Unit: Regional Statistical Services Office - ARMM
Organization Code (UACS): 240080300015

Particulars	UACS CODE	Current Year's Obligation				Budget Year Obligation Program										
		Actual	Estimate	Total	Total	COMPREHENSIVE RELEASE					FOR LATER RELEASE(Negative List)					
		Jan.1-Sept.30	Oct.1-Dec.31			Q1	Q2	Q3	Q4	Sub Total	Q1	Q2	Q3	Q4	Sub Total	
1	2	3	4	5= 3+4	6= 11+16	7	8	9	10	11= 7+8+9+10	12	13	14	15	16= 12+13+ 14+15	
Part A		26,174	10,505	36,679	53,661	12,378	14,362	12,362	14,559	53,661						
Specific Budgets of National Government Agencies	101101	25,016	10,125	35,141	51,264	11,778	13,762	11,762	13,962	51,264						
General Administration and Support	1000000000	12,869	6,284	19,153	15,453	3,875	3,870	3,855	3,853	15,453						
General management and supervision	1030010001000000	12,869	6,284	19,153	15,453	3,875	3,870	3,855	3,853	15,453						
PS		3,954	3,580	7,534												
MOOE		8,915	2,704	11,619	15,453	3,875	3,870	3,855	3,853	15,453						
Operations	3000000000	12,147	3,841	15,988	35,811	7,903	9,892	7,907	10,109	35,811						
MFO 1: STATISTICAL INFORMATION AND SERVICES	3010000000	11,374	3,591	14,965	33,032	7,299	9,112	7,286	9,335	33,032						
Conduct of censuses and surveys on the agriculture, fisheries, industry and services sectors	1030030101000000	4,594	827	5,421	26,549	5,861	7,310	5,855	7,523	26,549						
PS					19,876	4,189	5,641	4,189	5,857	19,876						
MOOE		4,594	827	5,421	6,673	1,672	1,669	1,666	1,666	6,673						
Conduct of household-based surveys	1030030102000000	6,780	2,764	9,544	6,483	1,438	1,802	1,431	1,812	6,483						
PS		5,874	2,764	8,638	4,611	974	1,310	974	1,353	4,611						
MOOE		906		906	1,872	464	492	457	459	1,872						
MFO 3: CIVIL REGISTRATION SERVICES	3030000000	773	250	1,023	2,779	604	780	621	774	2,779						
Processing and archiving of civil registry documents	1030030301000000	773	250	1,023	2,779	604	780	621	774	2,779						
PS		400	150	550	2,203	468	624	468	643	2,203						
MOOE		373	100	473	576	136	156	153	131	576						
Retirement and Life Insurance Premiums	104102	1,158	380	1,538	2,397	600	600	600	597	2,397						
General Administration and Support	1000000000	392		392	546					546						
General management and supervision	1030010001000000	392		392	546					546						
PS		392		392	546					546						
Operations	3000000000	766	226	992	2,397	600	600	600	597	2,397						
MFO 1: STATISTICAL INFORMATION AND SERVICES	3010000000	724	216	940	2,202	552	552	562	546	2,202						
Conduct of censuses and surveys on the agriculture, fisheries, industry and services sectors	1030030101000000				1,782	447	447	447	441	1,782						
PS					1,782	447	447	447	441	1,782						
Conduct of household-based surveys	1030030102000000	724	216	940	420	105	105	105	105	420						
PS		724	216	940	420	105	105	105	105	420						
MFO 3: CIVIL REGISTRATION SERVICES	3030000000	42	10	52	195	48	48	48	51	195						
Processing and archiving of civil registry documents	1030030301000000	42	10	52	195	48	48	48	51	195						
PS		42	10	52	195	48	48	48	51	195						
Recapitulation by MFO:		12,913	4,067	16,980	38,208	8,503	10,492	8,507	10,706	38,208						
MFO 1: STATISTICAL INFORMATION AND SERVICES	3010000000	12,098	3,807	15,905	35,234	7,851	9,664	7,838	9,881	35,234						
MFO 3: CIVIL REGISTRATION SERVICES	3030000000	815	260	1,075	2,974	652	828	669	825	2,974						

Prepared By:

MONTECAR, NENITA C.
Financial Services Head / Budget Officer
Date:

In coordination with:

IMPERIAL, REYNOLD R.
Planning Services Head / Planning Officer
Date:

For the National Statistician:

RECIDE, ROMEO S.
Deputy National Statistician
Officer-in-Charge
Date: 