

FORM A
DEPARTMENT PERFORMANCE ACCOMPLISHMENTS
AS OF DECEMBER 31, 2017

DEPARTMENT: National Economic and Development Authority (NEDA)
AGENCY: PHILIPPINE STATISTICS AUTHORITY (PSA)


MFOs AND PERFORMANCE INDICATORS	FY 2016 ACTUAL ACCOMPLISHMENT	FY 2017 TARGET	RESPONSIBLE BUREAUS/ OFFICES	DEPARTMENT FY 2017 ACTUAL ACCOMPLISHMENT	ACCOMPLISHMENT RATE	REMARKS
(1)	(2)	(3)	(4)	(5)	(6)	(7)
A. MAJOR FINAL OUTPUT						
MFO 1: STATISTICAL INFORMATION SERVICES						
BUDGET (Php '000):						
Number of statistical products disseminated	662	723	SSO-MAS, ESSS, SSSS CTCO,	709	98%	
Number of data dissemination fora conducted	7	27	SSO-MAS, CTCO-ITDS, RSSO	26	96%	
Percentage of clients who rated library/data bank services as satisfactory or better	97%	91%	CTCO - ITDS	99%	109%	
Percentage of statistical products disseminated within the Advance Release Calendar or prescribed period	96%	100%	SSO-MAS, ESSS, SSSS, RSSO	100%	100%	
MFO 2: STATISTICAL POLICY AND COORDINATION SERVICES						
BUDGET (Php '000):						
Number of statistical resolutions disseminated and monitored	8	18	CTCO- Standards Service	14	78%	
Number of classification systems updated	4	5	CTCO- Standards Service	5	100%	
Percentage of agencies adopting statistical resolutions	84%	80%	CTCO- Standards Service	80%	100%	
Process cycle time of request for survey clearance	9 working days	11 working days	CTCO- Standards Service	8.17 working days	135%	

MFOs AND PERFORMANCE INDICATORS	FY 2016 ACTUAL ACCOMPLISHMENT	FY 2017 TARGET	RESPONSIBLE BUREAUS/ OFFICES	DEPARTMENT FY 2017 ACTUAL ACCOMPLISHMENT	ACCOMPLISHMENT RATE	REMARKS
(1)	(2)	(3)	(4)	(5)	(6)	(7)
MFO 3: CIVIL REGISTRATION SERVICES						
BUDGET (in Php '000):						
Performance Indicator 1:						
Number of civil registrations transactions completed	17,280,211	14,832,140	CRS, RSSO, PSO	19,595,430	132%	
Number of capacity building activities conducted for local civil registrars	173	54	CRS, RSSO, PSO	291	539%	
Percentage of clients who rated civil registration frontline services as satisfactory or better	77%	76%	Civil Registration Service (CRS)	86%	113%	
Percentage of request for civil registry documents granted within the prescribed schedule	92%	96%	CRS, RSSO, PSO	98%	102%	
Support to Operations (STO)						
BUDGET (in Php '000):						
Percentage of reliability/ availability (up and operational) and accessibility of ICT network services	99%	95%	CTCO - ITDS	95%	100%	
ISO 9001:2015 Certification for Quality Management System (QMS)			SSO, CTCO, CRCO, ONS, selected RSSOs and PSOs	The PSA received the official ISO 9001:2015 Certification for Quality Management System (QMS) last 12 December 2017		The scope of the certification covers the major processes of the PSA- Statistical Operations, Statistical Planning, Policy and Standards Development and Civil Registration as well as its management and support processes. Aside from the Central Office, pilot regions namely RSSOs I, V, VI, VIII, XII and Caraga and pilot provinces namely, La Union, Albay, Capiz, Leyte, Sarangani and Agusan del Norte received certification.

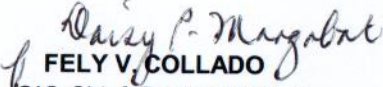
MFOs AND PERFORMANCE INDICATORS	FY 2016 ACTUAL ACCOMPLISHMENT	FY 2017 TARGET	RESPONSIBLE BUREAUS/ OFFICES	DEPARTMENT FY 2017 ACTUAL ACCOMPLISHMENT	ACCOMPLISHMENT RATE	REMARKS
(1)	(2)	(3)	(4)	(5)	(6)	(7)
General Administration and Support Services (GASS)						
BUDGET (in Php '000):						
1. Budget Utilization Rate (BUR)						
Obligations BUR - total obligations against total releases for maintenance and other operating expenses (MOOE) and capital outlays (CO)	84%	100%	FAS - Budget Division, RSSO	84.74%	84.74%	
Disbursement BUR (- total disbursements (cash and non-cash excluding personal services) to total obligations for MOOE and CO)	71%	100%	FAS - Budget Division, RSSO	66.50%	66.50%	
2. Submission of PFM to COA and DBM						
Budget and Financial Accountability Reports (BFARs)	100%	100%	FAS - Budget Division, Accounting Division, RSSO, PMS	100%	100%	
Report on Ageing of Cash Advance (as of November 15) submitted to COA on or before December 1	100%	100%	FAS- Accounting Division , RSSO	100%	100%	
All annual financial statements and reports for audit submitted to COA not later than April 30	100%	100%	FAS- Accounting Division , RSSO	100%	100%	
3. APCPI and APP						
Agency Procurement Compliance and Performance Indicators (APCPI)	100%	100%	FAS - GSD	100%	100%	
Annual Procurement Plan (APP)	100%	100%	FAS - GSD, RSSO	100%	100%	

MFOs AND PERFORMANCE INDICATORS	FY 2016 ACTUAL ACCOMPLISHMENT	FY 2017 TARGET	RESPONSIBLE BUREAUS/ OFFICES	DEPARTMENT FY 2017 ACTUAL ACCOMPLISHMENT	ACCOMPLISHMENT RATE	REMARKS
(1)	(2)	(3)	(4)	(5)	(6)	(7)

Prepared by:



REYNOR R. IMPERIAL
 Director III, Planning and Management Service

9 Oct '18
 Date


FELY V. COLLADO
 OIC-Chief, Budget Division


Oct. 9, 1918
 Date

Recommending Approval:


SOCRATES L. RAMORES
 OIC, Finance and Administrative Service

Approved by:

FOR THE NATIONAL STATISTICIAN


JOSIE B. PEREZ
 Assistant Secretary
 Deputy National Statistician
 Officer-in-Charge