

**FY 2015 FINANCIAL PLAN**  
(In Thousand Pesos)

BED No. 1

Department : National Economic Development Authority (NEDA)  
 Agency : Philippine Statistics Authority  
 Operating Unit : Central Office  
 Organization Code (UACS) : 24 008 01 00000

PARTICULARS	UACS CODE	Current Year's Obligations RA 10633			Budget Year Obligation Program										
		Actual Jan-Sept. 30	Estimate Oct-Dec.31	Total	TOTAL	COMPREHENSIVE RELEASE					FOR LATER RELEASE (Negative List)				
						Q1	Q2	Q3	Q4	Sub-Total	Q1	Q2	Q3	Q4	Sub-Total
1	2	3	4	5=3+4	6=11+16	7	8	9	10	11=7+8+9+10	12	13	14	15	16=12+13+14+15
<b>Part A</b>															
<b>I. Budget Year/Appropriation</b>	<b>1 01 101</b>														
<b>A. PROGRAM AND ACTIVITIES</b>															
/ General Administration and Support	1 00 00 00000				1,064,624	261,569	273,378	260,068	269,609	1,064,624					
a. General Administration and Supervision	1 00 01 00000														
<b>Central Office</b>					492,923	68,968	72,224	68,519	71,100	492,923	-	-	-	-	-
PS					98,494	23,389	26,645	22,940	25,520	98,494					
MOOE					182,317	45,579	45,579	45,579	45,580	182,317					
FinEx					22	6	6	6	4	22					
CO					212,090	53,023	53,023	53,022	53,022	212,090					
<b>Regional Operations</b>															
<b>PS</b>					164,820	37,865	46,400	36,795	43,760	164,820					
National Capital Region - NCR					13,085	3,000	3,737	2,889	3,459	13,085					
Region I - Ilocos					6,512	1,495	1,837	1,451	1,729	6,512					
Region II - Cagayan					8,797	2,023	2,473	1,966	2,335	8,797					
Cordillera Administrative Region (CAR)					7,969	1,834	2,235	1,784	2,116	7,969					
Region III - Central Luzon					13,951	3,210	3,911	3,127	3,703	13,951					
Region IV-A - CALABARZON					12,621	2,901	3,514	2,840	3,366	12,621					
Region IV-B - MIMAROPA					18,912	4,332	5,347	4,203	5,030	18,912					
Region V - Bicol					9,291	2,134	2,621	2,071	2,465	9,291					
Region VI - Western Visayas					10,620	2,440	2,991	2,371	2,818	10,620					
Region VII - Central Visayas					8,547	1,967	2,393	1,918	2,269	8,547					
Region VIII - Eastern Visayas					10,087	2,318	2,838	2,254	2,677	10,087					
Region IX - Zamboanga Peninsula					9,302	2,135	2,633	2,067	2,467	9,302					
Region X - Northern Mindanao					7,851	1,804	2,207	1,754	2,086	7,851					
Region XI - Davao					6,594	1,516	1,857	1,473	1,748	6,594					
Region XII - SOCCSKSARGEN					6,661	1,532	1,871	1,490	1,768	6,661					
Region XIII - CARAGA					7,446	1,711	2,095	1,663	1,977	7,446					
Autonomous Region in Muslim Mindanao (ARMM)					6,574	1,513	1,840	1,474	1,747	6,574					
<b>MOOE</b>					398,673	99,653	99,671	99,674	99,675	398,673					
National Capital Region - NCR					30,288	7,571	7,572	7,573	7,572	30,288					
Region I - Ilocos					19,015	4,753	4,753	4,754	4,755	19,015					
Region II - Cagayan					16,566	4,141	4,141	4,142	4,142	16,566					
Cordillera Administrative Region (CAR)					15,708	3,926	3,927	3,927	3,928	15,708					
Region III - Central Luzon					25,340	6,335	6,335	6,335	6,335	25,340					
Region IV-A - CALABARZON					25,848	6,461	6,462	6,462	6,463	25,848					
Region IV-B - MIMAROPA					16,513	4,128	4,129	4,128	4,128	16,513					
Region V - Bicol					20,593	5,147	5,149	5,149	5,148	20,593					
Region VI - Western Visayas					21,639	5,409	5,410	5,409	5,411	21,639					
Region VII - Central Visayas					20,333	5,082	5,083	5,084	5,084	20,333					
Region VIII - Eastern Visayas					20,820	5,204	5,205	5,206	5,205	20,820					
Region IX - Zamboanga Peninsula					92,156	23,038	23,038	23,040	23,040	92,156					
Region X - Northern Mindanao					18,571	4,642	4,642	4,643	4,644	18,571					
Region XI - Davao					15,074	3,767	3,769	3,769	3,769	15,074					
Region XII - SOCCSKSARGEN					12,343	3,085	3,087	3,086	3,085	12,343					

Department : National Economic Development Authority (NEDA)  
 Agency : Philippine Statistics Authority  
 Operating Unit : Central Office  
 Organization Code (UACS) : 24 008 01 00000

PARTICULARS	UACS CODE	Current Year's Obligations RA 10633			Budget Year Obligation Pprogram										
		Actual Jan-Sept. 30	Estimate Oct-Dec.31	Total	TOTAL	COMPREHENSIVE RELEASE					FOR LATER RELEASE (Negative List)				
						Q1	Q2	Q3	Q4	Sub-Total	Q1	Q2	Q3	Q4	Sub-Total
1	2	3	4	5=3+4	6=11+16	7	8	9	10	11=7+8+9+10	12	13	14	15	16=12+13+14+15
Region XIII - CARAGA					13,438	3,358	3,360	3,360	3,360	13,438					
Autonomous Region in Mulim Mindfanao (ARMM)					14,428	3,606	3,609	3,607	3,606	14,428					
<b>CO</b>					<b>8,208</b>	<b>2,054</b>	<b>2,054</b>	<b>2,052</b>	<b>2,048</b>	<b>8,208</b>					
Region I - Ilocos					563	141	141	141	140	563					
Region II - Cagayan					475	119	119	119	118	475					
Cordillera Administrative Region (CAR)					625	157	157	156	155	625					
Region V - Bicol					809	202	202	202	203	809					
Region VII - Central Visayas					4,223	1,056	1,056	1,056	1,055	4,223					
Region IX - Zamboanga Peninsula					249	62	62	62	63	249					
Region X - Northern Mindanao					226	57	57	56	56	226					
Region XI - Davao					1,038	260	260	260	258	1,038					
<b>TOTAL GAS</b>					<b>1,064,624</b>	<b>261,569</b>	<b>273,378</b>	<b>260,068</b>	<b>269,609</b>	<b>1,064,624</b>					
PS					263,314	61,254	73,045	59,735	69,280	263,314					
MOOE					580,990	145,232	145,250	145,253	145,255	580,990					
FinEx					22	6	6	6	4	22					
CO					220,298	55,077	55,077	55,074	55,070	220,298					
<b>II Support to Operations</b>	<b>2.00 00 00000</b>														
a. Provision of management and corporate planning and legal services	<b>2.00 01.00000</b>														
Central Office															
PS					-	-	-	-	-	-					
MOOE					2,024	506	507	505	506	2,024					
FinEx					-	-	-	-	-	-					
CO					-	-	-	-	-	-					
b. Coordination and formulation of policies on international cooperation in statistics and civil registration	<b>2.00 02.00000</b>														
Central Office															
PS					-	-	-	-	-	-					
MOOE					1,764	440	441	441	442	1,764					
FinEx					-	-	-	-	-	-					
CO					-	-	-	-	-	-					
c. Development and maintenance of information systems and database	<b>2.00 03.00000</b>														
Central Office															
PS					269,859	61,688	76,343	59,915	71,913	269,859					
MOOE					74,474	18,619	18,619	18,619	18,617	74,474					
FinEx					128	32	32	32	32	128					
CO					40,841	10,209	10,209	10,209	10,214	40,841					
d. Coordination in the Development of statistical methodologies and survey designs	<b>2.00 04.00000</b>														
Central Office															
PS					-	-	-	-	-	-					
MOOE					3,031	758	758	758	757	3,031					
FinEx					-	-	-	-	-	-					
CO					-	-	-	-	-	-					

Department : National Economic Development Authority (NEDA)  
 Agency : Philippine Statistics Authority  
 Operating Unit : Central Office  
 Organization Code (UACS) : 24 008 01 00000

PARTICULARS	UACS CODE	Current Year's Obligations RA 10633			Budget Year Obligation Pprogram										
		Actual Jan-Sept. 30	Estimate Oct-Dec.31	Total 5=3+4	TOTAL 6=11+16	COMPREHENSIVE RELEASE					FOR LATER RELEASE (Negative List)				
						Q1	Q2	Q3	Q4	Sub-Total 11=7+8+9+10	Q1	Q2	Q3	Q4	Sub-Total 16=12+13+14+15
1	2	3	4	5=3+4	6=11+16	7	8	9	10	11=7+8+9+10	12	13	14	15	16=12+13+14+15
<b>SUB-TOTAL, Support to Operations</b>					<b>392,121</b>	<b>92,252</b>	<b>106,909</b>	<b>90,479</b>	<b>102,481</b>	<b>392,121</b>					
PS					269,859	61,688	76,343	59,915	71,913	269,859					
MOOE					81,293	20,323	20,325	20,323	20,322	81,293					
FinEx					128	32	32	32	32	128					
CO					40,841	10,209	10,209	10,209	10,214	40,841					
<b>III Operations</b>	<b>3 00 00 00000</b>														
<b>a MFO 1 - Statistical Information and Services</b>	<b>3 01 00 00000</b>														
1 Conduct of censuses and surveys on the agriculture fisheries, industry and services sectors	3 01 01 00000														
<b>Central Office</b>															
PS					48,657	11,119	13,892	10,728	12,918	48,657					
MOOE					125,530	31,382	31,382	31,383	31,383	125,530					
CO					21,858	5,464	5,464	5,464	5,466	21,858					
<b>Regional Operations</b>															
PS					-	-	-	-	-	-					
MOOE					19,898	4,969	4,977	4,973	4,979	19,898					
Natioal Capital Region - NCR					5,483	1,370	1,371	1,370	1,372	5,483					
Region I - Ilocos					718	180	180	179	179	718					
Region II - Cagayan					702	175	176	176	175	702					
Cordillera Administrative Region (CAR)					646	161	161	162	162	646					
Region III - Central Luzon					1,271	317	318	318	318	1,271					
Region IV-A - CALABARZON					1,397	349	350	349	349	1,397					
Region IV-B - MIMAROPA					722	180	180	181	181	722					
Region V - Bicol					1,045	261	261	261	262	1,045					
Region VI - Western Visayas					1,055	263	264	263	265	1,055					
Region VII - Central Visayas					1,287	321	322	322	322	1,287					
Region VIII - Eastern Visayas					1,073	268	269	268	268	1,073					
Region IX - Zamboanga Peninsula					653	164	163	163	163	653					
Region X - Northern Mindanao					1,069	267	268	267	267	1,069					
Region XI - Davao					788	196	197	197	198	788					
Region XII - SOCCSKSARGEN					531	132	133	133	133	531					
Region XIII - CARAGA					796	199	199	199	199	796					
Autonomous Region in Mulim Mindfanao (ARMM)					662	166	165	165	166	662					
2 Conduct of household-based surveys	3 01 02 00000														
<b>Central Office</b>															
PS					26,332	6,027	7,430	5,860	7,015	26,332					
MOOE					43,138	10,803	10,802	10,766	10,767	43,138					
CO					-	-	-	-	-	-					
<b>Regional Operations</b>															
PS					258,915	59,139	73,611	57,260	68,904	258,915					
Natioal Capital Region - NCR					23,759	5,429	6,759	5,253	6,318	23,759					
Region I - Ilocos					19,707	4,501	5,600	4,360	5,246	19,707					
Region II - Cagayan					13,433	3,069	3,815	2,974	3,575	13,433					
Cordillera Administrative Region (CAR)					12,024	2,746	3,415	2,661	3,202	12,024					
Region III - Central Luzon					21,339	4,874	6,067	4,718	5,680	21,339					

Department : National Economic Development Authority (NEDA)  
 Agency : Philippine Statistics Authority  
 Operating Unit : Central Office  
 Organization Code (UACS) : 24 008 01 00000

PARTICULARS	UACS CODE	Current Year's Obligations RA 10633			Budget Year Obligation Program										
		Actual Jan-Sept. 30	Estimate Oct-Dec.31	Total	TOTAL	COMPREHENSIVE RELEASE					FOR LATER RELEASE (Negative List)				
						Q1	Q2	Q3	Q4	Sub-Total	Q1	Q2	Q3	Q4	Sub-Total
1	2	3	4	5=3+4	6=11+16	7	8	9	10	11=7+8+9+10	12	13	14	15	16=12+13+14+15
Region IV-A - CALABARZON					21,912	5,002	6,279	4,816	5,815	21,912					
Region IV-B - MIMAROPA					761	174	222	165	200	761					
Region V - Bicol					16,854	3,850	4,787	3,730	4,487	16,854					
Region VI - Western Visayas					22,502	5,140	6,393	4,979	5,990	22,502					
Region VII - Central Visayas					19,621	4,482	5,577	4,340	5,222	19,621					
Region VIII - Eastern Visayas					22,671	5,180	6,437	5,019	6,035	22,671					
Region IX - Zamboanga Peninsula					11,298	2,582	3,208	2,501	3,007	11,298					
Region X - Northern Mindanao					10,646	2,432	3,026	2,354	2,834	10,646					
Region XI - Davao					12,277	2,804	3,488	2,716	3,269	12,277					
Region XII - SOCCSKSARGEN					10,855	2,481	3,074	2,410	2,890	10,855					
Region XIII - CARAGA					10,266	2,345	2,913	2,273	2,735	10,266					
Autonomous Region in Mulim Mindfanao (ARMM)					8,990	2,052	2,551	1,989	2,398	8,990					
MOOE					37,371	18,685	18,686	-	-	37,371					
National Capital Region - NCR					2,071	1,035	1,036	-	-	2,071					
Region I - Ilocos					2,142	1,071	1,071	-	-	2,142					
Region II - Cagayan					2,092	1,046	1,046	-	-	2,092					
Cordillera Administrative Region (CAR)					1,879	939	940	-	-	1,879					
Region III - Central Luzon					2,919	1,459	1,460	-	-	2,919					
Region IV-A - CALABARZON					3,493	1,746	1,747	-	-	3,493					
Region IV-B - MIMAROPA					2,314	1,157	1,157	-	-	2,314					
Region V - Bicol					2,506	1,253	1,253	-	-	2,506					
Region VI - Western Visayas					2,342	1,171	1,171	-	-	2,342					
Region VII - Central Visayas					2,308	1,154	1,154	-	-	2,308					
Region VIII - Eastern Visayas					2,253	1,127	1,126	-	-	2,253					
Region IX - Zamboanga Peninsula					1,863	932	931	-	-	1,863					
Region X - Northern Mindanao					1,974	987	987	-	-	1,974					
Region XI - Davao					1,689	845	844	-	-	1,689					
Region XII - SOCCSKSARGEN					1,749	874	875	-	-	1,749					
Region XIII - CARAGA					1,712	856	856	-	-	1,712					
Autonomous Region in Mulim Mindfanao (ARMM)					2,065	1,033	1,032	-	-	2,065					
3 Generation/compilation of administrative-based statistics Central Office	3 01 03 00000														
PS															
MOOE					3,373	843	843	843	844	3,373					
CO															
<b>TOTAL MFO 1</b>					<b>585,072</b>	<b>148,435</b>	<b>167,087</b>	<b>127,275</b>	<b>142,275</b>	<b>585,072</b>					
PS					333,904	76,289	94,933	73,846	88,836	333,904					
MOOE					229,310	66,682	66,690	47,965	47,973	229,310					
CO					21,858	5,464	5,464	5,464	5,466	21,858					
<b>b MFO 2 - Statistical Policy and Coordination Services</b>	3 02 00 00000														
1 Statistical planning, programming, budgeting, monitoring monitoring and evaluation'	3 02 01 00000														
Central Office-															
PS					15,017	3,476	4,132	3,421	3,988	15,017					
MOOE					10,795	2,466	2,739	2,808	2,782	10,795					
FinEx					-	-	-	-	-	-					
CO					3,298	825	824	824	825	3,298					

Department : National Economic Development Authority (NEDA)  
 Agency : Philippine Statistics Authority  
 Operating Unit : Central Office  
 Organization Code (UACS) : 24 008 01 00000

PARTICULARS	UACS CODE	Current Year's Obligations RA 10633			Budget Year Obligation Program											
		Actual Jan-Sept: 30	Estimate Oct-Dec.31	Total 5=3+4	TOTAL 6=11+16	COMPREHENSIVE RELEASE					FOR LATER RELEASE (Negative List)					
						Q1	Q2	Q3	Q4	Sub-Total 11=7+8+9+10	Q1	Q2	Q3	Q4	Sub-Total 16=12+13+14+15	
1	2	3	4	5=3+4	6=11+16	7	8	9	10	11=7+8+9+10	12	13	14	15	16=12+13+14+15	
2 Development and improvement of statistical and standards	3 02 02 00000															
Central Office																
PS					15,161	3,483	4,213	3,417	4,048	15,161						
MOOE					6,947	1,757	1,914	1,764	1,512	6,947						
FinEx						-	-	-	-	-						
CO					1,160	289	289	291	291	1,160						
3 Coordination of statistical activities at the national and local levels																
Central Office																
PS					5,500	1,255	1,549	1,223	1,473	5,500						
MOOE					761	129	142	314	176	761						
FinEx					48	12	12	12	12	48						
CO					-	-	-	-	-	-						
Regional Operations																
PS					-	-	-	-	-	-						
MOOE					8,619	2,157	2,152	2,152	2,158	8,619						
National Capital Region - NCR																
Region I - Ilocos					923	231	230	231	231	923						
Region II - Cagayan						-	-	-	-	-						
Cordillera Administrative Region (CAR)					986	247	246	246	247	986						
Region III - Central Luzon						-	-	-	-	-						
Region IV-A - CALABARZON						-	-	-	-	-						
Region IV-B - MIMAROPA						-	-	-	-	-						
Region V - Bicol					908	228	227	226	227	908						
Region VI - Western Visayas					1,275	319	319	318	319	1,275						
Region VII - Central Visayas						-	-	-	-	-						
Region VIII - Eastern Visayas					987	249	246	246	246	987						
Region IX - Zamboanga Peninsula					753	188	188	188	189	753						
Region X - Northern Mindanao					858	213	214	215	216	858						
Region XI - Davao					1,061	265	266	265	265	1,061						
Region XII - SOCCSKSARGEN					868	217	216	217	218	868						
Region XIII - CARAGA						-	-	-	-	-						
Autonomous Region in Muli Mindanao (ARMM)																
<b>TOTAL MFO 2</b>					<b>67,306</b>	<b>15,849</b>	<b>17,966</b>	<b>16,226</b>	<b>17,265</b>	<b>67,306</b>						
PS					35,678	8,214	9,894	8,061	9,509	35,678						
MOOE					27,122	6,509	6,947	7,038	6,628	27,122						
FinEx					48	12	12	12	12	48						
CO					4,458	1,114	1,113	1,115	1,116	4,458						
<b>c. MFO 3 - Civil Registration Services</b>	<b>3 03 00 00000</b>															
1 Processing and archiving of civil registry documents	<b>3 03 01 00000</b>															
Central Office																
PS					7,741	1,764	2,254	1,679	2,044	7,741						
MOOE					41,475	10,369	10,369	10,368	10,369	41,475						
FinEx						-	-	-	-	-						

Department : National Economic Development Authority (NEDA)  
 Agency : Philippine Statistics Authority  
 Operating Unit : Central Office  
 Organization Code (UACS) : 24 008 01 00000

PARTICULARS	UACS CODE	Current Year's Obligations RA 10633			Budget Year Obligation Program											
		Actual Jan-Sept. 30	Estimate Oct-Dec.31	Total	TOTAL	COMPREHENSIVE RELEASE					FOR LATER RELEASE (Negative List)					
						Q1	Q2	Q3	Q4	Sub-Total	Q1	Q2	Q3	Q4	Sub-Total	
1	2	3	4	5=3+4	6=11+16	7	8	9	10	11=7+8+9+10	12	13	14	15	16=12+13+14+15	
<b>Regional Operations</b>																
<b>PS</b>					22,320	5,084	6,414	4,881	5,941	22,320						
National Capital Region - NCR					6,673	1,525	1,913	1,467	1,768	6,673						
Region I - Ilocos					187	41	55	39	52	187						
Region II - Cagayan					386	88	113	85	100	386						
Cordillera Administrative Region (CAR)					757	171	220	163	203	757						
Region III - Central Luzon					1,336	305	387	290	354	1,336						
Region IV-A - CALABARZON					4,089	932	1,168	900	1,089	4,089						
Region IV-B - MIMAROPA					-	-	-	-	-	-						
Region V - Bicol					956	216	276	205	259	956						
Region VI - Western Visayas					947	216	277	205	249	947						
Region VII - Central Visayas					754	171	220	163	200	754						
Region VIII - Eastern Visayas					560	126	163	121	150	560						
Region IX - Zamboanga Peninsula					192	45	52	42	53	192						
Region X - Northern Mindanao					3,781	863	1,081	832	1,005	3,781						
Region XI - Davao					752	171	218	163	200	752						
Region XII - SOCCSKSARGEN					374	85	106	82	101	374						
Region XIII - CARAGA					187	41	53	39	54	187						
Autonomous Region in Muslim Mindanao (ARMM)					389	88	112	85	104	389						
<b>MOOE</b>					13,214	3,293	3,304	3,305	3,312	13,214						
National Capital Region - NCR					2,424	606	606	606	606	2,424						
Region I - Ilocos					773	193	193	194	193	773						
Region II - Cagayan					653	163	163	163	164	653						
Cordillera Administrative Region (CAR)					697	174	174	174	175	697						
Region III - Central Luzon					950	237	237	238	238	950						
Region IV-A - CALABARZON					883	220	221	221	221	883						
Region IV-B - MIMAROPA					669	167	167	167	168	669						
Region V - Bicol					723	180	181	181	181	723						
Region VI - Western Visayas					681	169	171	171	170	681						
Region VII - Central Visayas					703	176	176	176	175	703						
Region VIII - Eastern Visayas					710	176	178	178	178	710						
Region IX - Zamboanga Peninsula					472	117	118	118	119	472						
Region X - Northern Mindanao					673	167	168	168	170	673						
Region XI - Davao					477	119	119	119	120	477						
Region XII - SOCCSKSARGEN					448	111	112	112	113	448						
Region XIII - CARAGA					730	182	183	182	183	730						
Autonomous Region in Muslim Mindanao (ARMM)					548	136	137	137	138	548						
2 Issuance of civil registration certifications/authentications of documents	3 03 02 00000															
<b>Central Office</b>																
PS					21,199	4,839	6,136	4,624	5,600	21,199						
MOOE					46,199	11,549	11,549	11,550	11,551	46,199						
FinEx					-	-	-	-	-	-						
CO					1,241	309	311	311	310	1,241						
3 Technical supervision over local civil registrars	3 03 03 00000															
<b>Central Office</b>																
PS					-	-	-	-	-	-						
MOOE					4,790	1,196	1,198	1,198	1,198	4,790						

Department : National Economic Development Authority (NEDA)  
 Agency : Philippine Statistics Authority  
 Operating Unit : Central Office  
 Organization Code (UACS) : 24 008 01 00000

PARTICULARS	UACS CODE	Current Year's Obligations RA 10633			Budget Year Obligation Pprogram										
		Actual Jan-Sept. 30	Estimate Oct-Dec.31	Total	TOTAL	COMPREHENSIVE RELEASE					FOR LATER RELEASE (Negative List)				
						Q1	Q2	Q3	Q4	Sub-Total	Q1	Q2	Q3	Q4	Sub-Total
1	2	3	4	5=3+4	6=11+16	7	8	9	10	11=7+8+9+10	12	13	14	15	16=12+13+14+15
FinEx					-	-	-	-	-	-					
CO					-	-	-	-	-	-					
<b>TOTAL MFO 3</b>					<b>158,179</b>	<b>38,403</b>	<b>41,535</b>	<b>37,916</b>	<b>40,325</b>	<b>158,179</b>					
PS					51,260	11,687	14,804	11,184	13,585	51,260					
MOOE					105,678	26,407	26,420	26,421	26,430	105,678					
CO					1,241	309	311	311	310	1,241					
<b>SUB-TOTAL, OPERATIONS</b>					<b>420,842</b>	<b>96,190</b>	<b>119,631</b>	<b>93,091</b>	<b>111,930</b>	<b>420,842</b>					
PS					362,110	99,598	100,057	81,424	81,031	362,110					
MOOE					48	12	12	12	12	48					
FinEx					27,557	6,887	6,888	6,890	6,892	27,557					
CO															
<b>TOTAL PROGRAM &amp; ACTIVITIES</b>					<b>2,267,302</b>	<b>556,508</b>	<b>606,875</b>	<b>531,964</b>	<b>571,955</b>	<b>2,267,302</b>					
PS					954,015	219,132	269,019	212,741	253,123	954,015					
MOOE					1,024,393	265,153	265,632	247,000	246,608	1,024,393					
FinEx					198	50	50	50	48	198					
CO					288,696	72,173	72,174	72,173	72,176	288,696					
<b>B. PROJECTS</b>					<b>2,684,090</b>	<b>112,868</b>	<b>245,738</b>	<b>1,768,482</b>	<b>557,002</b>	<b>2,684,090</b>	-	-	-	-	-
<b>1 Locally Funded</b>	<b>4 00 00 00000</b>														
<b>Economic Affairs</b>	<b>4 07 01 00000</b>														
<b>b. 2015 Census of Population (CP)</b>	<b>4 07 01 00001</b>														
<b>Central Office</b>															
PS					-	-	-	-	-	-					
MOOE					1,952,489	21,288	91,141	1,495,625	344,435	1,952,489					
FinEx															
CO					181,628	-	-	105,263	76,365	181,628					
<b>g. 2012 Census of Philipiner Business and Industry (CPBI)</b>	<b>4 07 01 00002</b>														
<b>Central Office</b>															
PS					-	-	-	-	-	-					
MOOE					20,000	4,211	5,263	5,263	5,263	20,000					
FinEx															
CO					-	-	-	-	-	-					
<b>i. 2013 Annual Survey of Philippine Business and</b>	<b>4 07 01 00003</b>														
<b>Central Office</b>															
PS					-	-	-	-	-	-					
MOOE					10,000	526	3,158	3,158	3,158	10,000					
FinEx															
CO					-	-	-	-	-	-					
<b>j. 2014 Annual Survey of Philippine Business and</b>	<b>4 07 01 00003</b>														
<b>Industry (ASPBI)</b>															
<b>Central Office</b>															
PS					-	-	-	-	-	-					
MOOE					140,981	38,072	49,411	42,537	10,961	140,981					
FinEx															
CO					-	-	-	-	-	-					

Department : National Economic Development Authority (NEDA)  
 Agency : Philippine Statistics Authority  
 Operating Unit : Central Office  
 Organization Code (UACS) : 24 008 01 00000

PARTICULARS	UACS CODE	Current Year's Obligations RA 10633			Budget Year Obligation Pprogram										
		Actual Jan-Sept. 30	Estimate Oct-Dec.31	Total 5=3+4	TOTAL 6=11+16	COMPREHENSIVE RELEASE					FOR LATER RELEASE (Negative List)				
						Q1	Q2	Q3	Q4	Sub-Total 11=7+8+9+10	Q1	Q2	Q3	Q4	Sub-Total 16=12+13+14+15
1	2	3	4	5=3+4	6=11+16	7	8	9	10	11=7+8+9+10	12	13	14	15	16=12+13+14+15
d. 2014 Survey of Tourism Enterprises of the Philippines (STEP) Central Office PS MOOE FinEx CO	4 07 01 00004				27,936	7,544	9,111	9,109	2,172	27,936					
i. Development of the Subnational Statistical System Towards Inclusive Growth Central Office PS MOOE FinEx CO	4 07 01 00005				9,124 11,660 60 2,585	2,281 2,915 - 1,292	2,281 2,915 20 1,293	2,281 2,915 20 -	2,281 2,915 20 -	9,124 11,660 60 2,585					
<b>Agriculture &amp; Fisheries</b> a. 2012 Census of Agriculture and Fisheries (CAF) Central Office PS MOOE FinEx CO	4 07 02 00000 4 07 02 00001				- 30,295 -	1,939	5,457	2,163	20,736	- 30,295 -					
<b>General Public Service</b> f Unified Multi-Purpose ID (UMID) System-Central Verification and Enrolment Agency Component (CVEA) Central Office PS MOOE FinEx CO	4 10 01 00000 4 10 01 00001				- 60,905 2,600	3,158	3,158	27,295	27,294	- 60,905 2,600					
<b>Environmental and Natural Resources</b> n. Establishment of Philippine Economic-Environmental and Natural Resources Accounts (PEENRA) unit towards the compilation of Green GDP of the Phils. Central Office PS MOOE FinEx CO	4 13 02 00000 4 13 02 00001				2,191 4,608 350	548 1,044 350	548 1,246 -	547 1,160 -	548 1,158 -	2,191 4,608 350					
<b>Information and Communication Technology</b> c. Annual Survey of Information and Communication Technology (SICT) Central Office PS MOOE FinEx CO	4 13 06 00000 4 13 06 00001				- 8,659 -	1,555	2,368	2,368	2,368	- 8,659 -					



Department : National Economic Development Authority (NEDA)  
 Agency : Philippine Statistics Authority  
 Operating Unit : Central Office  
 Organization Code (UACS) : 24 008 01 00000

PARTICULARS	UACS CODE	Current Year's Obligations RA 10633			Budget Year Obligation Pprogram											
		Actual Jan-Sept. 30	Estimate Oct-Dec.31	Total	TOTAL	COMPREHENSIVE RELEASE					FOR LATER RELEASE (Negative List)					
						Q1	Q2	Q3	Q4	Sub-Total	Q1	Q2	Q3	Q4	Sub-Total	
1	2	3	4	5=3+4	6=11+16	7	8	9	10	11=7+8+9+10	12	13	14	15	16=12+13+14+15	
<b>Poverty Reduction</b>	4 14 08 00000															
e. Family Income and Expenditures Survey (2015 FIES)	4 14 08 00001															
<b>Central Office</b>																
PS																
MOOE					207,676	23,268	65,484	65,484	53,440	207,676						
FinEx																
CO																
h. 2013 Functional Literacy, Education and Mass Media Survey (FLEMMS)	4 14 08 00002															
<b>Central Office</b>																
PS																
MOOE					1,118	1,118	-	-	-	1,118						
FinEx																
CO																
k. 2014 Annual Poverty Indicator Survey (APIS)	4 14 08 00003															
<b>Central Office</b>																
PS																
MOOE					5,414	1,280	1,355	916	1,863	5,414						
FinEx																
CO																
m. Conduct of Regional Statistical Capacity Building and Dissemination/Advocay Forum on the 2012 Small Area Estimates of Poverty	4 14 08 00004															
<b>Central Office</b>																
PS																
MOOE					3,636	304	1,529	831	972	3,636						
FinEx																
CO					175	175	-	-	-	175						
<b>Total Projects-Locally Funded</b>					2,684,090	112,868	245,738	1,768,482	557,002	2,684,090						
PS					11,315	2,829	2,829	2,828	2,829	11,315						
MOOE					2,485,377	108,222	241,596	1,658,824	476,735	2,485,377						
FinEx					60	-	20	20	20	60						
CO					187,338	1,817	1,293	106,810	77,418	187,338						
<b>II Automatic Appropriation</b>	<b>1 04 102</b>				86,136	21,548	21,533	21,529	21,526	86,136						
<b>Central Office</b>					44,616	11,155	11,158	11,153	11,150	44,616						
I General Administration and Support																
a. General Administration and Support Services	1 00 01 00000				5,829	1,457	1,457	1,457	1,458	5,829						
II Support to Operation																
a. Developmenty and maintenance of information systems and database	2 00 03 00000				25,919	6,479	6,480	6,480	6,480	25,919						
III. Operations																
a MFO 1 - Statistcal Information and Services	3 01 00 00000				7,025	1,758	1,758	1,755	1,754	7,025						
1 Conduct of censuses and surveys on the agriculture fisheries, industry and services sectors	3 01 01 00000				4,511	1,128	1,128	1,128	1,127	4,511						
2 Conduct of household-based surveys industry sectors and generation of economic statistics	3 01 02 00000				2,514	630	630	627	627	2,514						

Department : National Economic Development Authority (NEDA)  
 Agency : Philippine Statistics Authority  
 Operating Unit : Central Office  
 Organization Code (UACS) : 24 008 01 00000

PARTICULARS	UACS CODE	Current Year's Obligations RA 10633			Budget Year Obligation Program										
		Actual Jan-Sept. 30	Estimate Oct-Dec.31	Total	TOTAL	COMPREHENSIVE RELEASE					FOR LATER RELEASE (Negative List)				
						Q1	Q2	Q3	Q4	Sub-Total	Q1	Q2	Q3	Q4	Sub-Total
1	2	3	4	5=3+4	6=11+16	7	8	9	10	11=7+8+9+10	12	13	14	15	16=12+13+14+15
<b>b MFO 2 - Statistical Policy and Coordination Services</b>	<b>3 02 00 00000</b>				<b>3,305</b>	<b>828</b>	<b>828</b>	<b>826</b>	<b>823</b>	<b>3,305</b>					
1 Statistical planning, programming, budgeting, monitoring and evaluation.	3 02 01 00000				1,315	330	330	328	327	1,315					
2 Development and improvement of statistical and standards	3 02 02 00000				1,451	363	363	363	362	1,451					
3 Coordination of statistical activities at the national and local levels	3 02 03 00000				539	135	135	135	134	539					
<b>c MFO 3- Civil Registration Services</b>	<b>3 03 00 00000</b>				<b>2,538</b>	<b>633</b>	<b>635</b>	<b>635</b>	<b>635</b>	<b>2,538</b>					
1 Processing and archiving of civil registry documents	3 03 01 00000				670	166	168	168	168	670					
2 Issuance of civil registrtrion certifications/authentications of documents.	3 03 02 00000				1,868	467	467	467	467	1,868					
<b>Regional Operations</b>					<b>41,520</b>	<b>10,393</b>	<b>10,375</b>	<b>10,376</b>	<b>10,376</b>	<b>41,520</b>					
<b>I General Administration and Support</b>															
<b>a. General Administration and Support Services</b>	<b>1 00 01 00000</b>				<b>14,870</b>	<b>3,721</b>	<b>3,713</b>	<b>3,717</b>	<b>3,719</b>	<b>14,870</b>					
National Capital Region (NCR)					1,144	286	286	286	286	1,144					
Region I - Ilocos					590	147	147	148	148	590					
Region II - Cagayan					780	195	195	195	195	780					
Cordillera Administrative Region					714	180	178	178	178	714					
Region III - Cental Luzon					1,254	315	313	313	313	1,254					
Region IV-A - CALABARZON					1,178	294	294	295	295	1,178					
Region IV-B - MIMAROPA					1,756	439	439	439	439	1,756					
Region V - Bicol					834	210	208	208	208	834					
Region VI - Western Visayas					954	240	238	238	238	954					
Region VII - Central Visayas					765	192	191	191	191	765					
Region VIII - Eastern Visayas					905	226	226	226	227	905					
Region IX - Zamboanga Peninsula					827	207	207	207	206	827					
Region X - Northern Mindanao					711	177	178	178	178	711					
Region XI - Davao					590	147	147	148	148	590					
Region XII - SOCCSKRGEN					601	150	150	150	151	601					
Region XIII - CARAGA					674	168	168	169	169	674					
Autonomous Region in Muslim Mindanao (ARMM)					593	148	148	148	149	593					
<b>III. Operations</b>															
<b>a MFO 1 - Statistical Information and Services</b>	<b>3 01 00 00000</b>														
<b>2. Conduct of household-based surveys</b>	<b>3 01 02 00000</b>				<b>24,635</b>	<b>6,166</b>	<b>6,157</b>	<b>6,157</b>	<b>6,155</b>	<b>24,635</b>					
National Capital Region (NCR)					2,246	561	561	562	562	2,246					
Region I - Ilocos					1,881	471	470	470	470	1,881					
Region II - Cagayan					1,284	321	321	321	321	1,284					
Cordillera Administrative Region					1,151	288	288	288	287	1,151					
Region III - Cental Luzon					2,034	510	508	508	508	2,034					
Region IV-A - CALABARZON					2,039	510	510	510	509	2,039					
Region IV-B - MIMAROPA					66	18	16	16	16	66					
Region V - Bicol					1,612	403	403	403	403	1,612					
Region VI - Western Visayas					2,149	537	537	537	538	2,149					
Region VII - Central Visayas					1,872	468	468	468	468	1,872					
Region VIII - Eastern Visayas					2,154	540	538	538	538	2,154					
Region IX - Zamboanga Peninsula					1,080	270	270	270	270	1,080					

Department : National Economic Development Authority (NEDA)  
 Agency : Philippine Statistics Authority  
 Operating Unit : Central Office  
 Organization Code (UACS) : 24 008 01 00000

PARTICULARS	UACS CODE	Current Year's Obligations RA 10633			Budget Year Obligation Program										
		Actual Jan-Sept. 30	Estimate Oct-Dec.31	Total	TOTAL	COMPREHENSIVE RELEASE					FOR LATER RELEASE (Negative List)				
						Q1	Q2	Q3	Q4	Sub-Total	Q1	Q2	Q3	Q4	Sub-Total
1	2	3	4	5=3+4	6=11+16	7	8	9	10	11=7+8+9+10	12	13	14	15	16=12+13+14+15
Region X - Northern Mindanao					1,017	255	254	254	254	1,017					
Region XI - Davao					1,174	294	294	293	293	1,174					
Region XII - SOCCSKRGEN					1,032	258	258	258	258	1,032					
Region XIII - CARAGA					983	246	246	246	245	983					
Autonomous Region in Muslim Mindanao (ARMM)					861	216	215	215	215	861					
<b>c MFO 3 - Civil Registration Services</b>	<b>3 03 00 00000</b>														
<b>1 Processing and archiving of civil registry documents</b>	<b>3 03 01 00000</b>				<b>2,015</b>	<b>506</b>	<b>505</b>	<b>502</b>	<b>502</b>	<b>2,015</b>					
National Capital Region (NCR)					603	150	151	151	151	603					
Region I - Ilocos					16	4	4	4	4	16					
Region II - Cagayan					34	9	9	8	8	34					
Cordillera Administrative Region					66	17	17	16	16	66					
Region III - Central Luzon					117	30	29	29	29	117					
Region IV-A - CALABARZON					384	96	96	96	96	384					
Region V - Bicol					83	21	21	21	20	83					
Region VI - Western Visayas					83	21	21	21	20	83					
Region VII - Central Visayas					66	17	17	16	16	66					
Region VIII - Eastern Visayas					48	12	12	12	12	48					
Region IX - Zamboanga Peninsula					17	4	4	4	5	17					
Region X - Northern Mindanao					350	87	87	88	88	350					
Region XI - Davao					65	16	16	16	17	65					
Region XII - SOCCSKRGEN					33	9	8	8	8	33					
Region XIII - CARAGA					16	4	4	4	4	16					
Autonomous Region in Muslim Mindanao (ARMM)					34	9	9	8	8	34					
<b>TOTAL, PROGRAM, FY BUDGET</b>					<b>5,037,528</b>	<b>690,924</b>	<b>874,146</b>	<b>2,321,975</b>	<b>1,150,483</b>	<b>5,037,528</b>					
PS					1,051,466	243,509	293,381	237,098	277,478	1,051,466					
MOOE					3,509,770	373,375	507,228	1,905,824	723,343	3,509,770					
FinEx					258	50	70	70	68	258					
CO					476,034	73,990	73,467	178,983	149,594	476,034					
<b>Recapitulation by MFO:</b>					<b>5,037,528</b>	<b>717,383</b>	<b>844,410</b>	<b>2,343,521</b>	<b>1,132,214</b>	<b>5,037,528</b>					
MFO 1 - Statistical Information and Services					4,565,390	612,363.00	736,004.00	2,214,854.00	1,002,169.00	4,565,390					
MFO 2 - Statistical Policy and Coordination Services					149,664	37,230.00	39,387.00	36,207.00	36,840.00	149,664					
MFO 3 - Civil Registration					322,474	67,790	69,019	92,460	93,205	322,474					
<b>CURRENT YEARS OBLIGATIONS (RA 10633)</b>															
<b>A. PROGRAM AND ACTIVITIES</b>															
/ General Administration and Support	1 00 00 00000	370,562	124,873	495,435	-	-	-	-	-	-					
a. General Administration and Supervision	1 00 01 00000														
Central Office															
PS		99,627	38,482	138,109	-	-	-	-	-	-					
MOOE		57,827	12,885	70,712	-	-	-	-	-	-					
FinEx		-	-	-	-	-	-	-	-	-					
CO		-	-	-	-	-	-	-	-	-					
Regional Operations															
PS		116,418	54,452	170,870	-	-	-	-	-	-					
National Capital Region - NCR		7,482	6,162	13,644	-	-	-	-	-	-					
Region I - Ilocos		5,132	2,495	7,627	-	-	-	-	-	-					

Department : National Economic Development Authority (NEDA)  
 Agency : Philippine Statistics Authority  
 Operating Unit : Central Office  
 Organization Code (UACS) : 24 008 01 00000

PARTICULARS	UACS CODE	Current Year's Obligations RA 10633			Budget Year Obligation Pprogram											
		Actual Jan-Sept. 30	Estimate Oct-Dec.31	Total	TOTAL	COMPREHENSIVE RELEASE					FOR LATER RELEASE (Negative List)					
						Q1	Q2	Q3	Q4	Sub-Total	Q1	Q2	Q3	Q4	Sub-Total	
1	2	3	4	5=3+4	6=11+16	7	8	9	10	11=7+8+9+10	12	13	14	15	16=12+13+14+15	
Region II - Cagayan		6,273	3,601	9,874	-											
Cordillera Administrative Region (CAR)		5,654	2,954	8,608	-											
Region III - Central Luzon		9,246	2,632	11,878	-											
Region IV-A - CALABARZON		8,967	3,622	12,589	-											
Region IV-B - MIMAROPA		13,623	5,048	18,671	-											
Region V - Bicol		6,827	4,051	10,878	-											
Region VI - Western Visayas		7,613	3,720	11,333	-											
Region VII - Central Visayas		6,471	1,883	8,354	-											
Region VIII - Eastern Visayas		6,570	2,938	9,508	-											
Region IX - Zamboanga Peninsula		6,206	2,549	8,755	-											
Region X - Northern Mindanao		5,162	3,307	8,469	-											
Region XI - Davao		5,292	1,792	7,084	-											
Region XII - SOCCSKSARGEN		4,872	1,765	6,637	-											
Region XIII - CARAGA		5,979	2,986	8,965	-											
Autonomous Region in Mulim Mindfanao (ARMM)		5,049	2,947	7,996	-											
<b>MOOE</b>		<b>96,690</b>	<b>19,054</b>	<b>115,744</b>	-											
National Capital Region - NCR		10,527	2,895	13,422	-											
Region I - Ilocos		7,275	840	8,115	-											
Region II - Cagayan		3,499	(32)	3,467	-											
Cordillera Administrative Region (CAR)		5,598	1,219	6,817	-											
Region III - Central Luzon		4,894	1,391	6,285	-											
Region IV-A - CALABARZON		7,331	1,093	8,424	-											
Region IV-B - MIMAROPA		4,075	981	5,056	-											
Region V - Bicol		4,766	1,217	5,983	-											
Region VI - Western Visayas		5,694	2,077	7,771	-											
Region VII - Central Visayas		8,243	1,319	9,562	-											
Region VIII - Eastern Visayas		4,702	1,924	6,626	-											
Region IX - Zamboanga Peninsula		4,063	758	4,821	-											
Region X - Northern Mindanao		7,122	722	7,844	-											
Region XI - Davao		6,341	1,849	8,190	-											
Region XII - SOCCSKSARGEN		4,179	1,036	5,215	-											
Region XIII - CARAGA		3,283	922	4,205	-											
Autonomous Region in Mulim Mindfanao (ARMM)		5,098	(1,157)	3,941	-											
<b>CO</b>		-	-	-	-											
Region I - Ilocos					-											
Region II - Cagayan					-											
Cordillera Administrative Region (CAR)					-											
Region V - Bicol					-											
Region VII - Central Visayas					-											
Region IX - Zamboanga Peninsula					-											
Region X - Northern Mindanao					-											
Region XI - Davao					-											
<b>TOTAL GAS</b>		<b>370,562</b>	<b>124,873</b>	<b>495,435</b>	-											
PS		216,045	92,934	308,979	-											
MOOE		154,517	31,939	186,456	-											
FinEx		-	-	-	-											
CO		-	-	-	-											

Department : National Economic Development Authority (NEDA)  
 Agency : Philippine Statistics Authority  
 Operating Unit : Central Office  
 Organization Code (UACS) : 24 008 01 00000

PARTICULARS	UACS CODE	Current Year's Obligations RA-10633			Budget Year Obligation Program										
		Actual Jan-Sept. 30	Estimate Oct-Dec.31	Total 5=3+4	TOTAL 6=11+16	COMPREHENSIVE RELEASE					FOR LATER RELEASE (Negative List)				
						Q1	Q2	Q3	Q4	Sub-Total 11=7+8+9+10	Q1	Q2	Q3	Q4	Sub-Total 16=12+13+14+15
1	2	3	4	5=3+4	6=11+16	7	8	9	10	11=7+8+9+10	12	13	14	15	16=12+13+14+15
<b>II Support to Operations</b>	<b>2 00 00 00000</b>	<b>254,423</b>	<b>73,393</b>	<b>327,816</b>	-	-	-	-	-	-	-	-	-	-	-
a. Provision of management and corporate planning and legal services	2 00 01 00000														
Central Office				-	-										
PS				-	-										
MOOE				-	-										
FinEx				-	-										
CO				-	-										
b. Coordination and formulation of policies on international cooperation in statistics and civil registration	2 00 02 00000														
Central Office				-	-										
PS				-	-										
MOOE				-	-										
FinEx				-	-										
CO				-	-										
c. Development and maintenance of information systems and database	2 00 03 00000														
Central Office				-	-										
PS		205,850	63,691	269,541	-										
MOOE		48,573	9,702	58,275	-										
FinEx				-	-										
CO				-	-										
d. Coordination in the Development of statistical methodologies and survey designs	2 00 04 00000														
Central Office				-	-										
PS				-	-										
MOOE				-	-										
FinEx				-	-										
CO				-	-										
<b>SUB-TOTAL, Support to Operations</b>		<b>254,423</b>	<b>73,393</b>	<b>327,816</b>	-	-	-	-	-	-	-	-	-	-	-
PS		205,850	63,691	269,541	-	-	-	-	-	-	-	-	-	-	-
MOOE		48,573	9,702	58,275	-	-	-	-	-	-	-	-	-	-	-
FinEx				-	-										
CO				-	-										
<b>III Operations</b>	<b>3 00 00 00000</b>	<b>428,971</b>	<b>133,036</b>	<b>562,007</b>	-										
a. MFO 1 - Statistical Information and Services	3 01 00 00000														
1 Conduct of censuses and surveys on the agriculture, fisheries, industry and services sectors	3 01 01 00000														
Central Office															
PS		53,650	19,479	73,129	-										
MOOE		93,004	20,536	113,540	-										
CO		563	437	1,000	-										
Regional Operations															
PS				-	-										
MOOE		33,239	8,761	42,000	-										
National Capital Region - NCR		9,253	2,999	12,252	-										

Department : National Economic Development Authority (NEDA)  
 Agency : Philippine Statistics Authority  
 Operating Unit : Central Office  
 Organization Code (UACS) : 24 008 01 00000

PARTICULARS	UACS CODE	Current Year's Obligations RA 10633			Budget Year Obligation Pprogram											
		Actual Jan-Sept. 30	Estimate Oct-Dec.31	Total 5=3+4	TOTAL 6=11+16	COMPREHENSIVE RELEASE					FOR LATER RELEASE (Negative List)					
						Q1	Q2	Q3	Q4	Sub-Total 11=7+8+9+10	Q1	Q2	Q3	Q4	Sub-Total 16=12+13+14+15	
1	2	3	4	5=3+4	6=11+16	7	8	9	10	11=7+8+9+10	12	13	14	15	16=12+13+14+15	
Region I - Ilocos		1,244	248	1,492	-											
Region II - Cagayan		1,169	211	1,380	-											
Cordillera Administrative Region (CAR)		1,019	241	1,260	-											
Region III - Central Luzon		2,153	512	2,665	-											
Region IV-A - CALABARZON		2,427	635	3,062	-											
Region IV-B - MIMAROPA		1,218	224	1,442	-											
Region V - Bicol		1,669	486	2,155	-											
Region VI - Western Visayas		1,780	412	2,192	-											
Region VII - Central Visayas		2,157	583	2,740	-											
Region VIII - Eastern Visayas		1,726	478	2,204	-											
Region IX - Zamboanga Peninsula		1,089	269	1,358	-											
Region X - Northern Mindanao		1,798	449	2,247	-											
Region XI - Davao		1,242	308	1,550	-											
Region XII - SOCCSKSARGEN		836	153	989	-											
Region XIII - CARAGA		1,364	329	1,693	-											
Autonomous Region in Mulim Mindfanao (ARMM)		1,095	224	1,319	-											
<b>2 Conduct of household-based surveys</b>	<b>3 01 02 00000</b>															
Central Office																
PS		22,554	1,877	24,431	-											
MOOE		8,765	2,813	11,578	-											
CO					-											
Regional Operations																
PS		<b>186,875</b>	<b>70,919</b>	<b>257,594</b>	-											0
Natioal Capital Region - NCR		15,220	10,492	25,712	-											
Region I - Ilocos		14,414	4,121	18,535	-											
Region II - Cagayan		9,301	4,612	13,913	-											
Cordillera Administrative Region (CAR)		8,978	2,219	11,197	-											
Region III - Central Luzon		15,289	5,053	20,342	-											
Region IV-A - CALABARZON		16,581	4,679	21,260	-											
Region IV-B - MIMAROPA		1,722	(773)	949	-											
Region V - Bicol		12,090	5,880	17,970	-											
Region VI - Western Visayas		16,060	6,650	22,710	-											
Region VII - Central Visayas		14,571	4,386	18,957	-											
Region VIII - Eastern Visayas		16,684	6,557	23,241	-											
Region IX - Zamboanga Peninsula		7,926	2,891	10,817	-											
Region X - Northern Mindanao		8,299	2,621	10,920	-											
Region XI - Davao		8,228	2,316	10,544	-											
Region XII - SOCCSKSARGEN		8,652	2,488	11,140	-											
Region XIII - CARAGA		6,487	3,070	9,557	-											
Autonomous Region in Mulim Mindfanao (ARMM)		6,173	3,657	9,830	-											
MOOE		<b>30,521</b>	<b>8,214</b>	<b>38,735</b>	-											
Natioal Capital Region - NCR		2,313	190	2,503	-											
Region I - Ilocos		1,796	399	2,195	-											
Region II - Cagayan		1,708	341	2,049	-											
Cordillera Administrative Region (CAR)		1,495	325	1,820	-											
Region III - Central Luzon		2,497	480	2,977	-											
Region IV-A - CALABARZON		3,289	697	3,986	-											
Region IV-B - MIMAROPA		1,816	513	2,329	-											

Department : National Economic Development Authority (NEDA)  
 Agency : Philippine Statistics Authority  
 Operating Unit : Central Office  
 Organization Code (UACS) : 24 008 01 00000

PARTICULARS	UACS CODE	Current Year's Obligations RA 10633			Budget Year Obligation Pprogram											
		Actual Jan-Sept. 30	Estimate Oct-Dec.31	Total 5=3+4	TOTAL 6=11+16	COMPREHENSIVE RELEASE					FOR LATER RELEASE (Negative List)					
						Q1	Q2	Q3	Q4	Sub-Total 11=7+8+9+10	Q1	Q2	Q3	Q4	Sub-Total 16=12+13+14+15	
1	2	3	4	5=3+4	6=11+16	7	8	9	10	11=7+8+9+10	12	13	14	15	16=12+13+14+15	
Region V - Bicol		2,029	436	2,465	-											
Region VI - Western Visayas		1,939	411	2,350	-											
Region VII - Central Visayas		1,961	555	2,516	-											
Region VIII - Eastern Visayas		655	1,466	2,121	-											
Region IX - Zamboanga Peninsula		1,483	552	2,035	-											
Region X - Northern Mindanao		1,521	417	1,938	-											
Region XI - Davao		1,474	343	1,817	-											
Region XII - SOCCSKSARGEN		1,495	362	1,857	-											
Region XIII - CARAGA		1,428	238	1,666	-											
Autonomous Region in Mulim Mindfanao (ARMM)		1,622	489	2,111	-											
<b>3 Generation/compilation of administrative-based statistics Central Office</b>	<b>3 01 03 00000</b>															
PS					-											
MOOE					-											
CO					-											
<b>TOTAL MFO 1</b>		<b>428,971</b>	<b>133,036</b>	<b>562,007</b>	<b>-</b>											
PS		262,879	92,275	355,154	-											
MOOE		165,529	40,324	205,853	-											
CO		563	437	1,000	-											
<b>b MFO 2 - Statistical Policy and Coordination Services</b>	<b>3 02 00 00000</b>															
<b>1 Statistical planning, programming, budgeting, monitoring monitoring and evaluation'</b>	<b>3 02 01 00000</b>															
<b>Central Office</b>																
PS					-											
MOOE					-											
FinEx					-											
CO					-											
<b>2 Development and improvement of statistical and standards</b>	<b>3 02 02 00000</b>															
<b>Central Office</b>																
PS					-											
MOOE					-											
FinEx					-											
CO					-											
<b>3 Coordination of statistical activities at the national and local levels</b>																
<b>Central Office</b>																
PS					-											
MOOE					-											
FinEx					-											
CO					-											

Department : National Economic Development Authority (NEDA)  
 Agency : Philippine Statistics Authority  
 Operating Unit : Central Office  
 Organization Code (UACS) : 24 008 01 00000

PARTICULARS	UACS CODE	Current Year's Obligations RA 10633			Budget Year Obligation Pprogram											
		Actual Jan-Sept. 30	Estimate Oct-Dec.31	Total	TOTAL	COMPREHENSIVE RELEASE					FOR LATER RELEASE (Negative List)					
						Q1	Q2	Q3	Q4	Sub-Total	Q1	Q2	Q3	Q4	Sub-Total	
1	2	3	4	5=3+4	6=11+16	7	8	9	10	11=7+8+9+10	12	13	14	15	16=12+13+14+15	
<b>Regional Operations</b>																
PS																
<b>MOOE</b>																
Natioal Capital Region - NCR																
Region I - Ilocos																
Region II - Cagayan																
Cordillera Administrative Region (CAR)																
Region III - Central Luzon																
Region IV-A - CALABARZON																
Region IV-B - MIMAROPA																
Region V - Bicol																
Region VI - Western Visayas																
Region VII - Central Visayas																
Region VIII - Eastern Visayas																
Region IX - Zamboanga Peninsula																
Region X - Northern Mindanao																
Region XI - Davao																
Region XII - SOCCSKSARGEN																
Region XIII - CARAGA																
Autonomous Region in Mulim Mindfanao (ARMM)																
<b>TOTAL MFO 2</b>																
PS																
MOOE																
FinEx																
CO																
<b>c. MFO 3 - Civil Registration Services</b>	<b>3 03 00 00000</b>															
<b>1 Processing and archiving of civil registry documents</b>	<b>3 03 01 00000</b>															
<b>Central Office</b>																
PS		7,844	2,114	9,958												
MOOE		16,830	33,311	50,141												
FinEx																
CO																
<b>Regional Operations</b>																
<b>PS</b>		<b>18,889</b>	<b>6,821</b>	<b>25,710</b>												
Natioal Capital Region - NCR		6,139	2,280	8,419												
Region I - Ilocos		468	95	563												
Region II - Cagayan		285	99	384												
Cordillera Administrative Region (CAR)		689	247	936												
Region III - Central Luzon		992	342	1,334												
Region IV-A - CALABARZON		2,769	1,014	3,783												
Region IV-B - MIMAROPA																
Region V - Bicol		838	300	1,138												
Region VI - Western Visayas		836	298	1,134												
Region VII - Central Visayas		557	192	749												
Region VIII - Eastern Visayas		555	199	754												
Region IX - Zamboanga Peninsula		139	51	190												
Region X - Northern Mindanao		2,840	1,039	3,879												
Region XI - Davao		539	211	750												



Department : National Economic Development Authority (NEDA)  
 Agency : Philippine Statistics Authority  
 Operating Unit : Central Office  
 Organization Code (UACS) : 24 008 01 00000

PARTICULARS	UACS CODE	Current Year's Obligations RA 10633			Budget Year Obligation Pprogram											
		Actual Jan-Sept. 30	Estimate- Oct-Dec.31	Total 5=3+4	TOTAL 6=11+16	COMPREHENSIVE RELEASE					FOR LATER RELEASE (Negative List)					
						Q1	Q2	Q3	Q4	Sub-Total 11=7+8+9+10	Q1	Q2	Q3	Q4	Sub-Total 16=12+13+14+15	
1	2	3	4	5=3+4	6=11+16	7	8	9	10	11=7+8+9+10	12	13	14	15	16=12+13+14+15	
Region XII - SOCCSKSARGEN		410	151	561	-											
Region XIII - CARAGA		553	197	750	-											
Autonomous Region in Mulim Mindfanao (ARMM)		280	106	386	-											
<b>MOOE</b>		<b>6,339</b>	-	<b>6,339</b>	-											
Natioal Capital Region - NCR		577	421	998	-											
Region I - Ilocos		513	(42)	471	-											
Region II - Cagayan		255	35	290	-											
Cordillera Administrative Region (CAR)		273	59	332	-											
Region III - Central Luzon		542	(82)	460	-											
Region IV-A - CALABARZON		494	25	519	-											
Region IV-B - MIMAROPA		519	(214)	305	-											
Region V - Bicol		343	(46)	297	-											
Region VI - Western Visayas		462	(145)	317	-											
Region VII - Central Visayas		417	(16)	401	-											
Region VIII - Eastern Visayas		361	(77)	284	-											
Region IX - Zamboanga Peninsula		269	(36)	233	-											
Region X - Northern Mindanao		423	(112)	311	-											
Region XI - Davao		178	60	238	-											
Region XII - SOCCSKSARGEN		167	41	208	-											
Region XIII - CARAGA		278	150	428	-											
Autonomous Region in Mulim Mindfanao (ARMM)		268	(21)	247	-											
<b>2 Issuance of civil registrtrion certifications/authenticacions of documents</b>	<b>3 03 02 00000</b>															
<b>Central Office</b>																
PS		17,804	5,560	23,364	-											
MOOE		16,966	38,558	55,524	-											
FinEx					-											
CO					-											
<b>3 Technical supervision over locl civil registrars</b>	<b>3 03 03 00000</b>															
<b>Central Office</b>																
PS					-											
MOOE					-											
FinEx					-											
CO					-											
<b>TOTAL MFO 3</b>		<b>84,672</b>	<b>86,364</b>	<b>171,036</b>	-											
PS		44,537	14,495	59,032	-											
MOOE		40,135	71,869	112,004	-											
CO					-											
<b>SUB-TOTAL, OPERATIONS</b>		<b>513,843</b>	<b>219,400</b>	<b>733,043</b>	-											
PS		307,416	106,770	414,186	-											
MOOE		205,664	112,193	317,857	-											
FinEx					-											
CO		563	437	1,000	-											
<b>TOTAL PROGRAM &amp; ACTIVITIES</b>		<b>1,138,628</b>	<b>417,666</b>	<b>1,556,294</b>	-											
PS		729,311	263,395	992,706	-											
MOOE		408,754	153,834	562,588	-											
FinEx					-											
CO		563	437	1,000	-											

Department : National Economic Development Authority (NEDA)  
 Agency : Philippine Statistics Authority  
 Operating Unit : Central Office  
 Organization Code (UACS) : 24 008 01 00000

PARTICULARS	UACS CODE	Current Year's Obligations RA 10633			Budget Year Obligation Program										
		Actual Jan-Sept. 30	Estimate Oct-Dec.31	Total	TOTAL	COMPREHENSIVE RELEASE					FOR LATER RELEASE (Negative List)				
						Q1	Q2	Q3	Q4	Sub-Total	Q1	Q2	Q3	Q4	Sub-Total
1	2	3	4	5=3+4	6=11+16	7	8	9	10	11=7+8+9+10	12	13	14	15	16=12+13+14+15
<b>B. PROJECTS</b>															
1 Locally Funded	4 00 00 00000														
Economic Affairs	4 07 01 00000														
j. 2015 Census of Population (CP)	4 07 01 00001														
Central Office															
PS															
MOOE		88,918	39,519	128,437	341,728	100,000	100,000	141,728		341,728					
FinEx															
CO															
a. 2012 Census of Philipiner Business and Industry (CPBI)	4 07 01 00002														
Central Office															
PS															
MOOE		6,465	3,592	10,057	15,806		15,806			15,806					
FinEx															
CO															
f. 2013 Annual Survey of Philippine Business and Industry (ASPBI)	4 07 01 00003														
Central Office															
PS															
MOOE		45,542	25,301	70,843	41,857	21,000	20,857			41,857					
FinEx															
CO															
i. Development of the Subnational Statistical System Towards Inclusive Growth	4 07 01 00005														
Central Office															
PS															
MOOE															
FinEx															
CO															
Agriculture & Fisheries	4 07 02 00000														
b. 2012 Census of Agriculture and Fisheries (CAF)	4 07 02 00001														
Central Office															
PS															
MOOE		113,101	82,112	195,213	324,238	124,238	100,000	100,000		324,238					
FinEx															
CO															
General Public Service	4 10 01 00000														
c. Unified Multi-Purpose ID (UMID) System-Central Verification and Enrolment Agency Component (CVEA)	4 10 01 00001														
Central Office															
PS															
MOOE		216	120	336	6,448		6,448			6,448					
FinEx															
CO															
Environmental and Natural Resources	4 13 02 00000														
n. Establishment of Philippine Economic-Environmental and Natural Resources Accounts (PEENRA) unit towards the compilation of Green GDP of the Phils.	4 13 02 00001														
Central Office															
PS															

Department : National Economic Development Authority (NEDA)  
 Agency : Philippine Statistics Authority  
 Operating Unit : Central Office  
 Organization Code (UACS) : 24-008 01 00000

PARTICULARS	UACS CODE	Current Year's Obligations RA 10633			Budget Year Obligation Program											
		Actual Jan-Sept. 30	Estimate Oct-Dec.31	Total	TOTAL	COMPREHENSIVE RELEASE					FOR LATER RELEASE (Negative List)					
						Q1	Q2	Q3	Q4	Sub-Total	Q1	Q2	Q3	Q4	Sub-Total	
1	2	3	4	5=3+4	6=11+16	7	8	9	10	11=7+8+9+10	12	13	14	15	16=12+13+14+15	
MOOE					-											
FinEx					-											
CO					-											
<b>Information and Communication Technology</b>	<b>4 13 06 00000</b>				-											
d. Annual Survey of Information and Communication Technology (SICT)	4 13 06 00001				-											
Ce Central Office					-											
PS					-											
MOOE		14,914	8,285	23,199	28,403	15,000	13,403			28,403						
FinEx					-											
CO					-											
<b>Poverty Reduction</b>	<b>4 14 08 00000</b>				-											
e. Family Income and Expenditures Survey (2015 FIES)	4 14 08 00001				-											
Central Office					-											
PS					-											
MOOE		89	60	149	5,812	5,812	-			5,812						
FinEx					-											
CO					-											
g. 2014 Annual Poverty Indicator Survey (APIS)	4 14 08 00002				-											
Central Office					-											
PS					-											
MOOE		40,717	18,097	58,814	109,808	75,000	34,808			109,808						
FinEx					-											
CO					-											
h. 2013 Functional Literacy, Education and Mass Media Survey (FLEMMS)	4 14 08 00003				-											
Central Office					-											
PS					-											
MOOE			130	130												
FinEx					-											
CO					-											
i. 2013 National Demographic and Health Survey (NDHS) Survey (FLEMMS)	4 14 08 00004				-											
Central Office					-											
PS					-											
MOOE		405	1,685	2,090												
FinEx					-											
CO					-											
m. Conduct of Regional Statistical Capacity Building and Dissemination/Advocay Forum on the 2012 Small Area Estimates of Poverty	4 14 08 00005				-											
Central Office					-											
PS					-											
MOOE					-											
FinEx					-											
CO					-											
<b>Total Projects-Locally Funded</b>		310,367	178,901	489,268	874,100	341,050	291,322	241,728	-	874,100						
PS					-											
MOOE		310,367	178,901	489,268	874,100	341,050	291,322	241,728	-	874,100						
FinEx					-											
CO					-											

Department : National Economic Development Authority (NEDA)  
 Agency : Philippine Statistics Authority  
 Operating Unit : Central Office  
 Organization Code (UACS) : 24 008 01 00000

PARTICULARS	UACS CODE	Current Year's Obligations RA 10633			Budget Year Obligation Pprogram										
		Actual Jan-Sept. 30	Estimate Oct-Dec.31	Total 5=3+4	TOTAL 6=11+16	COMPREHENSIVE RELEASE					FOR LATER RELEASE (Negative List)				
						Q1	Q2	Q3	Q4	Sub-Total 11=7+8+9+10	Q1	Q2	Q3	Q4	Sub-Total 16=12+13+14+15
1	2	3	4	5=3+4	6=11+16	7	8	9	10	11=7+8+9+10	12	13	14	15	16=12+13+14+15
<b>TOTAL, PROGRAM, FY BUDGET</b>		1,448,995	596,567	2,045,562	874,100	341,050	291,322	241,728	-	874,100					
PS		729,311	263,395	992,706	-	-	-	-	-	-					
MOQE		719,121	332,735	1,051,856	874,100	341,050	291,322	241,728	-	874,100					
FinEx		-	-	-	-	-	-	-	-	-					
CO		563	437	1,000	-	-	-	-	-	-					
<b>II Automatic Appropriation</b>	<b>1 04 102</b>	59,279	24,633	83,912	-	-	-	-	-	-					
<b>Central Office</b>		28,305	13,401	41,706	-	-	-	-	-	-					
<b>I General Administration and Support</b>															
a. General Administration and Support Services	1 00 01 00000	4,222	1,699	5,921	-	-	-	-	-	-					
<b>II Support to Operation</b>															
a. Development and maintenance of information systems and database	2 00 03 00000	17,009	8,674	25,683	-	-	-	-	-	-					
<b>III. Operations</b>															
a <b>MFO 1 - Statistical Information and Services</b>	<b>3 01 00 00000</b>	5,035	2,146	7,181	-	-	-	-	-	-					
1 Conduct of censuses and surveys on the agriculture fisheries, industry and services sectors	3 01 01 00000	3,355	1,508	4,863	-	-	-	-	-	-					
2 Conduct of household-based surveys industry sectors and generation of economic statistics	3 01 02 00000	1,680	638	2,318	-	-	-	-	-	-					
b <b>MFO 2 - Statistical Policy and Coordination Services</b>	<b>3 02 00 00000</b>	-	-	-	-	-	-	-	-	-					
1 Statistical planning, programming, budgeting, monitoring and evaluation.	3 02 01 00000	-	-	-	-	-	-	-	-	-					
2 Development and improvement of statistical and standards	3 02 02 00000	-	-	-	-	-	-	-	-	-					
3 Coordination of statistical activities at the national and local levels	3 02 03 00000	-	-	-	-	-	-	-	-	-					
c <b>MFO 3- Civil Registration Services</b>	<b>3 03 00 00000</b>	2,039	882	2,921	-	-	-	-	-	-					
1 Processing and archiving of civil registry documents	3 03 01 00000	770	105	875	-	-	-	-	-	-					
2 Issuance of civil registrtrion certifications/authentications of documents.	3 03 02 00000	1,269	777	2,046	-	-	-	-	-	-					
<b>Regional Operations</b>		30,974	11,232	42,206	-	-	-	-	-	-					
<b>I General Administration and Support</b>															
a. General Administration and Support Services	1 00 01 00000	11,058	4,372	15,430	-	-	-	-	-	-					
National Capital Region (NCR)		696	501	1,197	-	-	-	-	-	-					
Region I - Ilocos		475	216	691	-	-	-	-	-	-					
Region II - Cagayan		581	309	890	-	-	-	-	-	-					
Cordillera Administrative Region		528	244	772	-	-	-	-	-	-					
Region III - Cental Luzon		893	187	1,080	-	-	-	-	-	-					
Region IV-A - CALABARZON		900	273	1,173	-	-	-	-	-	-					
Region IV-B - MIMAROPA		1,298	436	1,734	-	-	-	-	-	-					
Region V - Bicol		648	322	970	-	-	-	-	-	-					
Region VI - Western Visayas		728	291	1,019	-	-	-	-	-	-					


Department : National Economic Development Authority (NEDA)  
 Agency : Philippine Statistics Authority  
 Operating Unit : Central Office  
 Organization Code (UACS) : 24-008 01 00000

PARTICULARS	UACS CODE	Current Year's Obligations RA 10633			Budget Year Obligation Pprogram											
		Actual Jan-Sept. 30	Estimate Oct-Dec.31	Total	TOTAL	COMPREHENSIVE RELEASE					FOR LATER RELEASE (Negative List)					
						Q1	Q2	Q3	Q4	Sub-Total	Q1	Q2	Q3	Q4	Sub-Total	
1	2	3	4	5=3+4	6=11+16	7	8	9	10	11=7+8+9+10	12	13	14	15	16=12+13+14+15	
Region VII - Central Visayas		619	134	753	-											
Region VIII - Eastern Visayas		621	233	854	-											
Region IX - Zamboanga Peninsula		569	207	776	-											
Region X - Northern Mindanao		491	266	757	-											
Region XI - Davao		496	144	640	-											
Region XII - SOCCSKRGEN		459	140	599	-											
Region XIII - CARAGA		574	233	807	-											
Autonomous Region in Muslim Mindanao (ARMM)		482	236	718	-											
<b>III. Operations</b>																
a MFO 1 - Statistical Information and Services	3 01 00 00000															
2. Conduct of household-based surveys	3 01 02 00000	18,187	6,277	24,464	-											
National Capital Region (NCR)		1,472	940	2,412	-											
Region I - Ilocos		1,414	356	1,770	-											
Region II - Cagayan		904	424	1,328	-											
Cordillera Administrative Region		888	185	1,073	-											
Region III - Central Luzon		1,489	449	1,938	-											
Region IV-A - CALABARZON		1,576	395	1,971	-											
Region IV-B - MIMAROPA		178	(95)	83	-											
Region V - Bicol		1,180	536	1,716	-											
Region VI - Western Visayas		1,565	602	2,167	-											
Region VII - Central Visayas		1,429	374	1,803	-											
Region VIII - Eastern Visayas		1,627	581	2,208	-											
Region IX - Zamboanga Peninsula		774	257	1,031	-											
Region X - Northern Mindanao		808	234	1,042	-											
Region XI - Davao		807	203	1,010	-											
Region XII - SOCCSKRGEN		847	211	1,058	-											
Region XIII - CARAGA		631	283	914	-											
Autonomous Region in Muslim Mindanao (ARMM)		598	342	940	-											
c MFO 3 - Civil Registration Services	3 03 00 00000															
1 Processing and archiving of civil registry documents	3 03 01 00000	1,729	583	2,312	-											
National Capital Region (NCR)		570	191	761	-											
Region I - Ilocos		34	15	49	-											
Region II - Cagayan		25	9	34	-											
Cordillera Administrative Region		61	20	81	-											
Region III - Central Luzon		89	27	116	-											
Region IV-A - CALABARZON		265	90	355	-											
Region V - Bicol		75	24	99	-											
Region VI - Western Visayas		74	25	99	-											
Region VII - Central Visayas		49	16	65	-											
Region VIII - Eastern Visayas		49	17	66	-											
Region IX - Zamboanga Peninsula		12	5	17	-											
Region X - Northern Mindanao		267	90	357	-											
Region XI - Davao		49	16	65	-											
Region XII - SOCCSKRGEN		36	13	49	-											
Region XIII - CARAGA		49	16	65	-											
Autonomous Region in Muslim Mindanao (ARMM)		25	9	34	-											


Department : National Economic Development Authority (NEDA)  
 Agency : Philippine Statistics Authority  
 Operating Unit : Central Office  
 Organization Code (UACS) : 24 008-01 00000

PARTICULARS	UACS CODE	Current Year's Obligations RA 10633			Budget Year Obligation Pprogram												
		Actual Jan-Sept. 30	Estimate Oct-Dec.31	Total 5=3+4	TOTAL 6=11+16	COMPREHENSIVE RELEASE					FOR LATER RELEASE (Negative List)						
						Q1	Q2	Q3	Q4	Sub-Total 11=7+8+9+10	Q1	Q2	Q3	Q4	Sub-Total 16=12+13+14+15		
<b>SPECIAL PURPOSE FUNDS</b>																	
Miscellaneous Personnel Benefits Fund																	
Terminal Leave Benefits	50104990 00	12,158	3,894	16,052													
<b>TOTAL, PROGRAM, CONTINUING APPROPRIATION</b>		<b>1,520,432</b>	<b>625,094</b>	<b>2,145,526</b>	<b>874,100</b>	<b>341,050</b>	<b>291,322</b>	<b>241,728</b>	<b>-</b>	<b>874,100</b>							
PS		800,748	291,922	1,092,670	-	-	-	-	-	-							
MOOE		719,121	332,735	1,051,856	874,100	341,050	291,322	241,728	-	874,100							
FinEx		-	-	-	-	-	-	-	-	-							
CO		563	437	1,000	-	-	-	-	-	-							
<b>Recapitulation by MFO:</b>		<b>1,520,432</b>	<b>625,094</b>	<b>2,145,526</b>	<b>874,100</b>	<b>341,050</b>	<b>291,322</b>	<b>241,728</b>	<b>-</b>	<b>874,100</b>	<b>-</b>	<b>-</b>	<b>-</b>	<b>-</b>	<b>-</b>	<b>-</b>	<b>-</b>
MFO 1 - Statistical Information and Services		1,253,313	320,240	1,573,553	867,652	341,050	284,874	241,728	-	867,652	-	-	-	-	-	-	-
MFO 2 - Statistical Policy and Coordination Services		-	-	-	-	-	-	-	-	-	-	-	-	-	-	-	-
MFO 3 - Civil Registration		267,119	304,854	571,973	6,448	-	6,448	-	-	6,448	-	-	-	-	-	-	-
<b>TOTAL PSA CURRENT</b>																	


Prepared by:

  
 NENITA D. MONTEJAR  
 Chief, Budget Division  
 Date: \_\_\_\_\_

Prepared by:

  
 FLOR A. CANDELARIA  
 Chief Accountant  
 Date: \_\_\_\_\_

Approved by:

  
 ATTY. MARIBETH C. PILAMPINAS  
 Interim Deputy Assistant Statistician  
 Date: \_\_\_\_\_