

Juan Miguel
9/4/15

FY 2015 MONTHLY DISBURSEMENT PROGRAM (REVISED)
(In Thousand Pesos)

Department : National Economic and Development Authority
 Agency : Philippine Statistics Authority (PSA)
 Operating Unit : Central Office
 Organizational Code (UACS) : 24 008 01 00000

PARTICULARS	UACS CODE	TOTAL PROGRA M	TAX REM. ADVICE (TRA)	PROGRA M NET OF TRA	QUARTER 1				QUARTER 2				QUARTER 3				QUARTER 4				Full Year	
					JAN	FEB	MAR	TOTAL	APR	MAY	JUN	TOTAL	JUL	AUG	SEPT	TOTAL	OCT	NOV	DEC	TOTAL	TOTAL	
					12	13=10+11+12	14	15	16	17=14+15+16	18	19	20	21=18+19+20	22=9+13+17+21							
PART A																						
I. NOTICE OF CASH ALLOCATION																						
A. FISCAL Year (FY) Budget New GAA																						
Comprehensive Release																						
Specific Budget for National Government Agencies (Program and Locally Funded Projects)	1 01 101																					
1 General Administration and Support	1 00 00 00000	1,064,624	58,338	1,006,286	31,126	38,838	50,320	120,284	42,809	51,308	48,498	142,615	43,394	70,199	139,166	221,029	236,210	154,786	131,362	522,358	1,006,286	
a. General Administration and Support Services	1 00 01 00000																					
PS		263,314	18,274	245,040	18,141	17,812	24,432	60,384	21,070	25,336	19,411	65,817	20,929	47,564	18,202	54,964	18,142	27,717	18,016	63,875	245,040	
MOOE		580,990	29,050	551,941	12,985	21,027	23,183	57,195	21,737	25,327	27,196	74,260	21,389	21,165	70,459	113,013	132,549	94,314	80,610	307,473	551,942	
FinExp		22	-	22	0	0	0	0	2	0	0	2	0	0	5	-5	5	5	5	5	15	22
CO		220,298	11,015	209,283	0	0	2,705	2,705	0	645	1,891	2,536	1,077	1,470	50,500	53,046	85,514	32,750	32,731	150,995	209,283	
ii. Support to Operations	2 00 00 00000																					
1 Provision of management and corporate planning and legal services	2 00 01 00000																					
MOOE		2,024	101	1,923			178	178	424	103	205	732	147	184	133	464	275	133	141	549	1,923	
2 Coordination and formulation of policies on intern'l. cooperation in statistics and civil registration	2 00 02 00000																					
MOOE		1,764	88	1,676	1			1		70	19	89	14	185	251	450	521	364	250	1,135	1,676	
3 Development and maintenance of information systems and database	2 00 03 00000																					
PS		269,859	21,589	248,270	15,750	16,141	20,936	52,826	19,440	23,378	17,099	59,917	16,364	16,087	23,460	55,911	23,083	33,469	23,064	79,616	248,270	
MOOE		74,474	3,724	70,750	3,153	3,946	5,837	12,936	5,052	5,014	4,882	14,948	3,973	2,430	8,318	14,721	11,513	8,316	8,316	28,145	70,750	
FinExp		128	-	128	0	0	0	0	0	0	0	0	0	0	0	0	44	42	42	128	128	
CO		40,841	2,042	38,799	0	0	0	0	0	0	0	0	424	0	9,699	10,123	12,902	12,574	3,200	28,676	38,799	
4 Coordination in the Development of statistical methodologies and survey designs	2 00 04 00000																					
MOOE		3,031	152	2,879				0		0	28	28	0	1	476	477	1,553	410	411	2,374	2,879	
SUB-TOTAL, Support to Operations		392,121	27,696	364,425	18,904	20,087	26,951	65,941	24,915	28,565	22,233	75,714	20,922	18,887	42,337	82,146	49,891	55,308	35,424	140,623	364,425	
PS		269,859	21,589	248,270	15,750	16,141	20,936	52,826	19,440	23,378	17,099	59,917	16,364	16,087	23,460	55,911	23,083	33,469	23,064	79,616	248,270	
MOOE		81,293	4,065	77,228	3,154	3,946	6,015	13,115	5,476	5,187	5,134	15,797	4,134	2,800	9,178	16,112	13,862	9,223	9,118	32,203	77,227	
FinExp		128	-	128	0	0	0	0	0	0	0	0	0	0	0	0	44	42	42	128	128	
CO		40,841	2,042	38,799	0	0	0	0	0	0	0	0	424	0	9,699	10,123	12,902	12,574	3,200	28,676	38,799	

FY 2015 MONTHLY DISBURSEMENT PROGRAM (REVISED)
(In Thousand Pesos)

Departmenty : National Economic and Development Authority
 Agency : Philippine Statistics Authority (PSA)
 Operating Unit : Central Office
 Organizational Code (UACS) : 24 008 01 00000

PARTICULARS	UACS CODE	TOTAL PROGRA M	TAX REM. ADVICE (TRA)	PROGRA M NET OF TRA	QUARTER 1				QUARTER 2				QUARTER 3			QUARTER 4				Full Year TOTAL		
					JAN	FEB	MAR	TOTAL	APR	MAY	JUN	TOTAL	JUL	AUG	SEPT	TOTAL	OCT	NOV	DEC		TOTAL	
												12=10+11+12	14	15	16	17=14+15+16	18	19	20		21=18+19+20	22=9+13+17+21
III. Operations	3 00 00 00000	810,557	53,153	757,404							44,551	165,296	40,470	45,749	62,016	148,948	109,159	96,240	74,750	280,149	757,404	
a MFO 1 - Statistical Information and Services	3 01 00 00000																					
1 Conduct of censuses and surveys on the agricultural, fisheries, industry and services sectors	3 01 01 00000																					
PS		48,657	3,893	44,764	4,299	4,031	5,383	13,713	6,778	4,455	4,302	15,535	5,143	3,871	3,871	12,885	2,630	0	0	2,630	44,764	
MOOE		145,428	7,271	138,157	3,629	8,470	11,074	23,173	8,906	907	6,505	16,319	2,143	8,702	9,884	20,730	33,885	22,025	22,025	77,935	138,157	
CO		21,858	1,093	20,765				0	40	0	0	40	0	87	2,570	2,657	10,363	5,135	2,570	18,068	20,765	
2 Conduct of household-based surveys	3 01 02 00000																					
PS		285,247	22,821	262,426	19,522	19,518	25,512	64,552	20,487	29,437	19,521	69,446	19,527	19,579	19,193	58,299	18,992	32,146	18,992	70,130	262,426	
MOOE		80,509	4,026	76,483	14,161	1,411	1,407	16,979	15,518	1,028	865	17,412	587	764	9,000	10,350	13,737	9,002	9,003	31,742	76,483	
3 Generation/compilation of administrative-based statistics	3 01 03 00000																					
MOOE		3,374	169	3,205			22	22		0	0	0	0	0	547	547	1,542	547	547	2,636	3,205	
TOTAL-MFO 1		585,073	39,273	545,800	41,611	33,430	43,398	118,440	51,730	35,828	31,194	118,752	27,400	33,003	45,065	105,468	81,149	68,855	53,137	203,141	545,800	
PS		333,904	26,714	307,190	23,822	23,548	30,895	78,265	27,265	33,892	23,823	84,981	24,670	23,450	23,064	71,184	21,622	32,146	18,992	72,760	307,190	
MOOE		229,311	11,466	217,845	17,790	9,881	12,503	40,174	24,424	1,935	7,371	33,731	2,730	9,466	19,431	31,627	49,164	31,574	31,575	112,313	217,845	
FinExp				0	0	0	0	0	0	0	0	0	0	0	0	0	0	0	0	0	0	
CO		21,858	1,093	20,765	0	0	0	0	40	0	0	40	0	87	2,570	2,657	10,363	5,135	2,570	18,068	20,765	
b MFO 2 - Statistical Policy and Coordination Services	3 02 00 00000																					
1 Statistical planning, programming, budgeting monitoring and evaluation.	3 02 01 00000																					
PS		15,017	1,201	13,816	1,147	889	1,167	3,203	1,075	1,032	967	3,255	734	976	1,212	3,635	1,212	1,300	1,211	3,723	13,816	
MOOE		10,795	540	10,255	524	528	496	1,548	699	543	255	1,497	480	867	892	2,239	2,096	1,494	1,380	4,970	10,255	
CO		3,298	165	3,133				0	0	0	0	0	0	0	0	0	1,567	1,200	366	3,133	3,133	
2 Development and improvement of statistical and standards	3 02 02 00000																					
PS		15,161	1,213	13,948	1,526	1,308	1,476	4,310	2,293	1,563	401	4,258	-351	401	401	452	1,218	2,493	1,217	4,928	13,948	
MOOE		6,947	347	6,600	870	649	419	1,938	688	612	345	1,645	555	534	438	1,527	507	615	368	1,490	6,600	
CO		1,160	58	1,102				0			0	0	0	0	0	0	551	400	151	1,102	1,102	

FY 2015 MONTHLY DISBURSEMENT PROGRAM (REVISED)
(In Thousand Pesos)

Departmenty : National Economic and Development Authority
 Agency : Philippine Statistics Authority (PSA)
 Operating Unit : Central Office
 Organizational Code (UACS) : 24 008 01 00000

PARTICULARS	UACS CODE	TOTAL PROGRA M	TAX REM. ADVISE (TRA)	PROGRA M NET OF TRA	QUARTER 1				QUARTER 2				QUARTER 3				QUARTER 4				Full Year
					JAN	FEB	MAR	TOTAL	APR	MAY	JUN	TOTAL	JUL	AUG	SEPT	TOTAL	OCT	NOV	DEC	TOTAL	TOTAL
								13=10+11+12				14	15	16	17=14+15+16	18	19	20	21=18+19+20	22=9+13+17+21	
3 Coordination of statistical activities at the national and local levels	3 02 03 00000																				
PS		5,500	440	5,060	812	379	463	1,654	379	579	379	1,338	-53	379	388	714	388	577	388	1,353	5,060
MOOE		9,380	469	8,911	409	450	395	1,254	447	356	329	1,132	770	311	696	1,777	2,065	1,395	1,288	4,748	8,911
FinExp		48	-	48				0		0	0	0	0	0	0	0	22	13	13	48	48
TOTAL MFO 2		67,306	4,433	62,873	5,288	4,203	4,417	13,909	5,582	-4,686	2,676	13,125	2,135	3,469	4,027	10,344	9,626	9,487	6,382	25,495	62,873
PS		35,678	2,854	32,824	3,485	2,576	3,106	9,168	3,748	3,175	1,747	8,851	330	1,757	2,001	4,801	2,818	4,370	2,816	10,004	32,824
MOOE		27,122	1,356	25,766	1,803	1,627	1,310	4,741	1,834	1,511	929	4,274	1,805	1,712	2,026	5,543	4,668	3,504	3,036	11,208	25,766
FinExp		48	-	48	0	0	0	0	0	0	0	0	0	0	0	0	22	13	13	48	48
CO		4,458	223	4,235	0	0	0	0	0	0	0	0	0	0	0	0	2,118	1,600	517	4,235	4,235
c MFO 3- Civil Registration Services	3 03 00 00000																				
1 Processing and archiving of civil registry documents	3 03 01 00000																				
PS		30,061	2,405	27,656	3,050	3,081	4,415	10,546	3,133	2,467	1,513	7,113	1,500	1,506	1,513	4,519	1,513	2,453	1,513	5,479	27,656
MOOE		54,688	2,734	51,954	1,398	7,028	5,706	14,131	-4,968	4,322	5,017	14,306	2,628	2,488	4,249	9,365	5,784	4,296	4,072	14,152	51,954
FinExp								0				0			0	0				0	0
CO								0				0			0	0				0	0
2 Issuance of civil registration certifications authentications of documents.	3 03 02 00000																				
PS		21,199	1,696	19,503	427	415	494	1,335	1,511	1,872	1,958	5,341	1,962	1,952	1,962	5,876	1,900	3,150	1,900	6,950	19,503
MOOE		46,199	2,310	43,889		2,771	1,849	4,620	2,663	1,764	2,039	6,466	4,459	3,317	4,837	12,613	6,833	6,682	6,675	20,190	43,889
CO		1,241	62	1,179				0			131	131	0		0	589	350	109	1,048	1,179	1,179
3 Technical supervision over local civil registrars	3 03 03 00000																				
MOOE		4,790	240	4,550		6	25	31	28	11	24	63	387	12	363	763	1,765	967	962	3,694	4,550
TOTAL, MFO 3		158,178	9,447	148,731	4,875	13,300	12,489	30,664	12,303	10,435	10,681	33,419	10,935	9,276	12,924	33,135	18,384	17,898	15,231	51,513	148,731
PS		51,260	4,101	47,159	3,477	3,496	4,909	11,881	4,644	4,339	3,471	12,454	3,462	3,458	3,475	10,395	3,413	5,603	3,413	12,429	47,159
MOOE		105,677	5,284	100,393	1,398	9,805	7,580	18,782	7,659	6,096	7,080	20,835	7,473	5,818	9,449	22,740	14,382	11,945	11,709	38,036	100,393
CO		1,241	62	1,179	0	0	0	0	0	0	131	131	0	0	0	589	350	109	1,048	1,179	1,179
SUB-TOTAL, OPERATIONS		810,557	53,153	757,404	51,774	50,933	60,304	163,012	69,615	50,949	44,551	165,296	40,470	45,749	62,016	148,948	109,159	96,240	74,750	280,149	757,404
PS		420,842	33,669	387,173	30,783	29,620	38,910	99,315	35,658	41,407	29,041	106,286	28,461	28,665	28,540	86,380	27,852	42,119	25,221	95,193	387,173
MOOE		362,110	18,106	344,004	20,991	21,313	21,394	63,698	33,917	9,542	15,380	58,839	12,009	16,996	30,906	59,911	68,214	47,023	46,320	161,557	344,004

FY 2015 MONTHLY DISBURSEMENT PROGRAM (REVISED)
(In Thousand Pesos)

Departmenty : National Economic and Development Authority
 Agency : Philippine Statistics Authority (PSA)
 Operating Unit : Central Office
 Organizational Code (UACS) : 24.008 01 00000

PARTICULARS	UACS CODE	TOTAL PROGRA M	TAX REM. ADVISE (TRA)	PROGRA M-NET OF TRA	QUARTER 1				QUARTER 2				QUARTER 3				QUARTER 4				Full Year		
					JAN	FEB	MAR	TOTAL	APR	MAY	JUN	TOTAL	JUL	AUG	SEPT	TOTAL	OCT	NOV	DEC	TOTAL	TOTAL		
					1	2	3	4	5	6	7	8	9	10	11	12	13	14	15	16	17=14+15+16	18	19
FinExp		48	-	48	0	0	0	0	0	0	0	0	0	0	0	0	0	0	22	13	13	48	48
CO		27,557	1,378	26,179	0	0	0	0	40	0	131	171	0	87	2,570	2,657	13,070	7,085	3,196	23,351	26,179		
TOTAL PROGRAM & ACTIVITIES		2,267,254	139,187	2,128,067	101,804	109,858	137,574	349,238	137,339	130,822	115,283	383,625	104,786	134,835	243,519	452,122	395,238	306,321	241,523	943,083	2,128,067		
PS -regular		954,015	73,532	880,483	64,674	63,573	84,278	212,525	76,167	90,121	65,551	232,020	65,754	92,316	70,202	197,254	69,077	103,305	66,301	238,684	880,483		
MOOE		1,024,393	51,221	973,172	37,130	-46,286	50,592	134,008	61,130	40,057	47,709	148,896	37,531	-40,962	110,543	189,036	214,625	150,560	136,048	501,233	973,173		
FinExp		150	-	150	0	0	0	0	2	0	0	2	0	0	5	5	49	47	47	143	150		
CO		288,696	14,435	274,261	0	0	2,705	2,705	40	645	2,022	2,707	1,501	1,557	62,769	65,826	111,486	52,409	39,127	203,022	274,261		
B PROJECTS - Locally Funded	4 00 00 00000																						
Economic Affairs	4 07 01 00000																						
b 2015 Census of Population (CP)	4 07 01 00001																						
MOOE		1,952,489	97,624	1,854,865	0	793	11,969	12,761	540	169,848	-46,210	216,598	152,887	416,185	906,308	1,475,380	180,457	117,513	55,394	353,364	2,058,103		
CO		181,628	9,081	172,547				0	479	5,688	50,584	56,750	2,339	591	0	2,931	67,303	30,500	15,063	112,866	172,547		
g 2012 Census of Phillpiner Business and Indust	4 07 01 00002																						
(CPBI)																							
MOOE		20,000	1,000	19,000				0		0	0	0	0	0	1,000	1,000	9,875	5,125	3,000	18,000	19,000		
i 2013 Annual Survey of Philippine Business and	4 07 01 00003																						
Industry (2013 ASPBI)																							
Central Office																							
MOOE		10,000	500	9,500				0	17	0	0	18	0	0	2,187	2,187	2,923	2,190	2,182	7,295	9,500		
j 2014 Annual Survey of Philippine Business and	4 07 01 00003																						
Industry (2014 ASPBI)																							
Central Office																							
MOOE		140,981	7,049	133,932			604	604	9,351	11,254	8,713	29,318	7,439	896	20,733	29,068	23,892	26,035	25,016	74,943	133,932		
d 2014 Survey of Tourism Enterprises of the	4 07 01 00004																						
Philippines (STEP)																							
Central Office																							
MOOE		27,936	1,397	26,539		242	855	1,098	2,341	2,670	2,227	7,238	1,908	179	4,190	6,277	3,754	4,180	3,992	11,926	26,539		

FY 2015 MONTHLY DISBURSEMENT PROGRAM (REVISED)
(In Thousand Pesos)

Departmenty : National Economic and Development Authority
 Agency : Philippine Statistics Authority (PSA)
 Operating Unit : Central Office
 Organizational Code (UACS) : 24 008 01 00000

PARTICULARS	UACS CODE	TOTAL PROGRA M	TAX REM. ADVISE (TRA)	PROGRA M NET OF TRA	QUARTER 1				QUARTER 2				QUARTER 3				QUARTER 4				Full Year	
					JAN	FEB	MAR	TOTAL	APR	MAY	JUN	TOTAL	JUL	AUG	SEPT	TOTAL	OCT	NOV	DEC	TOTAL	TOTAL	
Development of the Subnational Statistical System Towards Inclusive Growth Central Office	4 07 01 00005										12	13=10+11+12	14	15	16	17=14+15+16	18	19	20	21=18+19+20	22=9+13+17+21	
PS		9,124	456	8,668				0		730	1,134	1,864	1,134	1,134	1,134	3,402	1,134	1,134	1,134	3,402	8,668	
MOOE		11,660	583	11,077	18	39	40	96	47	63	443	553	59	64	1,395	1,518	3,198	3,226	2,486	8,910	11,077	
FinEx		60		60				0		0	0	0	0	0	0	0	0	20	20	20	60	60
CO		2,585	129	2,456				0		0	0	0	55	44	0	99	1,206	650	501	2,357	2,456	
Agriculture & Fisheries	4 07 02 00000																					
a 2012 Census of Agriculture and Fisheries (CAF) Central Office	4 07 02 00001																					
MOOE		30,295	1,515	28,780			4	4	1	3,058	1,096	4,155	1,231	1,231	1,744	4,206	5,413	6,845	8,158	20,416	28,780	
General Public Service	4 10 01 00000																					
f Unified Multi-Purpose ID (UMID) System-Central Verification and Enrolment Agency Component (UMID-CVEA) Central Office	4 10 01 00001																					
MOOE		60,905	3,045	57,860				0	2	2	0	4	0	0	23,930	23,930	25,930	4,000	3,996	33,926	57,860	
CO		2,600	130	2,470				0		0	0	0	0	0	1,470	1,470	1,000	0	0	1,000	2,470	
Environmental and Natural Resources	4 13 02 00000																					
n Establishment of Philippine Economic-Environmental and Natural Resources Accounts (PEENRA) unit towards the compilation of Green GDP of the Phil Central Office	4 13 02 00001																					
PS		2,191	110	2,081				0		173	173	346	289	288	288	865	288	294	288	870	2,081	
MOOE		4,608	230	4,378	31	53	53	137	58	62	80	199	162	65	132	359	2,075	907	701	3,683	4,378	
CO		350	18	332				0		0	0	0	0	0	0	0	182	100	50	332	332	
Information and Communication Technology	4 13 06 00000																					
c Annual Survey of Information and Communication Technology (SICT) Central Office	4 13 06 00001																					
MOOE		8,659	433	8,226				0		53	0	53	0	0	1,121	1,121	2,351	2,351	2,350	7,052	8,226	

FY.2015 MONTHLY DISBURSEMENT PROGRAM (REVISED)
(In Thousand Pesos)

Departmenty : National Economic and Development Authority
 Agency : Philippine Statistics Authority (PSA)
 Operating Unit : Central Office
 Organizational Code (UACS) : 24.008 01'00000

PARTICULARS	UACS CODE	TOTAL PROGRA M	TAX REM. ADVICE (TRA)	PROGRA M NET OF TRA	QUARTER 1				QUARTER 2				QUARTER 3				QUARTER 4				Full Year
					JAN	FEB	MAR	TOTAL	APR	MAY	JUN	TOTAL	JUL	AUG	SEPT	TOTAL	OCT	NOV	DEC	TOTAL	TOTAL
											12	13=10+11+12	14	15	16	17=14+15+16	18	19	20	21=18+19+20	22=9+13+17+21
e Poverty Reduction Family Income and Expenditures Survey (2015 FIES) Central Office MOOE	4 14 08 00000 4 14 08 00001	207,676	10,384	197,292		7	172	179	253	1	10,455	10,708	35,142	7,583	37,940	80,664	63,750	21,575	20,416	105,741	197,292
h 2013 Functional Literacy, Education and Mass Media Survey (FLEMMS) Central Office MOOE	4 14 08 00002	1,118	56	1,062		2	8	9		38	0	38	0	0	0	0	353	335	327	1,015	1,062
k 2014 Annual Poverty Indicator Survey (APIS) Central Office MOOE	4 14 08 00003	5,414	271	5,143		5		5		0	0	0	0	2	560	562	1,492	1,850	1,234	4,576	5,143
m Conduct of Regional Statistical Capacity Building and Dissemination/Advocacy Forum on the 2012 Small Area Estimates of Poverty Central Office MOOE CO	4 14 08 00004	3,636 175	182 9	3,454 166	24	35	107	166	70	249	195	514	578	200	691	1,469	385	872	48	1,305	3,454
Total Projects-Locally Funded		2,684,090	134,202	2,549,888	73	1,176	13,811	15,060	13,158	193,889	121,309	328,356	203,223	428,461	1,004,823	1,636,508	397,062	229,762	146,381	773,205	2,549,888
PS		11,315	566	10,749	0	0	0	0	0	903	1,307	2,210	1,423	1,422	1,422	4,267	1,422	1,428	1,422	4,272	10,749
MOOE		2,485,377	124,269	2,361,108	73	1,176	13,811	15,060	12,680	187,298	69,418	269,395	199,406	426,404	1,001,931	1,627,741	325,848	197,004	129,300	652,152	2,361,108
FinEx		60	0	60	0	0	0	0	0	0	0	0	0	0	0	0	20	20	20	60	60
CO		187,338	9,367	177,971	0	0	0	0	479	5,688	50,584	56,750	2,394	635	1,470	4,499	69,772	31,310	15,639	116,721	177,971
Automatic Appropriation	1 04 102	86,136		86,136	6,860	6,825	6,817	20,502	6,806	6,881	6,914	20,602	7,323	7,293	7,601	22,217	7,638	7,600	7,577	22,815	86,136
I General Administration and Support																					
a General Administration and Support Services	1 00 01 00000	20,699		20,699	1,637	1,620	1,614	4,871	1,606	1,614	1,609	4,830	1,846	1,831	1,826	5,503	1,851	1,826	1,818	5,495	20,699
II Support to Operation																					
3 Development and maintenance of information systems and database	2 00 03 00000	25,919		25,919	1,888	1,951	1,948	5,787	1,947	1,937	1,937	5,820	2,178	2,177	2,489	6,843	2,489	2,489	2,490	7,468	25,919

FY 2015 MONTHLY DISBURSEMENT PROGRAM (REVISED)
(in Thousand Pesos)

Departmenty : National Economic and Development Authority
 Agency : Philippine Statistics Authority (PSA)
 Operating Unit : Central Office
 Organizational Code (UACS) : 24 008 01.00000

PARTICULARS	UACS CODE	TOTAL PROGRA M	TAX REM. ADVICE (TRA)	PROGRA M NET OF TRA	QUARTER 1				QUARTER 2				QUARTER 3				QUARTER 4				Full Year	
					JAN	FEB	MAR	TOTAL	APR	MAY	JUN	TOTAL	JUL	AUG	SEPT	TOTAL	OCT	NOV	DEC	TOTAL	TOTAL	
											12	13=10+11+12	14	15	16	17=14+15+16	18	19	20	21=18+19+20	22=9+13+17+21	
III Operations		39,518	-	39,518	3,335	3,254	3,254	9,843	3,254	3,330	3,368	9,952	3,300	3,285	3,286	9,871	3,298	3,285	3,269	9,852	39,518	
a MFO 1 - Statistical Information and Services	3 01 00 00000	31,660	-	31,660	2,716	2,716	2,716	8,148	2,716	2,716	2,716	8,148	2,564	2,563	2,562	7,689	2,561	2,559	2,555	7,675	31,660	
1. Conduct of censuses and surveys on the agricultural, fisheries, industry and services sectors	3 01 01 00000	4,511	-	4,511	474	474	474	1,423	474	474	474	1,423	278	278	278	834	275	278	278	831	4,511	
2. Conduct of household-based surveys, industry sectors and generation of economic statistics	3 01 02 00000	27,149	-	27,149	2,242	2,242	2,242	6,725	2,242	2,242	2,242	6,725	2,286	2,285	2,284	6,855	2,286	2,281	2,277	6,844	27,149	
b MFO 2 - Statistical Policy and Coordination Services	3 02 00 00000	3,305	-	3,305	227	146	146	519	146	234	276	657	356	355	355	1,066	354	355	354	1,063	3,305	
1. Statistical planning, programming, budgeting, monitoring and evaluation.	3 02 01 00000	1,315	-	1,315	227	68	68	363	68	68	110	247	118	117	117	352	118	118	117	353	1,315	
2. Development and improvement of statistical and standards	3 02 02 00000	1,451	-	1,451		78	78	156	78	121	121	320	163	163	163	489	162	162	162	486	1,451	
3. Coordination of statistical activities at the national and local levels	3 02 03 00000	539	-	539				0		45	45	90	75	75	75	225	74	75	75	224	539	
c MFO 3 - Civil Registration Services	3 03 00 00000	4,553	-	4,553	392	392	392	1,176	392	380	376	1,148	380	367	369	1,116	382	371	360	1,113	4,553	
1. Processing and archiving of civil registry documents	3 03 01 00000	2,685	-	2,685	233	233	233	700	233	224	221	678	225	212	214	651	228	218	210	656	2,685	
2. Issuance of civil registration certifications/authentications of documents	3 03 02 00000	1,868	-	1,868	159	159	159	476	159	156	155	470	155	155	155	465	155	153	150	458	1,868	
TOTAL PROGRAM, CURRENT YEAR FY BUDGET		5,037,480	273,389	4,764,091	108,737	117,860	158,202	384,799	157,304	331,592	243,505	732,582	315,333	570,589	1,255,943	2,110,847	799,938	543,684	395,481	1,739,103	4,764,092	
PS - Regular		965,330	74,098	891,232	64,674	63,573	84,278	212,525	76,167	91,024	66,858	234,230	67,177	93,738	71,624	201,521	70,499	104,733	67,723	242,956	891,232	
RLIP		86,136	-	86,136	6,860	6,825	6,817	20,502	6,806	6,881	6,914	20,602	7,323	7,293	7,601	22,217	7,638	7,600	7,577	22,815	86,136	
MOOE		3,509,770	175,490	3,334,282	37,203	47,462	64,402	149,067	73,810	227,355	117,127	418,292	236,937	467,366	1,112,474	1,816,778	540,473	347,564	265,348	1,153,385	3,334,282	
FinEx		210	-	210	0	0	0	0	2	0	0	2	0	0	5	5	69	67	67	203	210	
CO		476,034	23,802	452,232	0	0	2,705	2,705	518	6,333	52,606	59,457	3,895	2,192	64,239	70,326	181,258	83,719	54,766	319,743	452,232	

FY 2015 MONTHLY DISBURSEMENT PROGRAM (REVISED)
(In Thousand Pesos)

Department : National Economic and Development Authority
 Agency : Philippine Statistics Authority (PSA)
 Operating Unit : Central Office
 Organizational Code (UACS) : 24 008 01 00000

PARTICULARS	UACS CODE	TOTAL PROGRA M	TAX REM. ADVISE (TRA)	PROGRA M NET OF TRA	QUARTER 1				QUARTER 2				QUARTER 3				QUARTER 4				Full Year	
					JAN	FEB	MAR	TOTAL	APR	MAY	JUN	TOTAL	JUL	AUG	SEPT	TOTAL	OCT	NOV	DEC	TOTAL	TOTAL	
					12	13=10+11+12	14	15	16	17=14+15+16	18	19	20	21=18+19+20	22=9+13+17+21							
B Not Yet Due and Demandable Obligations																						
Current Appropriation (PSA-NSO)																						
A PROGRAMS																						
1 General Administration and Support																						
a General Administration and Support Services																						
Central Office																						
PS		187	15	172	172			172			0		0			0					0	172
MOOE		1,117	56	1,061	531			531			0	530			530						0	1,061
TOTAL, GAS		1,304	71	1,233				703			0	530	0	0	530	0	0	0	0	0	0	1,233
PS		187	15	172				172			0	0	0	0	0	0	0	0	0	0	0	172
MOOE		1,117	56	1,061				531			0	530	0	0	530	0	0	0	0	0	0	1,061
II Operations																						
a MFO 1 - Statistical Generation and Compilation Service																						
1. Development and maintenance of information systems; preparation and updating of statistical publication																						
Central Office																						
MOOE		681	34	647	500			500			0	147			147						0	647
2. Conduct of censuses and surveys on the business and industry sectors and generation of economic statistics																						
Central Office																						
MOOE		609	30	579	329			329			0	250			250						0	579
3. Conduct of household-based surveys and generation of population and social statistics																						
Central Office																						
MOOE		221	11	210	210			210			0				0						0	210
TOTAL, MFO 1		1,511	75	1,436				1,039			0	397	0	0	397	0	0	0	0	0	0	1,436
MOOE		1,511	75	1,436	1,039			1,039			0	397	0	0	397	0	0	0	0	0	0	1,436
b MFO 2 - Civil Registration Services																						
1. Processing of civil registry documents and generation vital statistics report																						
MOOE		2,149	107	2,042	1,042	1,000		2,042			0				0						0	2,042

FY.2015 MONTHLY DISBURSEMENT PROGRAM (REVISED)
(In Thousand Pesos)

Department : National Economic and Development Authority
 Agency : Philippine Statistics Authority (PSA)
 Operating Unit : Central Office
 Organizational Code (UACS) : 24 008 01 00000

PARTICULARS	UACS CODE	TOTAL PROGRA M	TAX REM. ADVICE (TRA)	PROGRA M NET OF TRA	QUARTER 1				QUARTER 2				QUARTER 3				QUARTER 4				Full Year		
					JAN	FEB	MAR	TOTAL	APR	MAY	JUN	TOTAL	JUL	AUG	SEPT	TOTAL	OCT	NOV	DEC	TOTAL	TOTAL		
												12=10+11+12				14	15	16	17=14+15+16	18	19	20	21=18+19+20
2. Archiving and issuance of certification/Authentication of civil registry documents																							
MOOE		1,198	60	1,138	1,000	138		1,138				0										0	1,138
TOTAL, MFO.2		3,347	167	3,180	2,042	1,138	0	3,180			0	0	0	0	0	0	0	0	0	0	0	0	3,180
MOOE		3,347	167	3,180	2,042	1,138	0	3,180			0	0	0	0	0	0	0	0	0	0	0	0	3,180
TOTAL PROGRAM		6,162	313	5,849	2,042	1,138	0	4,922			0	0	927	0	0	927	0	0	0	0	0	0	5,849
PS		187	15	172	172	0	0	172	0	0	0	0	0	0	0	0	0	0	0	0	0	0	172
MOOE		5,975	298	5,677	2,042	1,138	0	4,750	0	0	0	0	927	0	0	927	0	0	0	0	0	0	5,677
B PROJECTS - Locally Funded																							
1 Locally-Funded	4 00 00 0000																						
Economic Affairs	4 07 01 0000																						
a 2012 Census of Philippines Business and Industry (CPE)	4 07 01 0001																						
MOOE		22	1	21	21			21				0										0	21
f 2013 Annual Survey of Philippine Business and Industry (ASPBI)	4 07 01 0002																						
MOOE		145	7	138	100	38		138				0										0	138
j 2015 Census of Population	4 07 01 0003																						
MOOE		28	1	27	27			27				0										0	27
b 2012 Census of Agriculture and Fisheries (CAF)	4 07 02 0001																						
MOOE		1,073	54	1,019	500	519		1,019				0										0	1,019
General Public Service	4 10 01 00000																						
c Unified Multi-Purpose ID (UMID) System-Central Verification and Enrolment Agency Component (UMID-CVEA)	4.10.01.0001																						
MOOE																							
Information and Communication Technology	4 13 06 0000																						
d Annual Survey of Information and Communication Technology	4 13 06 0001																						
Technology (ICT)	4 13 06 0001																						
MOOE		66	3	63		63		63				0										0	63

FY 2015 MONTHLY DISBURSEMENT PROGRAM (REVISED)
(In Thousand Pesos)

Departmenty : National Economic and Development Authority
 Agency : Philippine Statistics Authority (PSA)
 Operating Unit : Central Office
 Organizational Code (UACS) : 24 008 01 00000

PARTICULARS	UACS CODE	TOTAL PROGRA M	TAX REM. ADVICE (TRA)	PROGRA M NET OF TRA	QUARTER 1				QUARTER 2				QUARTER 3				QUARTER 4				Full Year				
					JAN	FEB	MAR	TOTAL	APR	MAY	JUN	TOTAL	JUL	AUG	SEPT	TOTAL	OCT	NOV	DEC	TOTAL	TOTAL				
					12	13=10+11+12	14	15	16	17=14+15+16	18	19	20	21=18+19+20	22=9+13+17+21										
Poverty Reduction	4 14 00 0000																								
e Family Income and Expenditures Survey (2015FIES)	4 14 08 0001																								
MOOE		27	1	26	0	26	26					0				0						0		26	
g 2014 Annual Poverty Indicator Survey (APIS)	4 14 08 0002																								
MOOE		148	7	141	70	71	141					0				0						0		141	
h 2013 Functional Literacy, Education and Mass Media Survey (FLEMMS)	4 14 08 0003																								
MOOE		112	6	106	56	50	106					0				0						0		106	
i 2013 National Demographic and Health Survey (NDHS)	4 14 08 0004																								
MOOE																0						0		0	
TOTAL, Locally Funded		1,621	80	1,541	774	767	1,541				0	0	0	0	0	0	0	0	0	0	0	0	0	1,541	
MOOE		1,621	80	1,541			1,541				0	0	0	0	0	0	0	0	0	0	0	0	0	1,541	
Sub-total, NYDDO Current Appropriation (PSA-NSO)		7,783	393	7,390	2,214	1,138	6,463	0	0	0	0	0	927	0	0	927	0	0	0	0	0	0	0	7,390	
		187	15	172	172	0	172				0	0	0	0	0	0	0	0	0	0	0	0	0	172	
Not Yet Due and Demandable Obligations		7,596	378	7,218	2,042	1,138	6,291				0	0	927	0	0	927	0	0	0	0	0	0	0	7,218	
Current Appropriation (PSA-BAS)																									
PROGRAMS																									
ii Support to Operations (STO)	2000000000																								
.3 Development and maintenance of agricultural statis information services	2000300000																								
MOOE	5020000000	1,359	68	1,291	76	76	227	76	76	76	227	76	76	76	227	76	76	460	611				1,291		
Sub-total, A.II.a.3																									
PSS on National Rice Program	3020100001																								
MOOE	5020000000	3,272	164	3,108					1,496		1,496	1,612		1,612										3,108	
Sub-total, NYDDO Current Appropriation (PSA-BAS)		4,631	232	4,399	76	76	227	76	1,572	76	1,723	1,688	76	76	1,839	76	76	460	611				4,399		
TOTAL, NYDDO Current Appropriations - PSA		12,414	625	11,789	2,290	1,214	6,690	76	1,572	76	1,723	2,615	76	76	2,766	76	76	460	611				11,789		
PS		187	15	172	172	0	172	0	0	0	0	0	0	0	0	0	0	0	0	0	0	0	0	172	
MOOE		12,227	610	11,617	2,118	1,214	6,518	76	1,572	76	1,723	2,615	76	76	2,766	76	76	460	611				11,617		

FY 2015 MONTHLY DISBURSEMENT PROGRAM (REVISED)
(In Thousand Pesos)

Departmenty : National Economic and Development Authority
 Agency : Philippine Statistics Authority (PSA)
 Operating Unit : Central Office
 Organizational Code (UACS) : 24 008 01 00000

PARTICULARS	UACS CODE	TOTAL PROGRAM	TAX REM. ADVICE (TRA)	PROGRAM NET OF TRA	QUARTER 1				QUARTER 2				QUARTER 3				QUARTER 4				Full Year	
					JAN	FEB	MAR	TOTAL	APR	MAY	JUN	TOTAL	JUL	AUG	SEPT	TOTAL	OCT	NOV	DEC	TOTAL	TOTAL	
					12	13=10+11+12	14	15	16	17=14+15+16	18	19	20	21=18+19+20	22=9+13+17+21							
CONTINUING APPROPRIATION (RA 10633) - Unobligated Allotment (PSA-NSO)																						
A. PROGRAM AND ACTIVITIES																						
I General Administration and Support	1000000000																					
a. General Administration and Supervision	1000100000																					
MOOE	5020000000	187	9	178	3		26	29			30	30	80		39	119					0	178
Sub-total, A.1.a		187	9	178			26	29	0	0	30	30	80	0	39	119	0	0	0	0	0	178
II Operations	3000000000																					
a MFO 1-Statistical generation and compilation services	3010000000																					
1 Development and maintenance of information systems preparation and updating of statistical publications	5020000000	1,833	92	1,741	530			530	18			18	0		0	0	598	595			1,193	1,741
Sub-total, A.II.a.1		1,833	92	1,741	530	0	0	530	18	0	0	18	0	0	0	0	598	595	0	0	1,193	1,741
2 Conduct of surveys on the business and industry sectors and generation of economic statistics	3010100000																					
MOOE	5020000000	153	8	145				0				0	0		0	0	100	45			145	145
Sub-total, A.II.a.2		153	8	145	0	0	0	0	0	0	0	0	0	0	0	0	100	45	0	0	145	145
3 Conduct of household-based surveys and generation of population and social statistics	3010300000																					
MOOE	5020000000	87	4	83				0				0	7			7	40	36			76	83
Sub-total, A.II.a.3		87	4	83	0	0	0	0	0	0	0	0	7	0	0	7	40	36	0	0	76	83
Sub-total, MFO 1		2,073	104	1,969	530	0	0	1,060	18	0	0	36	7	0	0	7	738	676	0	0	2,752	1,969
b MFO 2 - Civil Registration Services	3020000000																					
1 Processing of civil registry documents and generation of vital statistics report	3020100000																					
MOOE	5020000000	17,062	853	16,209	517	1,172	974	2,663	84		777	861	1,057	3,233		4,290	5,462	1,500	1,433		8,395	16,209
Sub-total, A.II.b.1		17,062	853	16,209	517	1,172	974	2,663	84	0	777	861	1,057	3,233	0	4,290	5,462	1,500	1,433		8,395	16,209
2 Archiving and issuance of certification/authentications of civil registry documents	3020200000																					
MOOE	5020000000	6,945	347	6,598	786	483	423	1,691			280	280	292	467	1,407	2,166	850	820	792		2,462	6,598
Sub-total, A.II.b.2		6,945	347	6,598	786	483	423	1,691	0	0	280	280	292	467	1,407	2,166	850	820	792		2,462	6,598

FY 2015 MONTHLY DISBURSEMENT PROGRAM (REVISED)
(In Thousand Pesos)

Departmenty : National Economic and Development Authority
 Agency : Philippine Statistics Authority (PSA)
 Operating Unit : Central Office
 Organizational Code (UACS) : 24 008 01 00000

PARTICULARS	UACS CODE	TOTAL PROGRAM	TAX REM. ADVICE (TRA)	PROGRAM NET OF TRA	QUARTER 1				QUARTER 2				QUARTER 3				QUARTER 4				Full Year
					JAN	FEB	MAR	TOTAL	APR	MAY	JUN	TOTAL	JUL	AUG	SEPT	TOTAL	OCT	NOV	DEC	TOTAL	TOTAL
		3	4	5							12	13=10+11+12	14	15	16	17=14+15+16	18	19	20	21=18+19+20	22=9+13+17+21
Sub-total MFO 2		24,007	2,053	39,016	1,820	2,827	2,370	7,017	168	0	1,833	2,001	2,406	6,933	1,407	10,746	11,773	3,820	3,658	19,251	39,016
TOTAL, PROGRAMS, & ACTIVITIES (Continuing)		26267	2166	41,163	2,353	2,827	2,396	8,106	186	0	1,863	2,067	2,493	6,933	1,446	10,872	12,511	4,496	3,658	22,003	41,163
MOOE		26,267	2,166	41,163	2,350	2,827	2,396	7,573	186	0	1,863	2,049	2,493	6,933	1,446	10,872	12,511	4,496	3,658	20,665	41,163
B. PROJECTS - Locally-Funded (Continuing)																					
Economic Affairs	4070100000																				
a 2012 Census of Philippine Business and Industry (2012CPBI)	4070100001																				
MOOE	5020000000	8,151	408	7,743	265	103	228	595	197	42	181	420	33		33	3,451	1,850	1,395	6,696	7,743	
Sub-total, B.1.a (2012 CPBI)		8,151	408	7,743	265	103	228	595	197	42	181	420	33	0	33	3,451	1,850	1,395	6,696	7,743	
f 2013 Annual Survey of Philippine Business and Industry (2013 ASPBI)	4070100002																				
Central Office																					
MOOE	5020000000	51,567	2,578	48,989	2,444	363	1,322	4,128	414	3,354	3,177	6,944	3,485	3,682	5,000	12,166	10,000	9,000	6,750	25,750	48,989
Sub-total, B.1.f (2013 ASBI)		51,567	2,578	48,989	2,444	363	1,322	4,128	414	3,354	3,177	6,944	3,485	3,682	5,000	12,166	10,000	9,000	6,750	25,750	48,989
j 2015 Census of Population (2015CP)	4070100003																				
Central Office																					
MOOE	5020000000	379,497	18,975	360,522	313	953	631	1,897	195,814	351	2,716	198,881	187	249	4,827	5,263	51,550	50,731	52,200	154,481	360,522
Sub-total, B.1.j (2015CP)		379,497	18,975	360,522	313	953	631	1,897	195,814	351	2,716	198,881	187	249	4,827	5,263	51,550	50,731	52,200	154,481	360,522
AGRICULTURE AND FISHERIES																					
b 2012 Census of Agriculture and fisheries (CAF)	4070200001																				
Central Office																					
MOOE	5020000000	306,046	15,302	290,744	1,186	122	17,465	18,773	20,246	3,594	157,493	181,334	19,343	5,112	16,594	41,049	18,500	20,500	10,589	49,589	290,744
Sub-total, B.1.b (CAF)		306,046	15,302	290,744	1,186	122	17,465	18,773	20,246	3,594	157,493	181,334	19,343	5,112	16,594	41,049	18,500	20,500	10,589	49,589	290,744
Governance																					
c Unified MultiPurpose ID (UMID) System-Central Verification and Enrolment Agency Component (UMID-CVEA)	4100100001																				
MOOE	5020000000	6,568	328	6,240	0	0	0	0	0	0	0	0	0	9	9	2,050	2,800	1,381	6,231	6,240	
Sub-total, B.1.c (UMID-CVEA)		6,568	328	6,240	0	0	0	0	0	0	0	0	0	9	9	2,050	2,800	1,381	6,231	6,240	

FY 2015 MONTHLY DISBURSEMENT PROGRAM (REVISED)
(In Thousand Pesos)

Departmenty : National Economic and Development Authority
 Agency : Philippine Statistics Authority (PSA)
 Operating Unit : Central Office
 Organizational Code (UACS) : 24 008 01 00000

PARTICULARS	UACS CODE	TOTAL PROGRAM	TAX REM. ADVICE (TRA)	PROGRAM NET OF TRA	QUARTER 1				QUARTER 2				QUARTER 3				QUARTER 4				Full Year			
					JAN	FEB	MAR	TOTAL	APR	MAY	JUN	TOTAL	JUL	AUG	SEPT	TOTAL	OCT	NOV	DEC	TOTAL	TOTAL			
					1	2	3	4	5	6	7	8	9	10	11	12	13	14	15	16	17	18	19	20
Information Technology	4130600000										12	13=10+11+12	14	15	16	17=14+15+16	18	19	20	21=18+19+20	22=9+13+17+21			
d Survey on Information, communication and Technology (SICT)	4130600001																							
MOOE - Central Office	5020000000	12,864	643	12,221		976	623	1,599	138	105	476	718	1,178	320		1,498	3,984	2,250	2,172	8,406		12,221		
Sub-total, B.1.D (SICT)		12,864	643	12,221	0	976	623	1,599	138	105	476	718	1,178	320	0	1,498	3,984	2,250	2,172	8,406		12,221		
Poverty Reduction	4140800000	0																						
e Family Income and Expenditure Survey (FIES)	4140800001																							
MOOE - Central Office	5020000000	5,872	294	5,578	0	0	0	0	1,387	0	322	1,709	3,328	0	0	3,328	541	0	0	541		5,578		
Sub-total, B.1.e (FIES)		5,872	294	5,578	0	0	0	0	1,387	0	322	1,709	3,328	0	0	3,328	541	0	0	541		5,578		
g Annual Poverty Indicator Survey (APIS)	4140800002																							
MOOE	5020000000	114,638	5,732	108,906	0	0	0	0	0	0	0	0	0	0	0	0	36,302	36,302	36,302	108,906		108,906		
Sub-total, B.1.g (APIS)		114,638	5,732	108,906	0	0	0	0	0	0	0	0	0	0	0	0	36,302	36,302	36,302	108,906		108,906		
h 2013 Functional Literacy, Education & Mass Media Survey (FLEMM)	4140800003																							
MOOE	5020000000	22,043	1,102	20,941	0	0	0	0	0	0	0	0	0	0	0	0	7,000	8,500	5,441	20,941		20,941		
Sub-total, B.1.h (FLEMM)		22,043	1,102	20,941	0	0	0	0	0	0	0	0	0	0	0	0	7,000	8,500	5,441	20,941		20,941		
i 2013 National Demographic & Health Survey (NDHS)	4140800005																							
MOOE	5020000000	1,604	80	1,524	0	0	13	13	34	11	33	77	99	168	0	268	850	317	0	1,167		1,524		
Sub-total, B.1.i (NDHS)		1,604	80	1,524	0	0	13	13	34	11	33	77	99	168	0	268	850	317	0	1,167		1,524		
Total, Locally-Funded Projects		908,850	45,442	863,408	4,208	2,517	20,281	27,005	218,229	7,455	164,398	390,082	27,654	9,539	26,421	63,614	134,228	132,250	116,230	382,708		863,408		
Sub-total, Prior Year Budget (NSO) - MOOE		935,117	47,608	904,571	6,558	5,344	22,677	34,579	218,415	7,455	166,261	392,131	30,146	16,472	27,867	74,486	146,739	136,746	119,888	403,373		904,571		
CONTINUING APPROPRIATION (RA 10633) - Unobligated (PSA-BAS)																								
A. PROGRAM AND ACTIVITIES																								
i General Administration and Support																								
a. General Administration and Supervision	1000100000																							
MOOE	5020000000	842	42	800	0	0	0	0	0	0	0	0	0	798	0	798	2	0	0	2		800		
Sub-total, A.1.a		842	42	800	0	0	0	0	0	0	0	0	0	798	0	798	2	0	0	2		800		

FY 2015 MONTHLY DISBURSEMENT PROGRAM (REVISED)
(In Thousand Pesos)

Departmenty : National Economic and Development Authority
 Agency : Philippine Statistics Authority (PSA)
 Operating Unit : Central Office
 Organizational Code (UACS) : 24 008 01 00000

PARTICULARS	UACS CODE	TOTAL PROGRAM	TAX REM. ADVICE (TRA)	PROGRAM NET OF TRA	QUARTER 1				QUARTER 2				QUARTER 3				QUARTER 4				Full Year	
					JAN	FEB	MAR	TOTAL	APR	MAY	JUN	TOTAL	JUL	AUG	SEPT	TOTAL	OCT	NOV	DEC	TOTAL	TOTAL	
II Support to Operations (STO)	2000000000										12	13=10+11+12	14	15	16	17=14+15+16	18	19	20	21=18+19+20	22=9+13+17+21	
3 Development and maintenance of agricultural statistical information services	2000300000																					
MOOE	5020000000	1,010	51	959		140		140		-76		-76	88	758		846	49	0		49	959	
Sub-total, A.II.A.3		1,010	51	959	0	140	0	140	0	-76	0	-76	88	758	0	846	49	0	0	49	959	
III Operations	3000000000																					
a MFO 2-Technical and Support Services																						
Production and Support Services (PSS)	3020100000																					
1 PSS on National Rice Program	3020100001																					
MOOE	5020000000	31	2	29				0				0	11			11				18	29	
CO	5060000000	246	12	234				0				0	198			198				36	234	
Sub-total, A.III.a.1		277	14	263	0	0	0	0	0	0	0	0	209	0	0	209	54	0	0	54	263	
2 PSS on National Livestock Program	3020100002																					
MOOE	5020000000	1	0	1				0				0	0			0		1		1	1	
Sub-total, A.III.a.2		1	0	1	0	0	0	0	0	0	0	0	0	0	0	0	1	0	0	1	1	
3 PSS on National Com Program	3020100003																					
MOOE	5020000000	1	0	1				0				0	0			0		1		1	1	
Sub-total, A.III.a.3		1	0	1	0	0	0	0	0	0	0	0	0	0	0	0	1	0	0	1	1	
4 PSS on National High Value Crops Development Program	3020100004																					
MOOE	5020000000	98	5	93				0			30	30	0	6		6		43	14	57	93	
Sub-total, A.III.a.4		98	5	93	0	0	0	0	0	0	30	30	0	6	0	6	43	14	0	57	93	
5 PSS on National Organic Agriculture Program	3020100005																					
MOOE	5020000000	58	3	55				0			23	23	0	0	0	0		15	17	32	55	
Sub-total, A.III.a.5		58	3	55	0	0	0	0	0	0	23	23	0	0	0	0	15	17	0	32	55	
Sub-total, Production Support & Services		434	22	412	0	0	0	0	0	0	53	53	209	6	0	215	113	31	0	144	412	
MOOE		188	10	178	0	0	0	0	0	0	53	53	11	6	0	16	77	31	0	108	178	
CAPITAL OUTLAY		246	12	234	0	0	0	0	0	0	0	0	198	0	0	198	36	0	0	36	234	
Research & Development (R & D)	3020100000																					
1 R & Don National Rice Program	3020400001																					
MOOE	5020000000	5	0	5				0				0	0			0		5		5	5	

FY 2015 MONTHLY DISBURSEMENT PROGRAM (REVISED)
(In Thousand Pesos)

Departmenty : National Economic and Development Authority
 Agency : Philippine Statistics Authority (PSA)
 Operating Unit : Central Office
 Organizational Code (UACS) : 24 008 01 00000


PARTICULARS	UACS CODE	TOTAL PROGRAM	TAX REM. ADVICE (TRA)	PROGRAM NET OF TRA	QUARTER 1				QUARTER 2				QUARTER 3				QUARTER 4				Full Year
					JAN	FEB	MAR	TOTAL	APR	MAY	JUN	TOTAL	JUL	AUG	SEPT	TOTAL	OCT	NOV	DEC	TOTAL	TOTAL
											12	13=10+11+12	14	15	16	17=14+15+16	18	19	20	21=18+19+20	22=9+13+17+21
2 R & D on National Livestock Program	3020400002																				
MOOE	5020000000	27	1	26				0				0	14			14	12			12	26
Sub-total, R & D		32	1	31	0	0	0	0	0	0	0	0	14	0	0	14	17	0	0	17	31
Sub-total, Prior Years Budget (R.A.10633) - BAS		2,318	116	2,202	0	140	0	140	0	-76	53	-22	311	1,562	0	1,873	181	31	0	212	2,202
MOOE	5020000000	2,072	104	1,968	0	140	0	140	0	-76	53	-22	113	1,562	0	1,675	145	31	0	176	1,968
CAPITAL OUTLAY	5060000000	246	12	234	0	0	0	0	0	0	0	0	198	0	0	198	36	0	0	36	234
CONTINUING APPROPRIATION (RA 10633) - Unobligated (PSA-NSCB)																					
III Operation																					
A. PROGRAM & ACTIVITIES																					
1 Statistical planning, programming, budgeting, monitoring and evaluation																					
MOOE	5020000000	2,269	113	2,156	0	0	0	0	0	0	0	0	0	0	0	0	906	650	600	2,156	2,156
Sub-total, A.III.a.1		2,269	113	2,156	0	0	0	0	0	0	0	0	0	0	0	0	906	650	600	2,156	2,156
2 Development and improvement of statistical frameworks and standards																					
MOOE	5020000000	1,513	76	1,437	0	0	0	0	0	0	0	0	0	0	0	0	457	450	530	1,437	1,437
Sub-total, A.III.a.2		1,513	76	1,437	0	0	0	0	0	0	0	0	0	0	0	0	457	450	530	1,437	1,437
Sub-total, Program and Activities		3,782	189	3,593	0	0	0	0	0	0	0	0	0	0	0	0	1,363	1,100	1,130	3,593	3,593
B. PROJECTS																					
a Locally-Funded																					
1 Development of the Statistical System Towards Good Governance																					
MOOE	5020000000	7,635	382	7,253	0	0	0	0	0	0	1,321	1,321	2,333	340	0	2,673	3,258	0	0	3,258	7,253
FinEx	5030000000	564	28	536	0	0	0	0	0	0	0	0	0	0	0	0	250	286	0	536	536
CAPITAL OUTLAY	5060000000	2,914	146	2,768	0	0	0	0	0	0	0	0	455	164	0	619	1,568	581	0	2,149	2,768
Sub-total, DSSTGD		11,113	556	10,557	0	0	0	0	0	0	1,321	1,321	2,788	504	0	3,292	5,076	867	0	5,943	10,556
2 Philippine Economic Environmental and Natural Resources Accounts (PEENRA)																					
MOOE	5020000000	1,116	56	1,060	0	0	0	0	0	0	0	0	410	-40	0	450	210	400	0	610	1,060
FinEx	5030000000	0	0	0	0	0	0	0	0	0	0	0	0	0	0	0	0	0	0	0	0
CAPITAL OUTLAY	5060000000	0	0	0	0	0	0	0	0	0	0	0	0	0	0	0	0	0	0	0	0
Sub-total, PEENRA		1,116	56	1,060	0	0	0	0	0	0	0	0	410	40	0	450	210	400	0	610	1,060

FY 2015 MONTHLY DISBURSEMENT PROGRAM (REVISED)
(In Thousand Pesos)

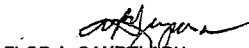
Departmenty : National Economic and Development Authority
 Agency : Philippine Statistics Authority (PSA)
 Operating Unit : Central Office
 Organizational Code (UACS) : 24 008 01 00000

PARTICULARS	UACS CODE	TOTAL PROGRA M	TAX REM. ADVICE (TRA)	PROGRA M NET OF TRA	QUARTER 1				QUARTER 2				QUARTER 3				QUARTER 4				Full Year
					JAN	FEB	MAR	TOTAL	APR	MAY	JUN	TOTAL	JUL	AUG	SEPT	TOTAL	OCT	NOV	DEC	TOTAL	TOTAL
3 Small Area Estimates of Poverty																					
MOOE	5020000000	2,989	149	2,840				0					42	39		81	1,340	1,419		2,759	2,840
FinEx	5030000000							0					0	0		0				0	0
CAPITAL OUTLAY	5060000000	358	18	340				0					0	0		0	170	170		340	340
Sub-total, SAEP		3,347	167	3,180	0	0	0	0	0	0	0	0	42	39	0	81	1,510	1,589	0	3,099	3,180
Sub-total, Locally-Funded Projects		15,576	779	14,797	0	0	0	0	0	0	1,321	1,321	3,240	583	0	3,823	6,796	2,856	0	9,652	14,796
MOOE	5020000000	11,740	587	11,153	0	0	0	0	0	0	1,321	1,321	2,785	419	0	3,204	4,808	1,819	0	6,627	11,152
FinEx	5030000000	564	28	536	0	0	0	0	0	0	0	0	0	0	0	0	250	286	0	536	536
CAPITAL OUTLAY	5060000000	3,272	164	3,108	0	0	0	0	0	0	0	0	455	164	0	619	1,738	751	0	2,489	3,108
Sub-total, Prior Years Budget (RA10633) NSCB		19,358	968	18,390	0	0	0	0	0	0	1,321	1,321	3,240	583	0	3,823	8,159	3,956	1,130	13,245	18,389
MOOE	5020000000	15,522	776	14,746	0	0	0	0	0	0	1,321	1,321	2,785	419	0	3,204	6,171	2,919	1,130	10,220	14,745
FinEx	5030000000	564	28	536	0	0	0	0	0	0	0	0	0	0	0	0	250	286	0	536	536
CAPITAL OUTLAY	5060000000	3,272	164	3,108	0	0	0	0	0	0	0	0	455	164	0	619	1,738	751	0	2,489	3,108
TOTAL, PRIOR YEAR BUDGET(R.A. 10633)-CONTINUING		956,793	48,692	925,163	6,558	5,484	22,677	34,719	218,415	7,380	167,636	393,431	33,698	18,616	27,867	80,181	155,079	140,733	121,018	416,830	925,163
MOOE	5020000000	952,711	48,488	921,285	6,558	5,484	22,677	34,719	218,415	7,380	167,636	393,431	33,045	18,452	27,867	79,364	153,055	139,696	121,018	413,769	921,285
FinEx	5030000000	564	28	536	0	0	0	0	0	0	0	0	0	0	0	0	250	286	0	536	536
CAPITAL OUTLAY	5060000000	3,518	176	3,342	0	0	0	0	0	0	0	0	653	164	0	817	1,774	751	0	2,525	3,342
TOTAL PROGRAM, PY BUDGET		956,793	48,692	925,163	6,558	5,484	22,677	34,719	218,415	7,380	167,636	393,431	33,698	18,616	27,867	80,181	155,079	140,733	121,018	416,830	925,163
TOTAL NCA PROGRAM		6,006,687	322,706	5,701,044	117,585	124,557	180,954	426,207	375,795	340,543	411,217	1,127,736	351,645	589,281	1,283,886	2,193,794	955,093	684,492	516,960	2,156,544	5,701,044
PS Regular		965,517	74,113	891,404	64,846	63,573	84,278	212,697	76,167	91,024	66,858	234,230	67,177	93,738	71,624	201,521	70,499	104,733	67,723	242,956	891,404
RLIP		86,136	-	86,136	6,860	6,825	6,817	20,502	6,806	6,881	6,914	20,602	7,323	7,293	7,601	22,217	7,638	7,600	7,577	22,815	86,136
MOOE		4,474,708	224,588	4,267,184	45,879	54,159	87,154	190,304	292,301	236,306	284,838	813,445	272,596	485,894	1,140,417	1,898,907	693,604	487,336	386,826	1,567,766	4,267,184
FinEx		774	28	746	0	0	0	0	2	0	0	2	0	5	5	319	353	67	739	746	
CO		479,552	23,978	455,574	0	0	2,705	2,705	518	6,333	52,606	59,457	4,548	2,356	64,239	71,143	183,032	84,470	54,766	322,268	455,574


Prepared by:


 NENITA D. MONTEJAR
 Chief Administrative Officer

Prepared by:


 FLOR A. CANDELARIA
 Chief Accountant

Approved:


 ATTY. MARIBETH C. PILIMPINAS
 (Interim Assistant National Statistician)
 Officer-in-Charge
 Civil Registration and Central Support Office