















Objectives/Results	Indicator	Baseline ^{a/}	Latest Data						Plan Target ^{b/}	Likelihood of Achieving the PDP target	Responsible Agency ^{c/}	Reporting Entity ^{d/}
CHAPTER 16: PROMOTING COMPETITION												
Societal Goal												
A healthy and resilient Philippines												
Intermediate Goal												
Transforming towards equity and resiliency and increasing growth potential												
Chapter Outcome 1												
Consumer Welfare Improved	Global Competitiveness Index (GCI) ranking improved	Percentile Rank: 59 Rank: 57/138 Score: 4.4/7	59	60	55				64		PCC, DOJ, DTI, ARTA, DOF, GCG, GPPB	DTI-CB
			2016	2017	2018	2019	2020	2021	2022	2022		
Chapter Outcome 2												
Market Efficiency Improved	GCI ranking improved	Percentile Rank: 59 Rank: 57/138 Score: 4.4/7	59	60	55				64		PCC, DOJ, DTI, ARTA, DOF, GCG, GPPB	DTI-CB
			2016	2017	2018	2019	2020	2021	2022	2022		
Sub-chapter Outcome 1												
Anti-competitive practices diminished	GCI Business Dynamism improved	Percentile Rank: 62 Rank: 52/138 Score: 4.1/7	58	72	69				71		DTI, PCC, ARTA	ARTA
			2016	2017	2018	2019	2020	2021	2022	2022		
	GCI Goods/Product Market Efficiency improved	Percentile Rank: 28 Rank: 99/138 Score: 4.1/7	13	20	19				65		DTI, PCC	DTI
			2016	2017	2018	2019	2020	2021	2022	2022		
	GCI Extent of Market Dominance improved	Percentile Rank: 17 Rank: 114/138 Score: 3.1/7	13	20	19				22		DTI, PCC, ARTA	ARTA
			2016	2017	2018	2019	2020	2021	2022	2022		
Sub-chapter Outcome 2												
Barriers to entry and re-entry reduced	GCI Market size improved	Percentile Rank: 78 Rank: 31/138 Score: 4.9/7	80	77	78				80		DTI-CB, PCC	DTI-CB
			2016	2017	2018	2019	2020	2021	2022	2022		
	Burden of government regulation improved ^{e/}	Percentile Rank: 15 Rank: 117/138 Score: 2.7 / 7	19	35	27				35		PCC	PCC
			2016	2017	2018	2019	2020	2021	2022	2022		
Sub-chapter Outcome 3												
Limits to entrepreneurship reduced	Starting a Business Score Improved	68.6	68	64	69	71			100		ARTA	ARTA
			2016	2017	2018	2019	2020	2021	2022	2022		
	Aggregate Outputs											
	Percentage of merger cases within the reglementary period of review	Baseline: 100%	100	100	100	100	100	100	100%		PCC	PCC
			2016	2017	2018	2019	2020	2021	2022	2022		
	Percentage of adjudication proceedings resolved within the reglementary period	Baseline: 100%	100	100	100	100	100	100%	100%		PCC	PCC
			2016	2017	2018	2019	2020	2021	2022	2022		

Objectives/Results	Indicator	Baseline ^{a/}	Latest Data						Plan Target ^{b/}	Likelihood of Achieving the PDP target	Responsible Agency ^{c/}	Reporting Entity ^{d/}
CHAPTER 16: PROMOTING COMPETITION												
	Percentage of competition-related complaints acted upon within prescribed period	Baseline: 100%	100	100	100	100	100	100	99%		PCC	PCC
			2016	2017	2018	2019	2020	2021	2022	2022		
	Percentage of households aware of the PCC	Baseline: 1.00%		4.10	5.33	6.32	5.59	4.77	7.50%		PCC	PCC
			2016	2017	2018	2019	2020	2021	2022	2022		
	Number of competition-related publications released by major academic and research institutions	3	6	9	6	12	18	19	76		PCC	PCC
			2016	2017	2018	2019	2020	2021	2022	2022		
	Number of agencies capacitated by ARTA on Regulatory Impact Analysis	44 ^{f/}				46	66	67	206		ARTA	ARTA
			2019			2020	2021	2022	2022			

^{a/} Actual data as of December 2016, or latest available.

^{b/} EOP targets were adjusted to take into consideration effects of COVID-19 pandemic; may either be the cumulative or incremental target value at the end of the Plan period.

^{c/} Concerned NEDA Board Committees/Cabinet Cluster/Inter-Agency Committees responsible for delivering the outcomes and the concerned implementing agencies for delivering the outputs

^{d/} Lead agency responsible for reporting progress on indicator targets

^{e/} The "Burden on government regulations" indicator was transferred from Sub-chapter Outcome 3 (Reducing limits to entrepreneurship) to Sub-chapter Outcome 2 (Reducing barriers to entry and re-entry).

^{f/} Baseline year for "Number of agencies capacitated by ARTA on Regulatory Impact Analysis" under aggregate outputs is 2019, concurrent with the establishment of ARTA

List of acronyms:

ARTA - Anti-Red Tape Authority
 DOF - Department of Finance
 DOJ - Department of Justice
 DTI - Department of Trade and Industry

DTI-CB - DTI-Competitiveness Bureau
 GCG - Governance Commission for GOCCs
 GPPB - Government Procurement Policy Board
 PCC - Philippine Competition Commission