



# SPECIAL RELEASE

## 2021 Annual Survey of Philippine Business and Industry Human Health and Social Work Activities Section Final Results

Date of Release: 05 October 2023

Reference No. 2023-SSO-162

Table A. Comparative Summary Statistics for Human Health and Social Work Activities Section: Philippines, 2020 and 2021

Particulars	2020 <sup>f</sup>	2021 <sup>f</sup>	Growth Rate (%)
Total Number of Establishments	7,217	7,262	0.6
Total Employment	218,465	218,620	0.1
Average Number of Workers per Establishment	30	30	0.0
Total Compensation (in thousand pesos)	53,497,132	58,497,843	9.3
Average Annual Compensation per Paid Employee (in pesos)	248,115	270,313	8.9
Total Revenue (in thousand pesos)	252,446,272	270,136,629	7.0
Total Expense (in thousand pesos)	212,481,439	230,462,740	8.5
Revenue per Expense Ratio	1.19	1.17	(1.7)
Sales from E-commerce Transactions (in thousand pesos)	-	363	-

*f* – final

( ) – negative value

– zero value

Sources: Philippine Statistics Authority, 2020 and 2021 ASPBI (Final Results)



Management System  
ISO 9001:2015  
www.tuv.com  
ID: 9108640991



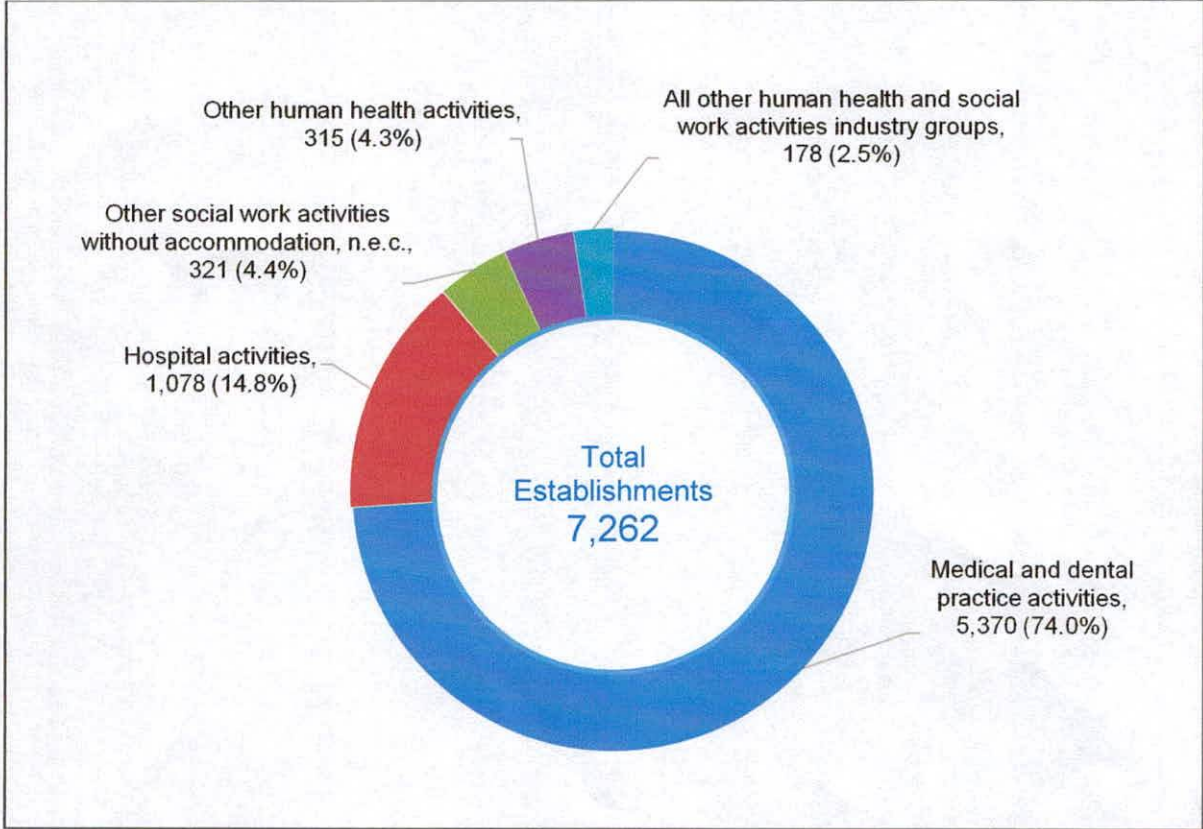
PSA Complex, East Avenue, Diliman, Quezon City, Philippines 1101  
Telephone: (632) 938-5267  
www.psa.gov.ph

**Medical and dental practice activities industry group had the highest share to the total number of establishments**

The final results of the 2021 Annual Survey of Philippine Business and Industry (ASPBI) showed that a total of 7,262 establishments in the formal sector of the economy were engaged in human health and social work activities. This reflects an increase of 0.6 percent from the 7,217 establishments reported in 2020. (Tables A and 1)

Among industry groups, medical and dental practice activities led with 5,370 establishments or 74.0 percent of the total establishments for the section in 2021. This was followed by hospital activities with 1,078 establishments (14.8%) and other social work activities without accommodation, not elsewhere classified with 321 establishments (4.4%). (Figure 1 and Table 1)

Figure 1. Distribution of Establishments Under Human Health and Social Work Activities Section by Industry Group: Philippines, 2021



Source: Philippine Statistics Authority, 2021 ASPBI (Final Results)

At the regional level, the National Capital Region (NCR) registered the highest number of 2,252 establishments or 31.0 percent of the total. CALABARZON and Central Luzon followed

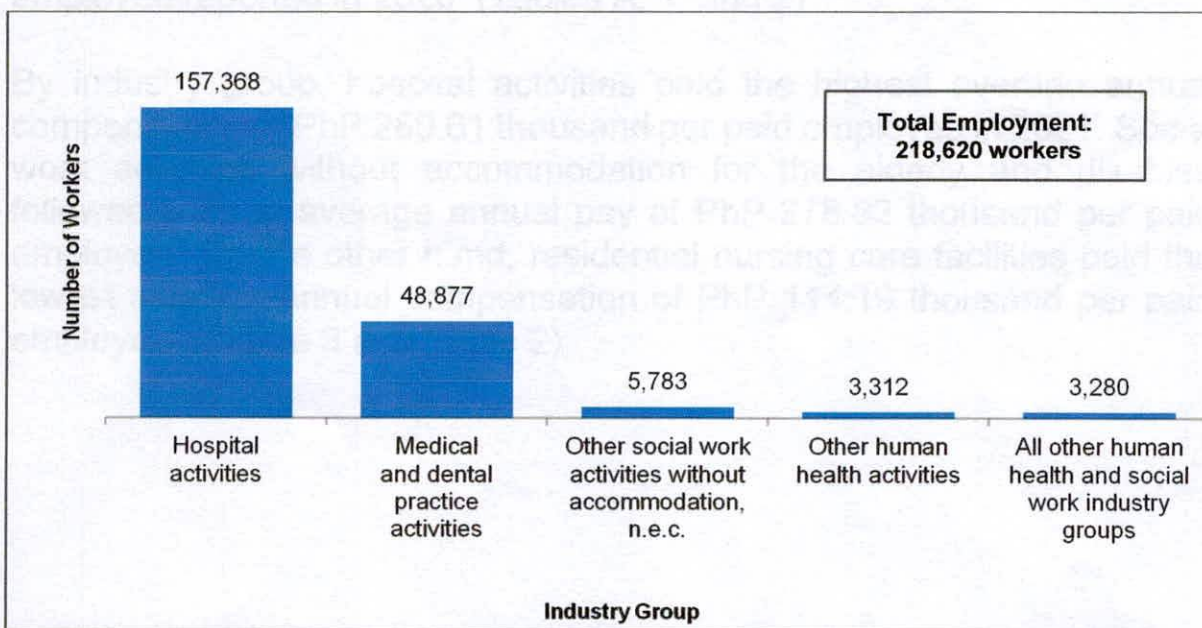
with 1,143 establishments (15.7%) and 777 establishments (10.7%), respectively. (Table 3)

**Hospital activities industry group employed the highest number of workers**

The human health and social work activities section employed a total of 218,620 workers in 2021. This indicates an increase of 0.1 percent from the 218,465 workers recorded in 2020. Of the total workforce, 216,408 workers or 99.0 percent were paid employees, while the remaining were working owners and unpaid workers. (Tables A and 1)

Among industry groups, hospital activities employed the highest number of 157,368 workers (72.0%) in 2021. This was followed by medical and dental practice activities and other social work activities without accommodation, not elsewhere classified with 48,877 workers (22.4%) and 5,783 workers (2.6%), respectively. (Figure 2 and Table 1)

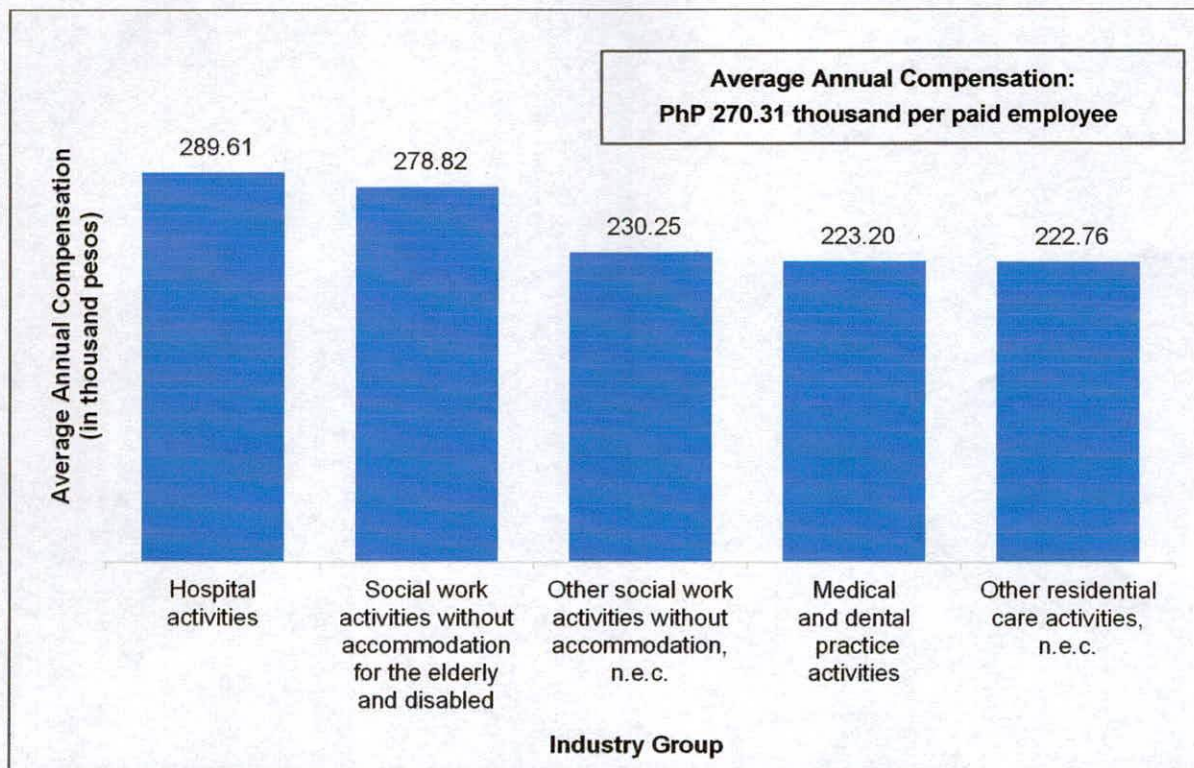
Figure 2. Distribution of Employment for Human Health and Social Work Activities Section by Industry Group: Philippines, 2021



Source: Philippine Statistics Authority, 2021 ASPBI (Final Results)

NCR topped among the regions in terms of employment with 70,316 workers (32.2%). This was followed by CALABARZON and Central Luzon with 33,344 workers (15.3%) and 22,947 workers (10.5%), respectively. (Table 3)

Figure 3. Average Annual Compensation of Paid Employees for the Top Five Industries of Human Health and Social Work Activities Section by Industry Group: Philippines, 2021



Source: Philippine Statistics Authority, 2021 ASPBI (Final Results)

By region, NCR paid the highest average annual compensation of PhP 380.04 thousand per paid employee, while Bangsamoro Autonomous Region in Muslim Mindanao recorded the lowest average annual compensation of PhP 129.85 thousand per paid employee in 2021. (Table 4)

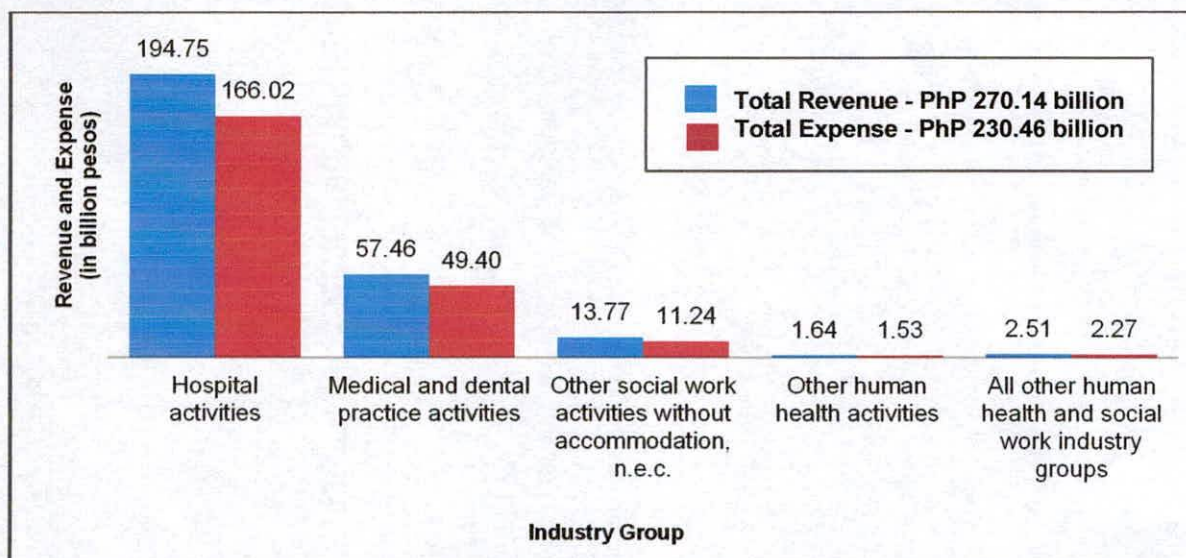
### **Hospital activities industry group contributed the highest share to the total revenue and total expense**

The section generated a total revenue of PhP 270.14 billion in 2021, indicating an increase of 7.0 percent from the total revenue of PhP 252.45 billion in 2020. Meanwhile, total expense incurred by the section amounted to PhP 230.46 billion in 2021. This was 8.5 percent higher than the total expense of PhP 212.48 billion in 2020. (Figure 4, and Tables A and 1)

The top three industry groups in terms of total revenue and total expense for the section were as follows:

1. Hospital activities accounted for the highest share with total revenue of PhP 194.75 billion (72.1%) and total expense of PhP 166.02 billion (72.0%);
2. Medical and dental practice activities with PhP 57.46 billion (21.3%) total revenue and PhP 49.40 billion (21.4%) total expense; and
3. Other social work activities without accommodation, not elsewhere classified with PhP 13.77 billion (5.1%) total revenue and PhP 11.24 billion (4.9%) total expense. (Figure 4 and Table 1)

Figure 4. Total Revenue and Total Expense for Human Health and Social Work Activities Section by Industry Group: Philippines, 2021



Note: Details may not add-up to total due to rounding and/or statistical disclosure control.  
 Source: Philippine Statistics Authority, 2021 ASPBI (Final Results)

The top three regions in terms of total revenue generation comprised 68.4 percent of the section’s total revenue. NCR earned the highest revenue amounting to PhP 121.07 billion (44.8%). This was followed by CALABARZON and Central Luzon with respective total revenue of PhP 40.89 billion (15.1%) and PhP 22.73 billion (8.4%). (Table 3)

Similarly, NCR emerged as the top spender with PhP 103.61 billion (45.0%) total expense. This was followed by CALABARZON and Central Luzon with PhP 35.51 billion (15.4%) and PhP 18.74 billion (8.1%) total expense, respectively. (Table 3)


The section generated a revenue per peso expense ratio of 1.17 in 2021, indicating a decline of 1.7 percent from the revenue per peso expense ratio of 1.19 in 2020. Among industry groups, residential care activities for the elderly and disabled generated the highest revenue per peso expense ratio of 1.28. (Tables A and 2)

By region, Cagayan Valley generated the highest revenue per peso expense ratio of 1.58. This was followed by Cordillera Administrative Region with 1.45 revenue per peso expense ratio and Zamboanga Peninsula with 1.39 revenue per peso expense ratio. (Table 4)


### **Sales from e-commerce amounted to PhP 363.00 thousand**

E-commerce transaction is the sale or purchase of goods or services, whether between businesses, households, individuals, governments, and other public or private organizations, conducted over the Internet. The goods and services are ordered over the Internet, but the payment and the ultimate delivery of the good or service may be conducted on or offline.

E-commerce sales generated by the section in 2021 amounted to PhP 363.00 thousand. This amount was solely from the medical and dental practice activities industry group, which is located in NCR. No sales from e-commerce was recorded in 2020. (Tables A and 1)



**DIVINA GRACIA L. DEL PRADO, PhD**  
Assistant Secretary  
Deputy National Statistician  
Sectoral Statistics Office

  
RCL/SCDG