

VOLUME – VIII

ISSN



# HOTELS AND RESTAURANTS



Republic of the Philippines

NATIONAL  
STATISTICS  
OFFICE  
Manila

**2005**  
**ANNUAL SURVEY OF**  
**PHILIPPINE BUSINESS**  
**AND INDUSTRY**

**HOTELS**  
**AND**  
**RESTAURANTS**



Republic of the Philippines

NATIONAL  
STATISTICS  
OFFICE  
Manila

## FOREWORD

Volume VIII contains the final results of the 2005 Annual Survey of Philippine Business and Industry (ASPBI) for Hotel and Restaurant Establishments. The 2005 ASPBI was conducted by the National Statistics Office (NSO) in May 2006 with the year 2005 as the reference period for data collection.

Statistics on number of establishments, employment, compensation, revenue, cost, fixed assets, capital expenditures, inventories and value added are presented by region and by industry group for easy reference by data users. Information contained in this report are useful to government and non-government agencies in formulating and implementing plans and programs.

This office acknowledges with sincere thanks and appreciation the cooperation of reporting establishments.



CARMELITA N. ERICATA  
Administrator

Manila, Philippines  
September 2007

# CONTENTS

|  | page |
|--|------|
| <b>FOREWORD</b> .....  | iii  |
| <b>EXPLANATORY TEXT</b>  |      |
| Introduction .....   |      |
| Legal Authority .....  |      |
| Confidentiality of Information .....   |      |
| Scope and Coverage .....   |      |
| Reference Period .....   |      |
| Frame .....  |      |
| Sampling Design .....  |      |
| Questionnaire Design .....   |      |
| Questionnaire Distribution and Collection .....  |      |
| Data Processing .....  |      |
| Tabulation .....   |      |
| Response .....   |      |
| Industrial Classification .....  |      |
| Geographic Classification .....  |      |
| Concepts and Definitions .....   |      |
| Symbols and Abbreviations .....  |      |
| <b>BRIEF ANALYSIS</b> .....  |      |
| Figure A   |      |
| Figure B   |      |
| <b>STATISTICAL TABLES</b>  |      |
| Table A  |      |
| Summary statistics for all hotel and restaurant establishments by industry class: Philippines, 2005 .....                                  | 3    |
| Table B  |      |
| Summary statistics for hotel and restaurant establishments with average total employment of 20 and over by region: Philippines, 2005 ..... | 4    |

|  |   | page |
|--|---|------|
| <b>STATISTICAL TABLES FOR ESTABLISHMENTS WITH ATE OF 20 AND OVER</b> |   |      |
| Table 1  | Summary statistics for hotel and restaurant establishments with average total employment of 20 and over by industry class: Philippines, 2005 .....  | 7    |
| Table 1.1  | Summary statistics for hotel and restaurant establishments with average total employment of 20 and over by region and industry class: Philippines, 2005 .....   | 14   |
| Table 2  | Number of establishments and employment by type of worker and sex for hotel and restaurant establishments with average total employment of 20 and over by industry class: Philippines, 2005 ..                          | 14   |
| Table 2.1  | Number of establishments and employment by type of worker and sex for hotel and restaurant establishments with average total employment of 20 and over by region and industry class: Philippines, 2005 .....            | 18   |
| Table 3  | Number of establishments and compensation of paid employees for hotel and restaurant establishments with average total employment of 20 and over by industry class: Philippines, 2005 ..                                | 18   |
| Table 3.1  | Number of establishments and compensation of paid employees for hotel and restaurant establishments with average total employment of 20 and over by region and industry class: Philippines, 2005 .....                  | 22   |
| Table 4  | Number of establishments and revenue by type for hotel and restaurant establishments with average total employment of 20 and over by industry class: Philippines, 2005 .....  | 22   |
| Table 4.1  | Number of establishments and revenue by type for hotel and restaurant establishments with average total employment of 20 and over by region and industry class: Philippines, 2005 .....                                 | 29   |
| Table 4a   | Number of establishments and value of non-industrial services done for others by hotel and restaurant establishments with average total employment of 20 and over by industry class: Philippines, 2005 .....            | 29   |
| Table 4a.1   | Number of establishments and value of non-industrial services done for others by hotel and restaurant establishments with average total employment of 20 and over by region and industry class: Philippines, 2005 ..... | 33   |
| Table 5  | Number of establishments and cost by type for hotel and restaurant establishments with average total employment of 20 and over by industry class: Philippines, 2005 .....   | 33   |
| Table 5.1  | Number of establishments and cost by type for hotel and restaurant establishments with average total employment of 20 and over by region and industry class: Philippines, 2005 .....                                    | 44   |

CONTENTS - continued

|            | page  |    |
|------------|---|----|
| Table 5a   | Number of establishments and value of industrial services done by others for hotel and restaurant establishments with average total employment of 20 and over by industry class: Philippines, 2005 . . . . .  | 44 |
| Table 5a.1 | Number of establishments and value of industrial services done by others for hotel and restaurant establishments with average total employment of 20 and over by region and industry class: Philippines, 2005 . . . . .                                 | 48 |
| Table 5b   | Number of establishments and value of non-industrial services done by others for hotel and restaurant establishments with average total employment of 20 and over by industry class: Philippines, 2005 . . . . .  | 48 |
| Table 5b.1 | Number of establishments and value of non-industrial services done by others for hotel and restaurant establishments with average total employment of 20 and over by region and industry class: Philippines, 2005 . . . . .                             | 52 |
| Table 6    | Number of establishments, gross additions to fixed assets, capital expenditures and sale of fixed assets for hotel and restaurant establishments with average total employment of 20 and over by industry class: Philippines, 2005 . . . . .            | 52 |
| Table 6.1  | Number of establishments, gross additions to fixed assets, capital expenditures and sale of fixed assets for hotel and restaurant establishments with average total employment of 20 and over by region and industry class: Philippines, 2005 . . . . . | 56 |
| Table 6a   | Number of establishments and sale of fixed assets by type for hotel and restaurant establishments with average total employment of 20 and over by industry class: Philippines, 2005 . . . . .   | 56 |
| Table 6a.1 | Number of establishments and sale of fixed assets by type for hotel and restaurant establishments with average total employment of 20 and over by region and industry class: Philippines, 2005 . . . . .  | 64 |
| Table 7    | Number of establishments and capital expenditures by type of fixed assets for hotel and restaurant establishments with average total employment of 20 and over by industry class: Philippines, 2005 . . . . .   | 64 |
| Table 7.1  | Number of establishments and capital expenditures by type of fixed assets for hotel and restaurant establishments with average total employment of 20 and over by region and industry class: Philippines, 2005 . . . . .                                | 71 |
| Table 7a   | Number of establishments and capital expenditures for all fixed assets by mode of acquisition for hotel and restaurant establishments with average total employment of 20 and over by industry class: Philippines, 2005 . . . . .                       | 71 |

|            | page   |    |
|------------|--|----|
| Table 7a.1 | Number of establishments and capital expenditures for all fixed assets by mode of acquisition for hotel and restaurant establishments with average total employment of 20 and over by region and industry class: Philippines, 2005 . . . . . | 75 |
| Table 8    | Number of establishments and book value by type of fixed assets and intangible assets for hotel and restaurant establishments with average total employment of 20 and over by industry class: Philippines, 2005 . . . . .                    | 75 |
| Table 8.1  | Number of establishments and book value by type of fixed assets and intangible assets for hotel and restaurant establishments with average total employment of 20 and over by region and industry class: Philippines, 2005 . . . . .         | 82 |
| Table 9    | Number of establishments and inventories for hotel and restaurant establishments with average total employment of 20 and over by industry class: Philippines, 2005 . . . . .   | 82 |
| Table 9.1  | Number of establishments and inventories for hotel and restaurant establishments with average total employment of 20 and over by region and industry class: Philippines, 2005 . . . . .  |    |

**STATISTICAL TABLES FOR ESTABLISHMENTS WITH ATE OF LESS THAN 20**

|          |   |    |
|----------|---|----|
| Table 1  | Summary statistics for hotel and restaurant establishments with average total employment of less than 20 by industry class: Philippines, 2005 . . . . .   | 91 |
| Table 2  | Number of establishments and employment by type of worker and sex for hotel and restaurant establishments with average total employment of less than 20 by industry class: Philippines, 2005 . .                  | 92 |
| Table 3  | Number of establishments and compensation of paid employees for hotel and restaurant establishments with average total employment of less than 20 by industry class: Philippines, 2005 . .                        | 92 |
| Table 4  | Number of establishments and revenue by type for hotel and restaurant establishments with average total employment of less than 20 by industry class: 2005 . . . . .  | 93 |
| Table 4a | Number of establishments and value of non-industrial services done for others by hotel and restaurant establishments with average total employment of less than 20 by industry class: Philippines, 2005 . . . . . | 94 |
| Table 5  | Number of establishments and costs by type for hotel and restaurant establishments with average total employment of less than 20 by industry class: Philippines, 2005 . . . . .                                   | 94 |

CONTENTS - continued

|          | page  |
|----------|---|
| Table 5a | Number of establishments and value of industrial services done by others for hotel and restaurant establishments with average total employment of less than 20 by industry class: Philippines, 2005 . . . . . 96  |
| Table 5b | Number of establishments and value of non-industrial services done by others for hotel and restaurant establishments with average total employment of less than 20 by industry class: Philippines, 2005 . . . . . 96  |
| Table 6  | Number of establishments, gross additions to fixed assets, capital expenditures for fixed assets and sale of fixed assets for hotel and restaurant establishments with average total employment of less than 20 by industry class: Philippines, 2005 . . . . . 97 |
| Table 6a | Number of establishments and sale of fixed by type for hotel and restaurant establishments with average total employment of less than 20 by industry class: Philippines, 2005 . . . . . 97  |
| Table 7  | Number of establishments and capital expenditures by type of fixed assets for hotel and restaurant establishments with average total employment of less than 20 by industry class: Philippines, 2005 . . . . . 98   |
| Table 7a | Number of establishments and capital expenditures for all fixed assets by mode of acquisition for hotel and restaurant establishments with average total employment of less than 20 by industry class: Philippines, 2005 . . . . . 99                             |
| Table 8  | Number of establishments and book value by type of fixed assets and intangible assets for hotel and restaurant establishments with average total employment of less than 20 by industry class: Philippines, 2005 . . . . . 100                                    |
| Table 9  | Number of establishments and inventories for hotel and restaurant establishments with average total employment of less than 20 by industry class: Philippines, 2005 . . . . . 101   |

**APPENDICES**

|            |   |
|------------|---|
| Appendix A | 1994 Philippine Standard Industrial Classification (Major Division H)                   |
| Appendix B | 2005 Annual Survey of Philippine Business And Industry Questionnaire (ASPBI Form No. 1) |

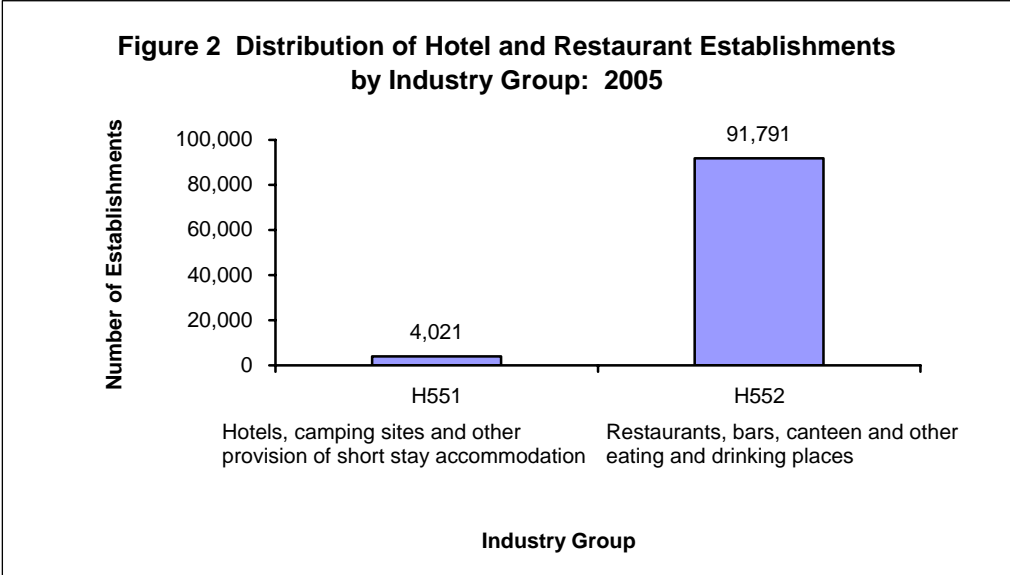
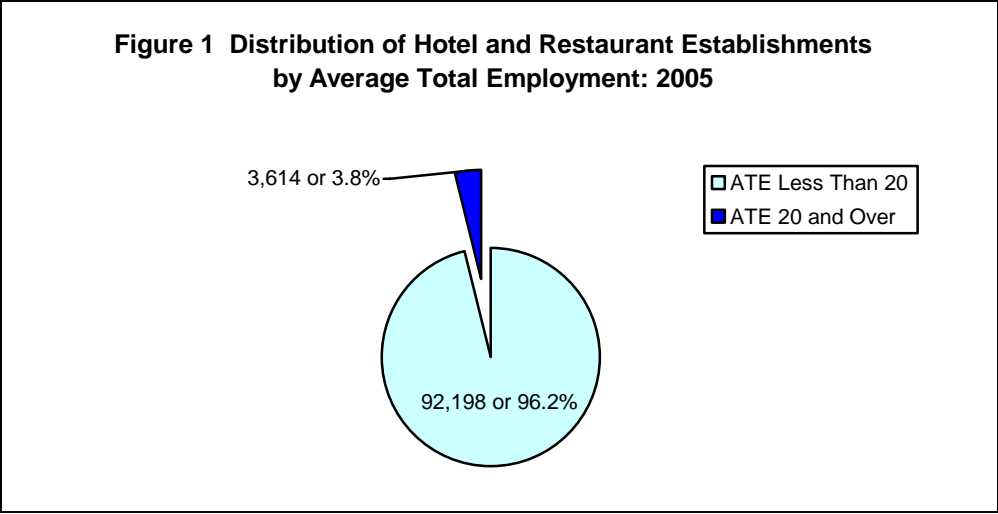


# Brief Analysis

## Number of Establishments

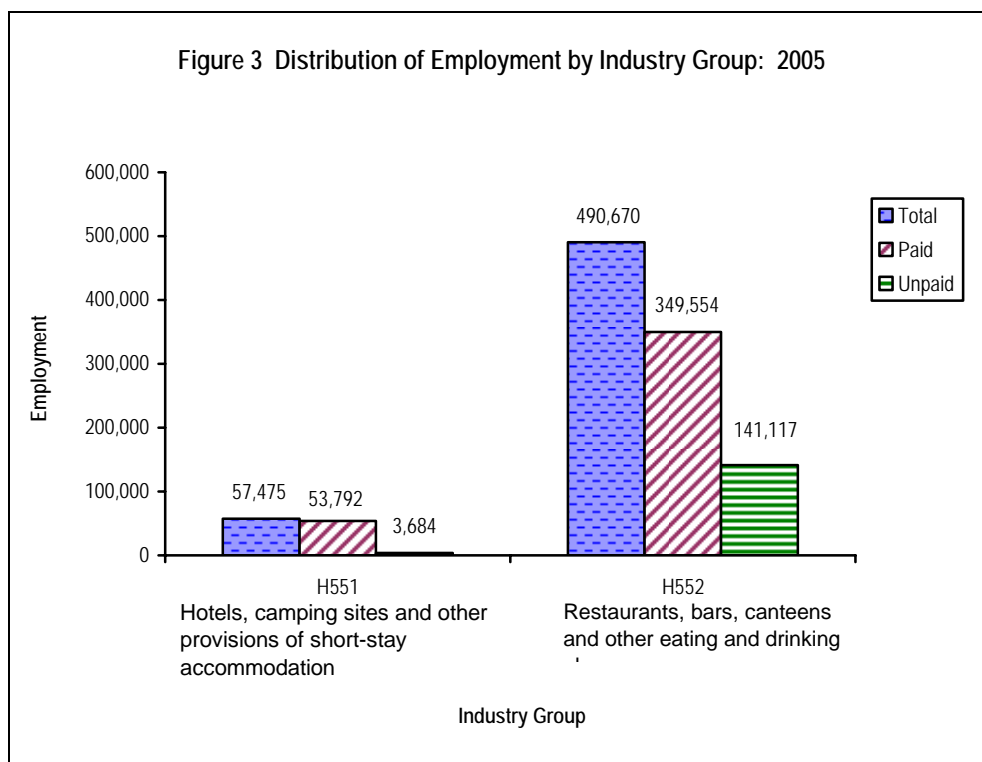
The 2005 Annual Survey of Philippine Business and Industry (ASPBI) covered a total of 95,812 hotel and restaurant establishments which is 9.2 percent higher than the 2003 ASPBI (87,760). A total of 92,198 establishments or 96.2 percent had an average total employment (ATE) of less than 20 while 3,614 or 3.8 percent had ATE of 20 and over. See Figure 1 for the distribution of hotel and restaurant establishments by average total employment.

Most of these establishments, 91,791 or 95.8 percent were involved in restaurants, bars, canteens and other eating and drinking places (PSIC H552) while hotels, camping sites and other provisions of short-stay accommodation (PSIC H551) made up the remaining 4.2 percent or 4,021 of the total count. Figure 2 shows the distribution of establishments by industry group.



## Employment

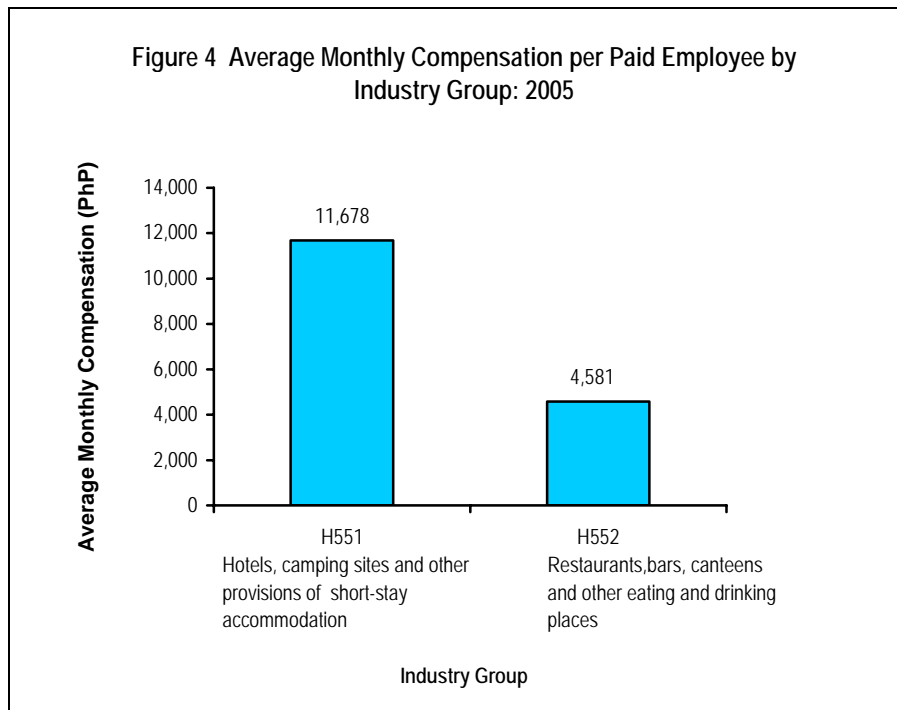
Hotel and restaurant establishments reached a total employment of 548,146 which was 12.8 percent more than what was reported in 2003 (485,840). A total of 403,345 or 73.6 percent were paid employees while 144,801 or 26.4 percent were working owners and unpaid workers. Restaurants, bars, canteens and other eating and drinking places establishments employed 349,554 paid workers or 86.7 percent of the total. Hotels, camping sites and other provisions of short-stay accommodation employed a total of 53,792 or 13.3 percent. See Figure 3 for the distribution of employment by industry group.



## Compensation

Total compensation paid by hotel and restaurant establishments amounted to PhP 26.8 billion in 2005, equivalent to an average monthly compensation of PhP 5,528 per paid employee. By industry, establishments engaged in restaurants, bars, canteens and other eating and drinking places paid PhP 19.2 billion or 71.8 percent of the total compensation while 28.2 percent or PhP 7.5 billion was paid by hotels, camping sites and other provisions of short-stay accommodation.

Establishments engaged in hotels, camping sites and other provisions of short-stay accommodation paid the highest monthly compensation of PhP 11,678 per paid employee. Those engaged in restaurant and similar establishments received an average monthly compensation of PhP 4,581. Figure 4 displays the average monthly compensation per paid employee by industry group.

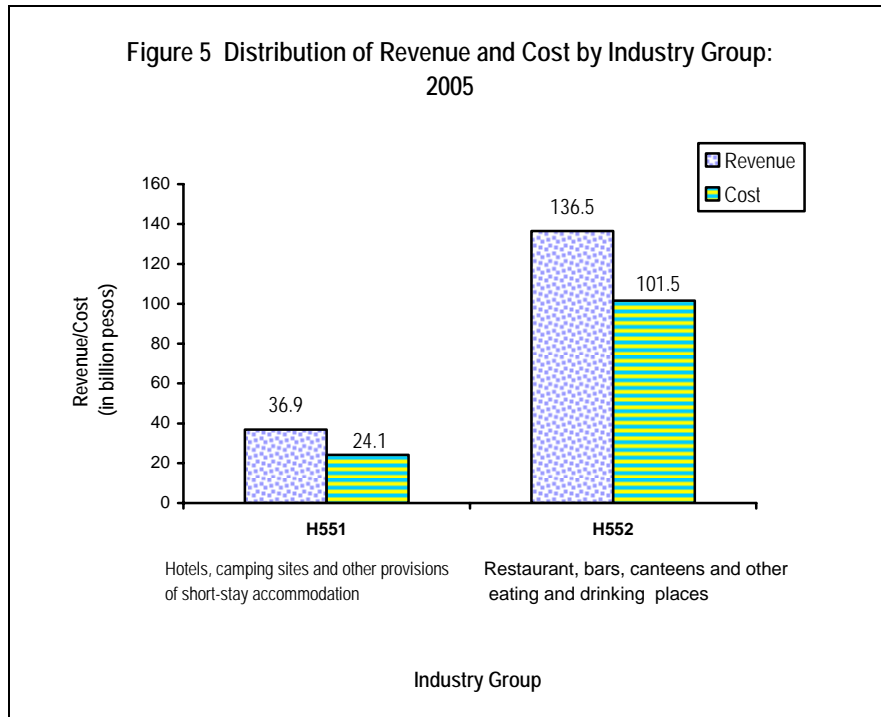


## Revenue

Total revenue earned by hotels and restaurants amounted to PhP 173.4 billion, posting a 41.1 percent hike from the 2003 ASPBI output (PhP 123 billion). A total of PhP 136.5 billion or 78.7 percent was contributed by restaurants, bars, canteens and other eating and drinking places establishments. The remaining PhP 36.9 billion or 21.3 percent was contributed by hotels, camping sites and other provision of short-stay accommodation.

## Cost

Total cost incurred by hotel and restaurant establishments, excluding compensation, amounted to PhP 125.6 billion in 2005. This is 47.0 percent higher compared to the PhP 85.4 billion expenditures in 2003. About PhP 101.5 billion or 80.8 percent was spent by establishments engaged in restaurants, bars, canteens and other eating and drinking places. Those engaged in hotels, camping sites and other provisions of short-stay accommodation activities disbursed a total cost of PhP 24.1 billion or 19.2 percent of the total cost. Figures 5 shows the distribution of revenue and cost by industry group.



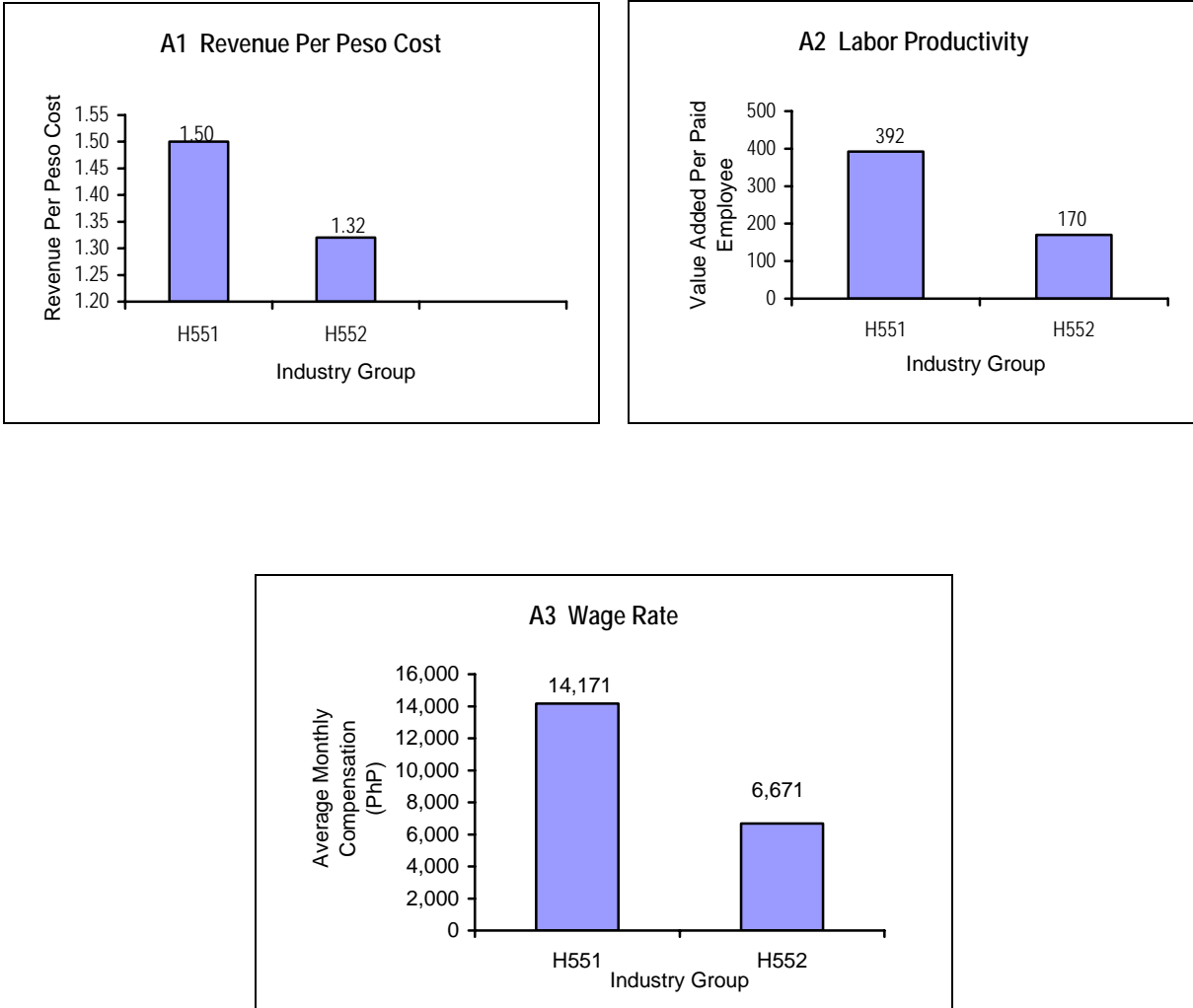
### **Gross Additions to Fixed Assets**

The sector's gross additions to fixed assets in 2005 amounting to PhP 4.5 billion. Restaurants, bars, canteens and other eating and drinking places contributed a total of PhP 1.7 billion or 38.4 percent while the remaining 61.6 percent or PhP 2.8 billion came from hotels, camping sites and other provisions of short-stay accommodation.

### **Value Added**

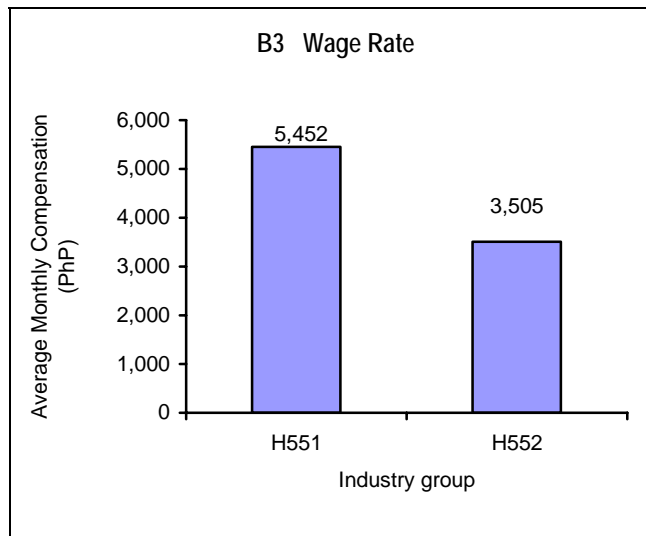
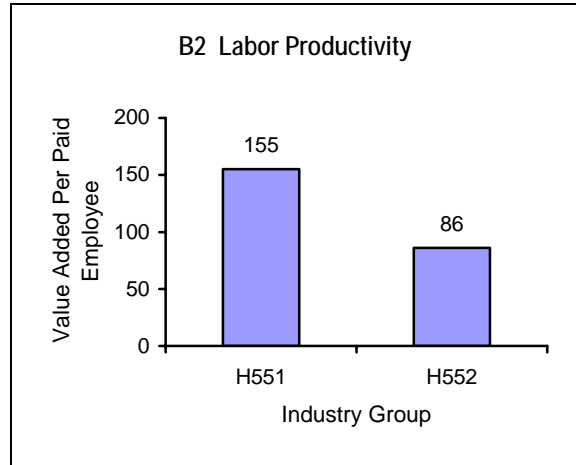
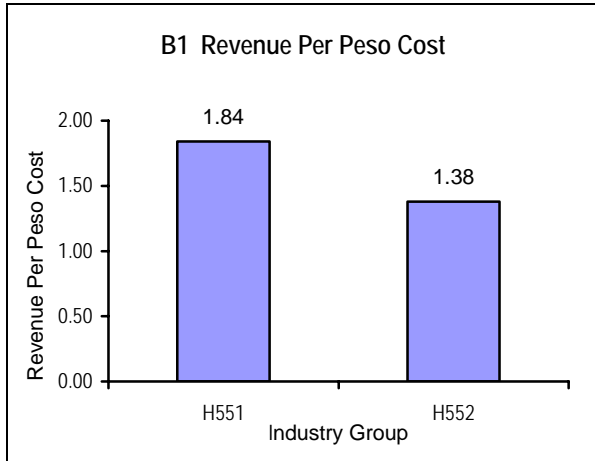
In 2005, value added for hotels and restaurants was estimated at PhP 57.4 billion which increased by 22.7 percent over the 2003 value. Restaurants and similar establishments contributed the biggest share at PhP 40 billion or 69.7 percent. The remaining share came from those engaged in hotels, camping sites and other provisions of short-stay accommodation activities with PhP 17.4 billion or 30.3 percent.

Figure A Productivity Indicators for Hotel and Restaurant Establishments with ATE of 20 and Over: 2005



H551 - Hotels and camping sites and other provisions of short-stay accommodation  
H552 - Restaurants, bars, canteens and other eating and drinking places

Figure B Productivity Indicators for Hotel and Restaurant Establishments with ATE of Less Than 20: 2005



H551 - Hotels and camping sites and other provisions of short-stay accommodation  
H552 - Restaurants, bars, canteens and other eating and drinking places

# Statistical Table



Table A Summary Statistics for All Hotel and Restaurant Establishments by Industry Class: Philippines, 2005

(Value in thousand pesos. Details may not add up to total due to rounding)

| 1994<br>PSIC<br>Code | Industry Description  | Number<br>of<br>Establishments | Employment<br>As of November 15 |                   |                   | Total<br>Compensation | Total<br>Revenue   |
|----------------------|---|--------------------------------|---------------------------------|-------------------|-------------------|-----------------------|--------------------|
|                      |   |                                | Total                           | Paid<br>Employees | Unpaid<br>Workers |                       |                    |
|                      |   |                                | (1)                             | (2)               | (3)               |                       |                    |
|                      | <b>Hotels and Restaurants</b>   | <b>95,812</b>                  | <b>548,146</b>                  | <b>403,345</b>    | <b>144,801</b>    | <b>26,754,561</b>     | <b>173,379,044</b> |
| 551                  | Hotels, camping sites and other provisions<br>of short-stay accommodation   | 4,021                          | 57,475                          | 53,792            | 3,684             | 7,538,338             | 36,922,814         |
| 5521                 | Restaurants, cafes and fastfood centers   | 74,195                         | 405,747                         | 288,039           | 117,708           | 16,180,533            | 118,852,222        |
| 5522-5529            | Refreshment stands, kiosks, counters, day<br>and night clubs, bars and cocktail lounges<br>and other restaurants, cafes and fastfood<br>centers n.e.c | 17,596                         | 84,923                          | 61,515            | 23,409            | 3,035,690             | 17,604,007         |

| 1994<br>PSIC<br>Code | Industry Description  | Total<br>Cost      | Gross Additions to<br>Fixed Assets | Change<br>in Inventories | Value<br>Added    | Subsidies |
|----------------------|---|--------------------|------------------------------------|--------------------------|-------------------|-----------|
|                      |   | (7)                | (8)                                | (9)                      | (10)              | (11)      |
|                      | <b>Hotels and Restaurants</b>   | <b>125,584,176</b> | <b>4,511,313</b>                   | <b>605,239</b>           | <b>57,448,152</b> | <b>-</b>  |
| 551                  | Hotels, camping sites and other provisions<br>of short-stay accommodation   | 24,125,636         | 2,779,589                          | 147,765                  | 17,429,584        | -         |
| 5521                 | Restaurants, cafes and fastfood centers   | 90,127,413         | 1,646,561                          | 336,018                  | 33,093,885        | -         |
| 5522-5529            | Refreshment stands, kiosks, counters, day<br>and night clubs, bars and cocktail lounges<br>and other restaurants, cafes and fastfood<br>centers n.e.c | 11,331,127         | 85,163                             | 121,456                  | 6,924,682         | -         |

Table B Summary Statistics for Hotel and Restaurant Establishments with Average Total Employment of 20 and Over by Region: Philippines, 2005

(Value in thousand pesos. Details may not add up to total due to rounding)

| Region                               | Number of Establishments | Employment As of November 15 |                |                | Total Compensation | Total Revenue      |
|--------------------------------------|--------------------------|------------------------------|----------------|----------------|--------------------|--------------------|
|                                      |                          | Total                        | Paid Employees | Unpaid Workers |                    |                    |
|                                      | (1)                      | (2)                          | (3)            | (4)            | (5)                | (6)                |
| <b>Philippines</b>                   | <b>3,614</b>             | <b>159,174</b>               | <b>157,226</b> | <b>1,948</b>   | <b>16,043,458</b>  | <b>102,779,054</b> |
| National Capital Region              | 1,867                    | 83,538                       | 82,735         | 803            | 10,493,195         | 64,919,678         |
| Cordillera Administrative Region     | 90                       | 3,358                        | 3,314          | 44             | 223,379            | 1,570,503          |
| I - Ilocos                           | 108                      | 5,746                        | 5,672          | 74             | 345,786            | 2,293,454          |
| II - Cagayan Valley                  | 23                       | 816                          | 813            | 2              | 43,561             | 435,907            |
| III - Central Luzon                  | 305                      | 14,016                       | 13,918         | 98             | 1,101,476          | 7,505,519          |
| IV-A CALABARZON                      | 387                      | 15,951                       | 15,854         | 97             | 1,255,136          | 8,712,666          |
| IV-B MIMAROPA                        | 16                       | 1,146                        | 1,125          | 21             | 163,113            | 986,446            |
| V - Bicol                            | 60                       | 1,969                        | 1,920          | 49             | 115,537            | 740,657            |
| VI - Western Visayas                 | 189                      | 7,618                        | 7,363          | 255            | 472,026            | 3,002,770          |
| VII - Central Visayas                | 224                      | 11,934                       | 11,745         | 189            | 1,082,122          | 7,908,322          |
| VIII - Eastern Visayas               | 25                       | 907                          | 898            | 9              | 57,594             | 280,458            |
| IX - Zamboanga Peninsula             | 37                       | 1,608                        | 1,569          | 39             | 81,318             | 471,605            |
| X - Northern Mindanao                | 88                       | 3,298                        | 3,251          | 47             | 165,490            | 1,205,202          |
| XI - Davao                           | 122                      | 4,953                        | 4,800          | 153            | 329,944            | 2,083,293          |
| XII - SOCCSKSARGEN                   | 47                       | 1,461                        | 1,430          | 31             | 79,777             | 464,142            |
| XIII - Caraga                        | 22                       | 718                          | 696            | 22             | 28,923             | 173,017            |
| Autonomous Region in Muslim Mindanao | 4                        | 137                          | 122            | 15             | 5,079              | 25,415             |

| Region                               | Total Cost        | Gross Additions to Fixed Assets | Change in Inventories | Value Added       | Subsidies |
|--------------------------------------|-------------------|---------------------------------|-----------------------|-------------------|-----------|
|                                      | (7)               | (8)                             | (9)                   | (10)              | (11)      |
| <b>Philippines</b>                   | <b>75,099,887</b> | <b>3,983,975</b>                | <b>311,912</b>        | <b>35,301,252</b> | <b>-</b>  |
| National Capital Region              | 47,898,493        | 2,331,329                       | 160,288               | 21,901,499        | -         |
| Cordillera Administrative Region     | 1,102,147         | 1,459                           | -900                  | 533,926           | -         |
| I - Ilocos                           | 1,638,826         | 260,281                         | 1,911                 | 796,014           | -         |
| II - Cagayan Valley                  | 339,690           | 98,033                          | -764                  | 130,882           | -         |
| III - Central Luzon                  | 5,351,523         | 209,245                         | 74,087                | 2,618,056         | -         |
| IV-A CALABARZON                      | 6,541,936         | 478,273                         | 4,120                 | 2,611,075         | -         |
| IV-B MIMAROPA                        | 668,711           | 445,066                         | -835                  | 428,350           | -         |
| V - Bicol                            | 511,179           | 8,699                           | 6,937                 | 277,652           | -         |
| VI - Western Visayas                 | 2,175,871         | 86,434                          | 7,743                 | 1,025,325         | -         |
| VII - Central Visayas                | 5,423,107         | -104,348                        | 35,047                | 3,369,269         | -         |
| VIII - Eastern Visayas               | 207,951           | 34,666                          | 895                   | 90,221            | -         |
| IX - Zamboanga Peninsula             | 356,828           | 25,488                          | 1,115                 | 135,419           | -         |
| X - Northern Mindanao                | 842,267           | 84,208                          | 7,086                 | 450,790           | -         |
| XI - Davao                           | 1,555,138         | 19,627                          | 12,369                | 711,817           | -         |
| XII - SOCCSKSARGEN                   | 331,070           | 2,725                           | 4,503                 | 171,522           | -         |
| XIII - Caraga                        | 138,521           | 1,737                           | -1,724                | 38,746            | -         |
| Autonomous Region in Muslim Mindanao | 16,629            | 1,053                           | 32                    | 10,689            | -         |

**For Establishments  
with Average Total  
Employment of 20 and Over**

Table 1 Summary Statistics for Hotel and Restaurant Establishments with Average Total Employment of 20 and Over by Industry Class: Philippines, 2005

(Value in thousand pesos. Details may not add up to total due to rounding)

| 1994 PSIC Code | Industry Description  | Number of Establishments | Employment As of November 15 |                |                | Total Compensation | Total Revenue      |
|----------------|---|--------------------------|------------------------------|----------------|----------------|--------------------|--------------------|
|                |   |                          | Total                        | Paid Employees | Unpaid Workers |                    |                    |
|                |   | (1)                      | (2)                          | (3)            | (4)            | (5)                | (6)                |
|                | <b>Hotels and Restaurants</b>   | <b>3,614</b>             | <b>159,174</b>               | <b>157,226</b> | <b>1,948</b>   | <b>16,043,458</b>  | <b>102,779,054</b> |
| 551            | Hotels, camping sites and other provisions of short-stay accommodation  | 519                      | 39,100                       | 38,411         | 690            | 6,532,029          | 32,426,156         |
| 5521           | Restaurants, cafes and fastfood centers   | 2,762                    | 109,727                      | 108,909        | 818            | 8,877,441          | 66,858,964         |
| 5522-5529      | Refreshment stands, kiosks, counters, day and night clubs, bars and cocktail lounges and other restaurants, cafes and fastfood centers n.e.c. | 333                      | 10,346                       | 9,907          | 440            | 633,987            | 3,493,934          |

| 1994 PSIC Code | Industry Description  | Total Cost        | Gross Additions to Fixed Assets | Change in Inventories | Value Added       | Subsidies |
|----------------|---|-------------------|---------------------------------|-----------------------|-------------------|-----------|
|                |   | (7)               | (8)                             | (9)                   | (10)              | (11)      |
|                | <b>Hotels and Restaurants</b>   | <b>75,099,887</b> | <b>3,983,975</b>                | <b>311,912</b>        | <b>35,301,252</b> | <b>-</b>  |
| 551            | Hotels, camping sites and other provisions of short-stay accommodation  | 21,675,150        | 2,496,419                       | 104,782               | 15,052,811        | -         |
| 5521           | Restaurants, cafes and fastfood centers   | 50,965,200        | 1,457,158                       | 183,164               | 19,057,886        | -         |
| 5522-5529      | Refreshment stands, kiosks, counters, day and night clubs, bars and cocktail lounges and other restaurants, cafes and fastfood centers n.e.c. | 2,459,537         | 30,398                          | 23,966                | 1,190,554         | -         |

Table 1.1 Summary Statistics for Hotel and Restaurant Establishments with Average Total Employment of 20 and Over by Region and Industry Class: Philippines, 2005

(Value in thousand pesos. Details may not add up to total due to rounding)

| 1994 PSIC Code | Region/<br>Industry Description   | Number of Establishments | Employment As of November 15 |                |                | Total Compensation | Total Revenue      |
|----------------|---|--------------------------|------------------------------|----------------|----------------|--------------------|--------------------|
|                |   |                          | Total                        | Paid Employees | Unpaid Workers |                    |                    |
|                |   | (1)                      | (2)                          | (3)            | (4)            | (5)                | (6)                |
|                | <b>Philippines</b>  | <b>3,614</b>             | <b>159,174</b>               | <b>157,226</b> | <b>1,948</b>   | <b>16,043,458</b>  | <b>102,779,054</b> |
|                | National Capital Region   | 1,867                    | 83,538                       | 82,735         | 803            | 10,493,195         | 64,919,678         |
| 551            | Hotels, camping sites and other provisions of short-stay accommodation  | 180                      | 17,064                       | 16,735         | 329            | 4,499,065          | 21,094,572         |
| 5521           | Restaurants, cafes and fastfood centers   | 1,522                    | 60,886                       | 60,586         | 300            | 5,624,018          | 41,919,627         |
| 5522-5529      | Refreshment stands, kiosks, counters, day and night clubs, bars and cocktail lounges and other restaurants, cafes and fastfood centers n.e.c. | 165                      | 5,589                        | 5,414          | 175            | 370,112            | 1,905,479          |

Table 1.1 Summary Statistics for Hotel and Restaurant Establishments with Average Total Employment of 20 and Over by Region and Industry Class: Philippines, 2005 - (Continued)

(Value in thousand pesos. Details may not add up to total due to rounding)

| 1994<br>PSIC<br>Code | Region/<br>Industry Description   | Number<br>of<br>Establishments | Employment<br>As of November 15 |                   |                   | Total<br>Compensation | Total<br>Revenue |
|----------------------|---|--------------------------------|---------------------------------|-------------------|-------------------|-----------------------|------------------|
|                      |   |                                | Total                           | Paid<br>Employees | Unpaid<br>Workers |                       |                  |
|                      |   | (1)                            | (2)                             | (3)               | (4)               | (5)                   | (6)              |
|                      | Cordillera Administrative Region  | 90                             | 3,358                           | 3,314             | 44                | 223,379               | 1,570,503        |
| 551                  | Hotels, camping sites and other provisions of short-stay accommodation  | 11                             | 874                             | 867               | 7                 | 72,783                | 567,467          |
| 5521                 | Restaurants, cafes and fastfood centers   | 70                             | 2,272                           | 2,239             | 33                | 139,148               | 959,357          |
| 5522-5529            | Refreshment stands, kiosks, counters, day and night clubs, bars and cocktail lounges and other restaurants, cafes and fastfood centers n.e.c  | 9                              | 212                             | 207               | 5                 | 11,448                | 43,678           |
|                      | Region I - Ilocos   | 108                            | 5,746                           | 5,672             | 74                | 345,786               | 2,293,454        |
| 551                  | Hotels, camping sites and other provisions of short-stay accommodation  | 23                             | 1,527                           | 1,527             | -                 | 101,398               | 504,818          |
| 5521                 | Restaurants, cafes and fastfood centers   | 73                             | 3,839                           | 3,785             | 54                | 229,138               | 1,742,370        |
| 5522-5529            | Refreshment stands, kiosks, counters, day and night clubs, bars and cocktail lounges and other restaurants, cafes and fastfood centers n.e.c. | 12                             | 380                             | 360               | 20                | 15,249                | 46,266           |
|                      | Region II - Cagayan Valley  | 23                             | 816                             | 813               | 2                 | 43,561                | 435,907          |
| 551                  | Hotels, camping sites and other provisions of short-stay accommodation  | 7                              | 145                             | 142               | 2                 | 8,061                 | 34,161           |
| 5521                 | Restaurants, cafes and fastfood centers   | 16                             | 671                             | 671               | -                 | 35,501                | 401,746          |
|                      | Region III - Central Luzon  | 305                            | 14,016                          | 13,918            | 98                | 1,101,476             | 7,505,519        |
| 551                  | Hotels, camping sites and other provisions of short-stay accommodation  | 43                             | 3,380                           | 3,345             | 35                | 349,086               | 1,496,030        |
| 5521                 | Restaurants, cafes and fastfood centers   | 240                            | 10,080                          | 10,040            | 40                | 714,134               | 5,861,132        |
| 5522-5529            | Refreshment stands, kiosks, counters, day and night clubs, bars and cocktail lounges and other restaurants, cafes and fastfood centers n.e.c. | 22                             | 556                             | 534               | 22                | 38,256                | 148,356          |
|                      | Region IV-A CALABARZON  | 387                            | 15,951                          | 15,854            | 97                | 1,255,136             | 8,712,666        |
| 551                  | Hotels, camping sites and other provisions of short-stay accommodation  | 38                             | 1,898                           | 1,886             | 12                | 147,535               | 555,814          |
| 5521                 | Restaurants, cafes and fastfood centers   | 300                            | 12,571                          | 12,553            | 18                | 1,018,822             | 7,595,051        |
| 5522-5529            | Refreshment stands, kiosks, counters, day and night clubs, bars and cocktail lounges and other restaurants, cafes and fastfood centers n.e.c. | 49                             | 1,482                           | 1,415             | 67                | 88,778                | 561,800          |
|                      | Region IV-B MIMAROPA  | 16                             | 1,146                           | 1,125             | 21                | 163,113               | 986,446          |
| 551                  | Hotels, camping sites and other provisions of short-stay accommodation  | 9                              | 878                             | 857               | 21                | 141,635               | 859,086          |
| 5521                 | Restaurants, cafes and fastfood centers   | 7                              | 268                             | 268               | -                 | 21,478                | 127,361          |

Table 1.1 Summary Statistics for Hotel and Restaurant Establishments with Average Total Employment of 20 and Over by Region and Industry Class: Philippines, 2005 - (Continued)

(Value in thousand pesos. Details may not add up to total due to rounding)

| 1994<br>PSIC<br>Code | Region/<br>Industry Description   | Number<br>of<br>Establishments | Employment<br>As of November 15 |                   |                   | Total<br>Compensation | Total<br>Revenue |
|----------------------|---|--------------------------------|---------------------------------|-------------------|-------------------|-----------------------|------------------|
|                      |   |                                | Total                           | Paid<br>Employees | Unpaid<br>Workers |                       |                  |
|                      |   | (1)                            | (2)                             | (3)               | (4)               | (5)                   | (6)              |
|                      | Region V - Bicol  | 60                             | 1,969                           | 1,920             | 49                | 115,537               | 740,657          |
| 551                  | Hotels, camping sites and other provisions of short-stay accommodation  | 12                             | 396                             | 396               | -                 | 25,252                | 102,491          |
| 5521                 | Restaurants, cafes and fastfood centers   | 43                             | 1,430                           | 1,386             | 44                | 83,096                | 593,240          |
| 5522-5529            | Refreshment stands, kiosks, counters, day and night clubs, bars and cocktail lounges and other restaurants, cafes and fastfood centers n.e.c. | 5                              | 143                             | 138               | 5                 | 7,190                 | 44,926           |
|                      | Region VI - Western Visayas   | 189                            | 7,618                           | 7,363             | 255               | 472,026               | 3,002,770        |
| 551                  | Hotels, camping sites and other provisions of short-stay accommodation  | 49                             | 2,526                           | 2,490             | 36                | 168,335               | 719,741          |
| 5521                 | Restaurants, cafes and fastfood centers   | 116                            | 4,410                           | 4,253             | 157               | 268,931               | 1,970,679        |
| 5522-5529            | Refreshment stands, kiosks, counters, day and night clubs, bars and cocktail lounges and other restaurants, cafes and fastfood centers n.e.c. | 24                             | 682                             | 619               | 62                | 34,760                | 312,349          |
|                      | Region VII - Central Visayas  | 224                            | 11,934                          | 11,745            | 189               | 1,082,122             | 7,908,322        |
| 551                  | Hotels, camping sites and other provisions of short-stay accommodation  | 57                             | 5,912                           | 5,751             | 161               | 686,512               | 5,156,892        |
| 5521                 | Restaurants, cafes and fastfood centers   | 147                            | 5,379                           | 5,356             | 24                | 356,607               | 2,499,024        |
| 5522-5529            | Refreshment stands, kiosks, counters, day and night clubs, bars and cocktail lounges and other restaurants, cafes and fastfood centers n.e.c. | 20                             | 643                             | 638               | 5                 | 39,003                | 252,406          |
|                      | Region VIII - Eastern Visayas   | 25                             | 907                             | 898               | 9                 | 57,594                | 280,458          |
| 551                  | Hotels, camping sites and other provisions of short-stay accommodation  | 7                              | 403                             | 401               | 2                 | 31,513                | 79,722           |
| 5521                 | Restaurants, cafes and fastfood centers   | 14                             | 406                             | 399               | 7                 | 21,031                | 177,969          |
| 5522-5529            | Refreshment stands, kiosks, counters, day and night clubs, bars and cocktail lounges and other restaurants, cafes and fastfood centers n.e.c. | 4                              | 98                              | 98                | -                 | 5,050                 | 22,767           |
|                      | Region IX - Zamboanga Peninsula   | 37                             | 1,608                           | 1,569             | 39                | 81,318                | 471,605          |
| 551                  | Hotels, camping sites and other provisions of short-stay accommodation  | 10                             | 544                             | 521               | 23                | 30,460                | 98,217           |
| 5521                 | Restaurants, cafes and fastfood centers )   |                                |                                 |                   |                   |                       |                  |
| 5522-5529            | Refreshment stands, kiosks, counters, day and night clubs, bars and cocktail lounges )  |                                |                                 |                   |                   |                       |                  |
|                      | and other restaurants, cafes and fastfood )   |                                |                                 |                   |                   |                       |                  |
|                      | centers n.e.c. )  | 27                             | 1064                            | 1048              | 16                | 50,859                | 373,389          |

Table 1.1 Summary Statistics for Hotel and Restaurant Establishments with Average Total Employment of 20 and Over by Region and Industry Class: Philippines, 2005 - (Continued)

(Value in thousand pesos. Details may not add up to total due to rounding)

| 1994<br>PSIC<br>Code | Region/<br>Industry Description   | Number<br>of<br>Establishments | Employment<br>As of November 15 |                   |                   | Total<br>Compensation | Total<br>Revenue |
|----------------------|---|--------------------------------|---------------------------------|-------------------|-------------------|-----------------------|------------------|
|                      |   |                                | Total                           | Paid<br>Employees | Unpaid<br>Workers |                       |                  |
|                      |   | (1)                            | (2)                             | (3)               | (4)               | (5)                   | (6)              |
|                      | Region X - Northern Mindanao  | 88                             | 3,298                           | 3,251             | 47                | 165,490               | 1,205,202        |
| 551                  | Hotels, camping sites and other provisions of short-stay accommodation  | 29                             | 1,002                           | 967               | 35                | 66,711                | 265,225          |
| 5521                 | Restaurants, cafes and fastfood centers   | 55                             | 2,216                           | 2,204             | 12                | 94,070                | 906,892          |
| 5522-5529            | Refreshment stands, kiosks, counters, day and night clubs, bars and cocktail lounges and other restaurants, cafes and fastfood centers n.e.c. | 4                              | 80                              | 80                | -                 | 4,709                 | 33,086           |
|                      | Region XI - Davao   | 122                            | 4,953                           | 4,800             | 153               | 329,944               | 2,083,293        |
| 551                  | Hotels, camping sites and other provisions of short-stay accommodation  | 22                             | 1,795                           | 1,766             | 29                | 158,281               | 710,749          |
| 5521                 | Restaurants, cafes and fastfood centers   | 90                             | 2,898                           | 2,849             | 49                | 162,617               | 1,299,484        |
| 5522-5529            | Refreshment stands, kiosks, counters, day and night clubs, bars and cocktail lounges and other restaurants, cafes and fastfood centers n.e.c. | 10                             | 260                             | 185               | 75                | 9,046                 | 73,060           |
|                      | Region XII - SOCCSKSARGEN   | 47                             | 1,461                           | 1,430             | 31                | 79,777                | 464,142          |
| 551                  | Hotels, camping sites and other provisions of short-stay accommodation  | 14                             | 468                             | 468               | -                 | 34,010                | 99,252           |
| 5521                 | Restaurants, cafes and fastfood centers   | 27                             | 860                             | 833               | 28                | 38,989                | 341,525          |
| 5522-5529            | Refreshment stands, kiosks, counters, day and night clubs, bars and cocktail lounges and other restaurants, cafes and fastfood centers n.e.c. | 6                              | 132                             | 129               | 3                 | 6,778                 | 23,364           |
|                      | Region XIII - Caraga  | 22                             | 718                             | 696               | 22                | 28,923                | 173,017          |
| 551                  | Hotels, camping sites and other provisions of short-stay accommodation  | 6                              | 210                             | 210               | -                 | 8,097                 | 62,418           |
| 5521                 | Restaurants, cafes and fastfood centers )   |                                |                                 |                   |                   |                       |                  |
| 5522-5529            | Refreshment stands, kiosks, counters, day and night clubs, bars and cocktail lounges )  |                                |                                 |                   |                   |                       |                  |
|                      | and other restaurants, cafes and fastfood )   |                                |                                 |                   |                   |                       |                  |
|                      | centers n.e.c. )  | 16                             | 508                             | 486               | 22                | 20,827                | 110,599          |
|                      | Autonomous Region in Muslim Mindanao  | 4                              | 137                             | 122               | 15                | 5,079                 | 25,415           |
| 551                  | Hotels, camping sites and other provisions of short-stay accommodation )  |                                |                                 |                   |                   |                       |                  |
| 5521                 | Restaurants, cafes and fastfood centers )   | 4                              | 137                             | 122               | 15                | 5,079                 | 25,415           |

Table 1.1 Summary Statistics for Hotel and Restaurant Establishments with Average Total Employment of 20 and Over by Region and Industry Class: Philippines, 2005 - (Continued)

(Value in thousand pesos. Details may not add up to total due to rounding)

| 1994<br>PSIC<br>Code | Region/<br>Industry Description   | Total Cost        | Gross Additions<br>to Fixed Assets | Change<br>in Inventories | Value Added       | Subsidies |
|----------------------|---|-------------------|------------------------------------|--------------------------|-------------------|-----------|
|                      |   | (7)               | (8)                                | (9)                      | (10)              | (11)      |
|                      | <b>Philippines</b>  | <b>75,099,887</b> | <b>3,983,975</b>                   | <b>311,912</b>           | <b>35,301,252</b> | -         |
|                      | National Capital Region   | 47,898,493        | 2,331,329                          | 160,288                  | 21,901,499        | -         |
| 551                  | Hotels, camping sites and other provisions of short-stay accommodation  | 14,316,539        | 1,640,300                          | 7,482                    | 9,595,412         | -         |
| 5521                 | Restaurants, cafes and fastfood centers   | 32,301,096        | 667,934                            | 140,134                  | 11,595,038        | -         |
| 5522-5529            | Refreshment stands, kiosks, counters, day and night clubs, bars and cocktail lounges and other restaurants, cafes and fastfood centers n.e.c. | 1,280,858         | 23,095                             | 12,673                   | 711,050           | -         |
|                      | Cordillera Administrative Region  | 1,102,147         | 1,459                              | -900                     | 533,926           | -         |
| 551                  | Hotels, camping sites and other provisions of short-stay accommodation  | 348,925           | -                                  | -1,758                   | 253,063           | -         |
| 5521                 | Restaurants, cafes and fastfood centers   | 726,303           | 1,459                              | 774                      | 263,157           | -         |
| 5522-5529            | Refreshment stands, kiosks, counters, day and night clubs, bars and cocktail lounges and other restaurants, cafes and fastfood centers n.e.c. | 26,920            | -                                  | 84                       | 17,707            | -         |
|                      | Region I - Ilocos   | 1,638,826         | 260,281                            | 1,911                    | 796,014           | -         |
| 551                  | Hotels, camping sites and other provisions of short-stay accommodation  | 283,044           | 192,369                            | 678                      | 300,706           | -         |
| 5521                 | Restaurants, cafes and fastfood centers   | 1,324,712         | 67,912                             | -2,349                   | 474,998           | -         |
| 5522-5529            | Refreshment stands, kiosks, counters, day and night clubs, bars and cocktail lounges and other restaurants, cafes and fastfood centers n.e.c. | 31,070            | -                                  | 3,582                    | 20,310            | -         |
|                      | Region II - Cagayan Valley  | 339,690           | 98,033                             | -764                     | 130,882           | -         |
| 551                  | Hotels, camping sites and other provisions of short-stay accommodation  | 18,071            | -                                  | -280                     | 22,004            | -         |
| 5521                 | Restaurants, cafes and fastfood centers   | 321,619           | 98,033                             | -484                     | 108,878           | -         |
|                      | Region III - Central Luzon  | 5,351,523         | 209,245                            | 74,087                   | 2,618,056         | -         |
| 551                  | Hotels, camping sites and other provisions of short-stay accommodation  | 919,418           | 144,794                            | 71,772                   | 799,709           | -         |
| 5521                 | Restaurants, cafes and fastfood centers   | 4,354,592         | 63,076                             | 1,888                    | 1,740,058         | -         |
| 5522-5529            | Refreshment stands, kiosks, counters, day and night clubs, bars and cocktail lounges and other restaurants, cafes and fastfood centers n.e.c. | 77,512            | 1,375                              | 427                      | 78,290            | -         |
|                      | Region IV-A CALABARZON  | 6,541,936         | 478,273                            | 4,120                    | 2,611,075         | -         |
| 551                  | Hotels, camping sites and other provisions of short-stay accommodation  | 348,799           | 19,201                             | 1,974                    | 255,403           | -         |
| 5521                 | Restaurants, cafes and fastfood centers   | 5,777,398         | 458,922                            | 1,108                    | 2,182,410         | -         |



Table 1.1 Summary Statistics for Hotel and Restaurant Establishments with Average Total Employment of 20 and Over by Region and Industry Class: Philippines, 2005 - *(Continued)*

(Value in thousand pesos. Details may not add up to total due to rounding)

| 1994<br>PSIC<br>Code | Region/<br>Industry Description   | Total<br>Cost | Gross Additions<br>to Fixed Assets | Change<br>in Inventories | Value Added | Subsidies |
|----------------------|---|---------------|------------------------------------|--------------------------|-------------|-----------|
|                      |   | (7)           | (8)                                | (9)                      | (10)        | (11)      |
| 5522-5529            | Refreshment stands, kiosks, counters, day and night clubs, bars and cocktail lounges and other restaurants, cafes and fastfood centers n.e.c. | 415,739       | 150                                | 1,038                    | 173,262     | -         |
|                      | Region IV-B MIMAROPA  | 668,711       | 445,066                            | -835                     | 428,350     | -         |
| 551                  | Hotels, camping sites and other provisions of short-stay accommodation  | 568,624       | 444,192                            | -1,248                   | 395,582     | -         |
| 5521                 | Restaurants, cafes and fastfood centers   | 100,087       | 874                                | 414                      | 32,768      | -         |
|                      | Region V - Bicol  | 511,179       | 8,699                              | 6,937                    | 277,652     | -         |
| 551                  | Hotels, camping sites and other provisions of short-stay accommodation  | 74,107        | 388                                | -926                     | 37,161      | -         |
| 5521                 | Restaurants, cafes and fastfood centers   | 401,732       | 8,312                              | 2,272                    | 224,401     | -         |
| 5522-5529            | Refreshment stands, kiosks, counters, day and night clubs, bars and cocktail lounges and other restaurants, cafes and fastfood centers n.e.c. | 35,340        | -                                  | 5,591                    | 16,090      | -         |
|                      | Region VI - Western Visayas   | 2,175,871     | 86,434                             | 7,743                    | 1,025,325   | -         |
| 551                  | Hotels, camping sites and other provisions of short-stay accommodation  | 506,888       | 39,040                             | 2,694                    | 328,474     | -         |
| 5521                 | Restaurants, cafes and fastfood centers   | 1,415,650     | 45,683                             | 5,375                    | 633,207     | -         |
| 5522-5529            | Refreshment stands, kiosks, counters, day and night clubs, bars and cocktail lounges and other restaurants, cafes and fastfood centers n.e.c. | 253,333       | 1,711                              | -326                     | 63,644      | -         |
|                      | Region VII - Central Visayas  | 5,423,107     | -104,348                           | 35,047                   | 3,369,269   | -         |
| 551                  | Hotels, camping sites and other provisions of short-stay accommodation  | 3,316,473     | -126,715                           | 13,099                   | 2,527,488   | -         |
| 5521                 | Restaurants, cafes and fastfood centers   | 1,903,019     | 20,988                             | 22,363                   | 787,548     | -         |
| 5522-5529            | Refreshment stands, kiosks, counters, day and night clubs, bars and cocktail lounges and other restaurants, cafes and fastfood centers n.e.c. | 203,615       | 1,379                              | -415                     | 54,233      | -         |
|                      | Region VIII - Eastern Visayas   | 207,951       | 34,666                             | 895                      | 90,221      | -         |
| 551                  | Hotels, camping sites and other provisions of short-stay accommodation  | 55,174        | 30,270                             | 200                      | 34,377      | -         |
| 5521                 | Restaurants, cafes and fastfood centers   | 135,820       | 2,137                              | -195                     | 48,470      | -         |
| 5522-5529            | Refreshment stands, kiosks, counters, day and night clubs, bars and cocktail lounges and other restaurants, cafes and fastfood centers n.e.c. | 16,956        | 2,260                              | 890                      | 7,374       | -         |
|                      | Region IX - Zamboanga Peninsula   | 356,828       | 25,488                             | 1,115                    | 135,419     | -         |
| 551                  | Hotels, camping sites and other provisions of short-stay accommodation  | 65,804        | 13,680                             | 612                      | 36,815      | -         |

Table 1.1 Summary Statistics for Hotel and Restaurant Establishments with Average Total Employment of 20 and Over by Region and Industry Class: Philippines, 2005 - (Concluded)

(Value in thousand pesos. Details may not add up to total due to rounding)

| 1994<br>PSIC<br>Code | Region/<br>Industry Description  | Total<br>Cost | Gross Additions<br>to Fixed Assets | Change<br>in Inventories | Value Added | Subsidies |
|----------------------|--|---------------|------------------------------------|--------------------------|-------------|-----------|
|                      |  | (7)           | (8)                                | (9)                      | (10)        | (11)      |
| 5521                 | Restaurants, cafes and fastfood centers )  |               |                                    |                          |             |           |
| 5522-5529            | Refreshment stands, kiosks, counters, day )<br>and night clubs, bars and cocktail lounges )<br>and other restaurants, cafes and fastfood )<br>centers n.e.c. ) | 291,024       | 11,808                             | 503                      | 98,604      | -         |
|                      | Region X - Northern Mindanao   | 842,267       | 84,208                             | 7,086                    | 450,790     | -         |
| 551                  | Hotels, camping sites and other provisions )<br>of short-stay accommodation )  | 186,423       | 88,877                             | 2,675                    | 110,340     | -         |
| 5521                 | Restaurants, cafes and fastfood centers )  | 633,579       | -4,977                             | 4,155                    | 328,513     | -         |
| 5522-5529            | Refreshment stands, kiosks, counters, day )<br>and night clubs, bars and cocktail lounges )<br>and other restaurants, cafes and fastfood )<br>centers n.e.c. ) | 22,265        | 308                                | 256                      | 11,937      | -         |
|                      | Region XI - Davao  | 1,555,138     | 19,627                             | 12,369                   | 711,817     | -         |
| 551                  | Hotels, camping sites and other provisions )<br>of short-stay accommodation )  | 528,787       | 8,768                              | 8,925                    | 296,835     | -         |
| 5521                 | Restaurants, cafes and fastfood centers )  | 965,373       | 10,859                             | 3,503                    | 394,912     | -         |
| 5522-5529            | Refreshment stands, kiosks, counters, day )<br>and night clubs, bars and cocktail lounges )<br>and other restaurants, cafes and fastfood )<br>centers n.e.c. ) | 60,978        | -                                  | -58                      | 20,070      | -         |
|                      | Region XII - SOCCSKSARGEN  | 331,070       | 2,725                              | 4,503                    | 171,522     | -         |
| 551                  | Hotels, camping sites and other provisions )<br>of short-stay accommodation )  | 71,710        | 456                                | 313                      | 41,609      | -         |
| 5521                 | Restaurants, cafes and fastfood centers )  | 243,292       | 2,150                              | 3,944                    | 121,508     | -         |
| 5522-5529            | Refreshment stands, kiosks, counters, day )<br>and night clubs, bars and cocktail lounges )<br>and other restaurants, cafes and fastfood )<br>centers n.e.c. ) | 16,068        | 119                                | 247                      | 8,405       | -         |
|                      | Region XIII - Caraga   | 138,521       | 1,737                              | -1,724                   | 38,746      | -         |
| 551                  | Hotels, camping sites and other provisions )<br>of short-stay accommodation )  | 52,624        | -                                  | -1,441                   | 10,765      | -         |
| 5521                 | Restaurants, cafes and fastfood centers )  |               |                                    |                          |             |           |
| 5522-5529            | Refreshment stands, kiosks, counters, day )<br>and night clubs, bars and cocktail lounges )<br>and other restaurants, cafes and fastfood )<br>centers n.e.c. ) | 85,897        | 1,737                              | -282                     | 27,980      | -         |
|                      | Autonomous Region in Muslim Mindanao   | 16,629        | 1,053                              | 32                       | 10,689      | -         |
| 551                  | Hotels, camping sites and other provisions )<br>of short-stay accommodation )  |               |                                    |                          |             |           |
| 5521                 | Restaurants, cafes and fastfood centers )  | 16,629        | 1,053                              | 32                       | 10,689      | -         |

) - Combined data

Table 2 Number of Establishments and Employment by Type of Worker and Sex for Hotel and Restaurant Establishments with Average Total Employment of 20 and Over by Industry Class: Philippines, 2005

(Details may not add up to total due to rounding)

| 1994 PSIC Code | Industry Description  | Number of Establishments | Employment as of November 15 |               |               |               |            |            |
|----------------|---|--------------------------|------------------------------|---------------|---------------|---------------|------------|------------|
|                |   |                          | Total                        |               | Paid          |               | Unpaid     |            |
|                |   |                          | Male                         | Female        | Male          | Female        | Male       | Female     |
|                |   | (1)                      | (2)                          | (3)           | (4)           | (5)           | (6)        | (7)        |
|                | <b>Hotels and Restaurants</b>   | <b>3,614</b>             | <b>96,497</b>                | <b>62,677</b> | <b>95,507</b> | <b>61,720</b> | <b>990</b> | <b>957</b> |
| 551            | Hotels, camping sites and other provisions of short-stay accommodation  | 519                      | 25,325                       | 13,775        | 25,025        | 13,386        | 301        | 389        |
| 5521           | Restaurants, cafes and fastfood centers   | 2,762                    | 65,324                       | 44,404        | 64,856        | 44,053        | 468        | 350        |
| 5522-5529      | Refreshment stands, kiosks, counters, day and night clubs, bars and cocktail lounges and other restaurants, cafes and fastfood centers n.e.c. | 333                      | 5,848                        | 4,498         | 5,626         | 4,280         | 222        | 218        |

Table 2.1 Number of Establishments and Employment by Type of Worker and Sex for Hotel and Restaurant Establishments with Average Total Employment of 20 and Over by Region and Industry Class: Philippines, 2005

(Details may not add up to total due to rounding)

| 1994 PSIC Code | Region/<br>Industry Description   | Number of Establishments | Employment as of November 15 |               |               |               |            |            |
|----------------|---|--------------------------|------------------------------|---------------|---------------|---------------|------------|------------|
|                |   |                          | Total                        |               | Paid          |               | Unpaid     |            |
|                |   |                          | Male                         | Female        | Male          | Female        | Male       | Female     |
|                |   | (1)                      | (2)                          | (3)           | (4)           | (5)           | (6)        | (7)        |
|                | <b>Philippines</b>  | <b>3,614</b>             | <b>96,497</b>                | <b>62,677</b> | <b>95,507</b> | <b>61,720</b> | <b>990</b> | <b>957</b> |
|                | National Capital Region   | 1,867                    | 52,055                       | 31,484        | 51,643        | 31,093        | 412        | 391        |
| 551            | Hotels, camping sites and other provisions of short-stay accommodation  | 180                      | 11,481                       | 5,583         | 11,348        | 5,387         | 132        | 196        |
| 5521           | Restaurants, cafes and fastfood centers   | 1,522                    | 37,275                       | 23,611        | 37,106        | 23,480        | 169        | 131        |
| 5522-5529      | Refreshment stands, kiosks, counters, day and night clubs, bars and cocktail lounges and other restaurants, cafes and fastfood centers n.e.c. | 165                      | 3,299                        | 2,290         | 3,188         | 2,226         | 111        | 64         |
|                | Cordillera Administrative Region  | 90                       | 1,984                        | 1,374         | 1,954         | 1,360         | 30         | 14         |
| 551            | Hotels, camping sites and other provisions of short-stay accommodation  | 11                       | 591                          | 283           | 588           | 279           | 3          | 3          |
| 5521           | Restaurants, cafes and fastfood centers   | 70                       | 1,293                        | 979           | 1,267         | 972           | 26         | 7          |
| 5522-5529      | Refreshment stands, kiosks, counters, day and night clubs, bars and cocktail lounges and other restaurants, cafes and fastfood centers n.e.c. | 9                        | 99                           | 113           | 99            | 108           | -          | 5          |
|                | Region I - Ilocos   | 108                      | 3,260                        | 2,486         | 3,217         | 2,455         | 43         | 32         |
| 551            | Hotels, camping sites and other provisions of short-stay accommodation  | 23                       | 1,015                        | 512           | 1,015         | 512           | -          | -          |
| 5521           | Restaurants, cafes and fastfood centers   | 73                       | 2,049                        | 1,790         | 2,014         | 1,771         | 35         | 20         |
| 5522-5529      | Refreshment stands, kiosks, counters, day and night clubs, bars and cocktail lounges and other restaurants, cafes and fastfood centers n.e.c. | 12                       | 196                          | 184           | 188           | 172           | 8          | 12         |

Table 2.1 Number of Establishments and Employment by Type of Worker and Sex for Hotel and Restaurant Establishments with Average Total Employment of 20 and Over by Region and Industry Class: Philippines, 2005 - (Continued)

(Details may not add up to total due to rounding)

| 1994<br>PSIC<br>Code | Region/<br>Industry Description   | Number<br>of<br>Establishments | Employment as of November 15 |        |       |        |        |        |
|----------------------|---|--------------------------------|------------------------------|--------|-------|--------|--------|--------|
|                      |   |                                | Total                        |        | Paid  |        | Unpaid |        |
|                      |   |                                | Male                         | Female | Male  | Female | Male   | Female |
|                      |   |                                | (1)                          | (2)    | (3)   | (4)    | (5)    | (6)    |
|                      | Region II - Cagayan Valley  | 23                             | 437                          | 379    | 437   | 377    | -      | 2      |
| 551                  | Hotels, camping sites and other provisions of short-stay accommodation  | 7                              | 103                          | 42     | 103   | 40     | -      | 2      |
| 5521                 | Restaurants, cafes and fastfood centers   | 16                             | 334                          | 337    | 334   | 337    | -      | -      |
|                      | Region III - Central Luzon  | 305                            | 8,092                        | 5,924  | 8,057 | 5,862  | 36     | 62     |
| 551                  | Hotels, camping sites and other provisions of short-stay accommodation  | 43                             | 2,137                        | 1,243  | 2,117 | 1,228  | 20     | 16     |
| 5521                 | Restaurants, cafes and fastfood centers   | 240                            | 5,730                        | 4,351  | 5,725 | 4,315  | 5      | 35     |
| 5522-5529            | Refreshment stands, kiosks, counters, day and night clubs, bars and cocktail lounges and other restaurants, cafes and fastfood centers n.e.c. | 22                             | 226                          | 330    | 215   | 319    | 11     | 11     |
|                      | Region IV-A CALABARZON  | 387                            | 9,750                        | 6,201  | 9,704 | 6,149  | 46     | 52     |
| 551                  | Hotels, camping sites and other provisions of short-stay accommodation  | 38                             | 1,256                        | 642    | 1,250 | 636    | 6      | 6      |
| 5521                 | Restaurants, cafes and fastfood centers   | 300                            | 7,588                        | 4,983  | 7,579 | 4,974  | 9      | 9      |
| 5522-5529            | Refreshment stands, kiosks, counters, day and night clubs, bars and cocktail lounges and other restaurants, cafes and fastfood centers n.e.c. | 49                             | 907                          | 576    | 876   | 539    | 31     | 37     |
|                      | Region IV-B MIMAROPA  | 16                             | 770                          | 376    | 758   | 367    | 12     | 9      |
| 551                  | Hotels, camping sites and other provisions of short-stay accommodation  | 9                              | 593                          | 285    | 581   | 276    | 12     | 9      |
| 5521                 | Restaurants, cafes and fastfood centers   | 7                              | 177                          | 91     | 177   | 91     | -      | -      |
|                      | Region V - Bicol  | 60                             | 1,139                        | 830    | 1,104 | 816    | 35     | 15     |
| 551                  | Hotels, camping sites and other provisions of short-stay accommodation  | 12                             | 247                          | 149    | 247   | 149    | -      | -      |
| 5521                 | Restaurants, cafes and fastfood centers   | 43                             | 839                          | 591    | 807   | 579    | 32     | 12     |
| 5522-5529            | Refreshment stands, kiosks, counters, day and night clubs, bars and cocktail lounges and other restaurants, cafes and fastfood centers n.e.c. | 5                              | 53                           | 90     | 50    | 88     | 3      | 3      |
|                      | Region VI - Western Visayas   | 189                            | 4,398                        | 3,220  | 4,271 | 3,092  | 127    | 128    |
| 551                  | Hotels, camping sites and other provisions of short-stay accommodation  | 49                             | 1,598                        | 928    | 1,583 | 907    | 15     | 21     |
| 5521                 | Restaurants, cafes and fastfood centers   | 116                            | 2,459                        | 1,951  | 2,357 | 1,897  | 103    | 54     |
| 5522-5529            | Refreshment stands, kiosks, counters, day and night clubs, bars and cocktail lounges and other restaurants, cafes and fastfood centers n.e.c. | 24                             | 341                          | 341    | 331   | 288    | 10     | 53     |

Table 2.1 Number of Establishments and Employment by Type of Worker and Sex for Hotel and Restaurant Establishments with Average Total Employment of 20 and Over by Region and Industry Class: Philippines, 2005 - (Continued)

(Details may not add up to total due to rounding)

| 1994<br>PSIC<br>Code | Region/<br>Industry Description   | Number<br>of<br>Establishments | Employment as of November 15 |        |       |        |        |        |
|----------------------|---|--------------------------------|------------------------------|--------|-------|--------|--------|--------|
|                      |   |                                | Total                        |        | Paid  |        | Unpaid |        |
|                      |   |                                | Male                         | Female | Male  | Female | Male   | Female |
|                      |   |                                | (1)                          | (2)    | (3)   | (4)    | (5)    | (6)    |
|                      | Region VII - Central Visayas  | 224                            | 7,106                        | 4,829  | 7,010 | 4,735  | 95     | 94     |
| 551                  | Hotels, camping sites and other provisions of short-stay accommodation  | 57                             | 3,577                        | 2,335  | 3,499 | 2,253  | 79     | 82     |
| 5521                 | Restaurants, cafes and fastfood centers   | 147                            | 3,134                        | 2,246  | 3,122 | 2,234  | 12     | 12     |
| 5522-5529            | Refreshment stands, kiosks, counters, day and night clubs, bars and cocktail lounges and other restaurants, cafes and fastfood centers n.e.c. | 20                             | 394                          | 249    | 390   | 249    | 5      | -      |
|                      | Region VIII - Eastern Visayas   | 25                             | 492                          | 416    | 492   | 407    | -      | 9      |
| 551                  | Hotels, camping sites and other provisions of short-stay accommodation  | 7                              | 259                          | 144    | 259   | 142    | -      | 2      |
| 5521                 | Restaurants, cafes and fastfood centers   | 14                             | 179                          | 228    | 179   | 221    | -      | 7      |
| 5522-5529            | Refreshment stands, kiosks, counters, day and night clubs, bars and cocktail lounges and other restaurants, cafes and fastfood centers n.e.c. | 4                              | 54                           | 44     | 54    | 44     | -      | -      |
|                      | Region IX - Zamboanga Peninsula   | 37                             | 914                          | 694    | 891   | 679    | 23     | 15     |
| 551                  | Hotels, camping sites and other provisions of short-stay accommodation  | 10                             | 312                          | 232    | 298   | 223    | 14     | 9      |
| 5521                 | Restaurants, cafes and fastfood centers )   |                                |                              |        |       |        |        |        |
| 5522-5529            | Refreshment stands, kiosks, counters, day and night clubs, bars and cocktail lounges )  |                                |                              |        |       |        |        |        |
|                      | and other restaurants, cafes and fastfood centers n.e.c. )  | 27                             | 602                          | 462    | 593   | 456    | 10     | 6      |
|                      | Region X - Northern Mindanao  | 88                             | 1,987                        | 1,311  | 1,968 | 1,283  | 19     | 28     |
| 551                  | Hotels, camping sites and other provisions of short-stay accommodation  | 29                             | 594                          | 408    | 582   | 385    | 12     | 23     |
| 5521                 | Restaurants, cafes and fastfood centers   | 55                             | 1,353                        | 863    | 1,346 | 858    | 7      | 5      |
| 5522-5529            | Refreshment stands, kiosks, counters, day and night clubs, bars and cocktail lounges and other restaurants, cafes and fastfood centers n.e.c. | 4                              | 40                           | 40     | 40    | 40     | -      | -      |
|                      | Region XI - Davao   | 122                            | 2,886                        | 2,067  | 2,813 | 1,987  | 72     | 81     |
| 551                  | Hotels, camping sites and other provisions of short-stay accommodation  | 22                             | 1,157                        | 638    | 1,148 | 619    | 9      | 19     |
| 5521                 | Restaurants, cafes and fastfood centers   | 90                             | 1,609                        | 1,289  | 1,591 | 1,258  | 18     | 31     |
| 5522-5529            | Refreshment stands, kiosks, counters, day and night clubs, bars and cocktail lounges and other restaurants, cafes and fastfood centers n.e.c. | 10                             | 120                          | 140    | 75    | 110    | 45     | 30     |
|                      | Region XII - SOCCSKSARGEN   | 47                             | 781                          | 680    | 767   | 663    | 14     | 17     |
| 551                  | Hotels, camping sites and other provisions of short-stay accommodation  | 14                             | 228                          | 240    | 228   | 240    | -      | -      |

Table 2.1 Number of Establishments and Employment by Type of Worker and Sex for Hotel and Restaurant Establishments with Average Total Employment of 20 and Over by Region and Industry Class: Philippines, 2005 - *(Concluded)*

(Details may not add up to total due to rounding)

| 1994<br>PSIC<br>Code | Region/<br>Industry Description   | Number<br>of<br>Establishments | Employment as of November 15 |        |      |        |        |        |
|----------------------|---|--------------------------------|------------------------------|--------|------|--------|--------|--------|
|                      |   |                                | Total                        |        | Paid |        | Unpaid |        |
|                      |   |                                | Male                         | Female | Male | Female | Male   | Female |
|                      |   |                                | (1)                          | (2)    | (3)  | (4)    | (5)    | (6)    |
| 5521                 | Restaurants, cafes and fastfood centers   | 27                             | 478                          | 382    | 464  | 368    | 14     | 14     |
| 5522-5529            | Refreshment stands, kiosks, counters, day and night clubs, bars and cocktail lounges and other restaurants, cafes and fastfood centers n.e.c. | 6                              | 75                           | 57     | 75   | 54     | -      | 3      |
|                      | Region XIII - Caraga  | 22                             | 365                          | 353    | 348  | 348    | 17     | 4      |
| 551                  | Hotels, camping sites and other provisions of short-stay accommodation  | 6                              | 126                          | 84     | 126  | 84     | -      | -      |
| 5521                 | Restaurants, cafes and fastfood centers )   | 16                             | 239                          | 269    | 222  | 264    | 17     | 4      |
| 5522-5529            | Refreshment stands, kiosks, counters, day )   |                                |                              |        |      |        |        |        |
|                      | and night clubs, bars and cocktail lounges )  |                                |                              |        |      |        |        |        |
|                      | and other restaurants, cafes and fastfood centers n.e.c. )  |                                |                              |        |      |        |        |        |
|                      | Autonomous Region in Muslim Mindanao  | 4                              | 84                           | 53     | 73   | 49     | 11     | 4      |
| 551                  | Hotels, camping sites and other provisions )  | 4                              | 84                           | 53     | 73   | 49     | 11     | 4      |
| 5521                 | Restaurants, cafes and fastfood centers )   |                                |                              |        |      |        |        |        |

) - Combined data

Table 3 Number of Establishments and Compensation of Paid Employees for Hotel and Restaurant Establishments with Average Total Employment of 20 and Over by Industry Class: Philippines, 2005

(Value in thousand pesos. Details may not add up to total due to rounding)

| 1994<br>PSIC<br>Code | Industry Description  | Number<br>of<br>Establishments | Compensation      |                             |  |
|----------------------|---|--------------------------------|-------------------|-----------------------------|--|
|                      |   |                                | Total             | Gross Salaries<br>and Wages | Employer's<br>Contribution<br>to SSS/GSIS, etc |
|                      |   |                                | (1)               | (2)                         | (3)  |
|                      | <b>Hotels and Restaurants</b>   | <b>3,614</b>                   | <b>16,043,458</b> | <b>15,132,583</b>           | <b>910,874</b>                                 |
| 551                  | Hotels, camping sites and other provisions of short-stay accommodation  | 519                            | 6,532,029         | 6,225,258                   | 306,772  |
| 5521                 | Restaurants, cafes and fastfood centers   | 2,762                          | 8,877,441         | 8,310,833                   | 566,608  |
| 5522-5529            | Refreshment stands, kiosks, counters, day and night clubs, bars and cocktail lounges and other restaurants, cafes and fastfood centers n.e.c. | 333                            | 633,987           | 596,493                     | 37,495   |

Table 3.1 Number of Establishments and Compensation of Paid Employees for Hotel and Restaurant Establishments with Average Total Employment of 20 and Over by Region and Industry Class: Philippines, 2005

(Value in thousand pesos. Details may not add up to total due to rounding)

| 1994<br>PSIC<br>Code | Region/<br>Industry Description   | Number<br>of<br>Establishments | Compensation      |                             |  |
|----------------------|---|--------------------------------|-------------------|-----------------------------|--|
|                      |   |                                | Total             | Gross Salaries<br>and Wages | Employer's<br>Contribution<br>to SSS/GSIS, etc |
|                      |   |                                | (1)               | (2)                         | (3)  |
|                      | <b>Philippines</b>  | <b>3,614</b>                   | <b>16,043,458</b> | <b>15,132,583</b>           | <b>910,874</b>                                 |
|                      | National Capital Region   | 1,867                          | 10,493,195        | 9,922,241                   | 570,954  |
| 551                  | Hotels, camping sites and other provisions of short-stay accommodation  | 180                            | 4,499,065         | 4,316,895                   | 182,170  |
| 5521                 | Restaurants, cafes and fastfood centers   | 1,522                          | 5,624,018         | 5,259,386                   | 364,632  |
| 5522-5529            | Refreshment stands, kiosks, counters, day and night clubs, bars and cocktail lounges and other restaurants, cafes and fastfood centers n.e.c. | 165                            | 370,112           | 345,960                     | 24,152   |
|                      | Cordillera Administrative Region  | 90                             | 223,379           | 206,075                     | 17,304   |
| 551                  | Hotels, camping sites and other provisions of short-stay accommodation  | 11                             | 72,783            | 68,228                      | 4,555  |
| 5521                 | Restaurants, cafes and fastfood centers   | 70                             | 139,148           | 126,982                     | 12,166   |
| 5522-5529            | Refreshment stands, kiosks, counters, day and night clubs, bars and cocktail lounges and other restaurants, cafes and fastfood centers n.e.c. | 9                              | 11,448            | 10,865                      | 583  |
|                      | Region I - Ilocos   | 108                            | 345,786           | 324,683                     | 21,104   |
| 551                  | Hotels, camping sites and other provisions of short-stay accommodation  | 23                             | 101,398           | 90,893                      | 10,506   |
| 5521                 | Restaurants, cafes and fastfood centers   | 73                             | 229,138           | 218,842                     | 10,296   |
| 5522-5529            | Refreshment stands, kiosks, counters, day and night clubs, bars and cocktail lounges and other restaurants, cafes and fastfood centers n.e.c. | 12                             | 15,249            | 14,947                      | 302  |

Table 3.1 Number of Establishments and Compensation of Paid Employees for Hotel and Restaurant Establishments with Average Total Employment of 20 and Over by Region and Industry Class: Philippines, 2005 - (Continued)

(Value in thousand pesos. Details may not add up to total due to rounding)

| 1994<br>PSIC<br>Code | Region/<br>Industry Description   | Number<br>of<br>Establishments | Compensation |                             |  |
|----------------------|---|--------------------------------|--------------|-----------------------------|--|
|                      |   |                                | Total        | Gross Salaries<br>and Wages | Employer's<br>Contribution<br>to SSS/GSIS, etc |
|                      |   |                                | (1)          | (2)                         | (3)  |
|                      | Region II - Cagayan Valley  | 23                             | 43,561       | 40,627                      | 2,934  |
| 551                  | Hotels, camping sites and other provisions of short-stay accommodation  | 7                              | 8,061        | 7,233                       | 828  |
| 5521                 | Restaurants, cafes and fastfood centers   | 16                             | 35,501       | 33,395                      | 2,106  |
|                      | Region III - Central Luzon  | 305                            | 1,101,476    | 1,036,280                   | 65,196   |
| 551                  | Hotels, camping sites and other provisions of short-stay accommodation  | 43                             | 349,086      | 331,300                     | 17,786   |
| 5521                 | Restaurants, cafes and fastfood centers   | 240                            | 714,134      | 668,392                     | 45,741   |
| 5522-5529            | Refreshment stands, kiosks, counters, day and night clubs, bars and cocktail lounges and other restaurants, cafes and fastfood centers n.e.c. | 22                             | 38,256       | 36,588                      | 1,668  |
|                      | Region IV-A CALABARZON  | 387                            | 1,255,136    | 1,177,260                   | 77,876   |
| 551                  | Hotels, camping sites and other provisions of short-stay accommodation  | 38                             | 147,535      | 132,972                     | 14,563   |
| 5521                 | Restaurants, cafes and fastfood centers   | 300                            | 1,018,822    | 958,054                     | 60,768   |
| 5522-5529            | Refreshment stands, kiosks, counters, day and night clubs, bars and cocktail lounges and other restaurants, cafes and fastfood centers n.e.c. | 49                             | 88,778       | 86,234                      | 2,544  |
|                      | Region IV-B MIMAROPA  | 16                             | 163,113      | 152,461                     | 10,652   |
| 551                  | Hotels, camping sites and other provisions of short-stay accommodation  | 9                              | 141,635      | 131,837                     | 9,798  |
| 5521                 | Restaurants, cafes and fastfood centers   | 7                              | 21,478       | 20,624                      | 854  |
|                      | Region V - Bicol  | 60                             | 115,537      | 107,319                     | 8,218  |
| 551                  | Hotels, camping sites and other provisions of short-stay accommodation  | 12                             | 25,252       | 23,475                      | 1,776  |
| 5521                 | Restaurants, cafes and fastfood centers   | 43                             | 83,096       | 77,196                      | 5,900  |
| 5522-5529            | Refreshment stands, kiosks, counters, day and night clubs, bars and cocktail lounges and other restaurants, cafes and fastfood centers n.e.c. | 5                              | 7,190        | 6,648                       | 542  |
|                      | Region VI - Western Visayas   | 189                            | 472,026      | 442,057                     | 29,969   |
| 551                  | Hotels, camping sites and other provisions of short-stay accommodation  | 49                             | 168,335      | 155,323                     | 13,012   |
| 5521                 | Restaurants, cafes and fastfood centers   | 116                            | 268,931      | 254,118                     | 14,812   |
| 5522-5529            | Refreshment stands, kiosks, counters, day and night clubs, bars and cocktail lounges and other restaurants, cafes and fastfood centers n.e.c. | 24                             | 34,760       | 32,615                      | 2,144  |



Table 3.1 Number of Establishments and Compensation of Paid Employees for Hotel and Restaurant Establishments with Average Total Employment of 20 and Over by Region and Industry Class: Philippines, 2005 - (Continued)

(Value in thousand pesos. Details may not add up to total due to rounding)

| 1994<br>PSIC<br>Code | Region/<br>Industry Description  | Number<br>of<br>Establishments | Compensation |                             |  |
|----------------------|--|--------------------------------|--------------|-----------------------------|--|
|                      |  |                                | Total        | Gross Salaries<br>and Wages | Employer's<br>Contribution<br>to SSS/GSIS, etc |
|                      |  |                                | (1)          | (2)                         | (3)  |
|                      | Region VII - Central Visayas   | 224                            | 1,082,122    | 1,028,760                   | 53,362   |
| 551                  | Hotels, camping sites and other provisions<br>of short-stay accommodation  | 57                             | 686,512      | 658,619                     | 27,893   |
| 5521                 | Restaurants, cafes and fastfood centers  | 147                            | 356,607      | 333,500                     | 23,107   |
| 5522-5529            | Refreshment stands, kiosks, counters, day<br>and night clubs, bars and cocktail lounges<br>and other restaurants, cafes and fastfood<br>centers n.e.c.         | 20                             | 39,003       | 36,641                      | 2,362  |
|                      | Region VIII - Eastern Visayas  | 25                             | 57,594       | 52,853                      | 4,740  |
| 551                  | Hotels, camping sites and other provisions<br>of short-stay accommodation  | 7                              | 31,513       | 28,847                      | 2,665  |
| 5521                 | Restaurants, cafes and fastfood centers  | 14                             | 21,031       | 19,355                      | 1,675  |
| 5522-5529            | Refreshment stands, kiosks, counters, day<br>and night clubs, bars and cocktail lounges<br>and other restaurants, cafes and fastfood<br>centers n.e.c.         | 4                              | 5,050        | 4,651                       | 400  |
|                      | Region IX - Zamboanga Peninsula  | 37                             | 81,318       | 76,372                      | 4,946  |
| 551                  | Hotels, camping sites and other provisions<br>of short-stay accommodation  | 10                             | 30,460       | 29,471                      | 989  |
| 5521                 | Restaurants, cafes and fastfood centers )  |                                |              |                             |  |
| 5522-5529            | Refreshment stands, kiosks, counters, day )<br>and night clubs, bars and cocktail lounges )<br>and other restaurants, cafes and fastfood )<br>centers n.e.c. ) | 27                             | 50,859       | 46,900                      | 3,958  |
|                      | Region X - Northern Mindanao   | 88                             | 165,490      | 153,633                     | 11,857   |
| 551                  | Hotels, camping sites and other provisions<br>of short-stay accommodation  | 29                             | 66,711       | 61,144                      | 5,567  |
| 5521                 | Restaurants, cafes and fastfood centers  | 55                             | 94,070       | 88,432                      | 5,637  |
| 5522-5529            | Refreshment stands, kiosks, counters, day<br>and night clubs, bars and cocktail lounges<br>and other restaurants, cafes and fastfood<br>centers n.e.c.         | 4                              | 4,709        | 4,057                       | 652  |
|                      | Region XI - Davao  | 122                            | 329,944      | 306,029                     | 23,915   |
| 551                  | Hotels, camping sites and other provisions<br>of short-stay accommodation  | 22                             | 158,281      | 146,631                     | 11,650   |
| 5521                 | Restaurants, cafes and fastfood centers  | 90                             | 162,617      | 151,760                     | 10,857   |
| 5522-5529            | Refreshment stands, kiosks, counters, day<br>and night clubs, bars and cocktail lounges<br>and other restaurants, cafes and fastfood<br>centers n.e.c.         | 10                             | 9,046        | 7,639                       | 1,408  |
|                      | Region XII - SOCCSKSARGEN  | 47                             | 79,777       | 73,316                      | 6,460  |
| 551                  | Hotels, camping sites and other provisions<br>of short-stay accommodation  | 14                             | 34,010       | 31,521                      | 2,489  |

Table 3.1 Number of Establishments and Compensation of Paid Employees for Hotel and Restaurant Establishments with Average Total Employment of 20 and Over by Region and Industry Class: Philippines, 2005 - *(Concluded)*

(Value in thousand pesos. Details may not add up to total due to rounding)

| 1994<br>PSIC<br>Code | Region/<br>Industry Description  | Number<br>of<br>Establishments | Compensation |                             |  |
|----------------------|--|--------------------------------|--------------|-----------------------------|--|
|                      |  |                                | Total        | Gross Salaries<br>and Wages | Employer's<br>Contribution<br>to SSS/GSIS, etc |
|                      |  |                                | (1)          | (2)                         | (3)  |
| 5521                 | Restaurants, cafes and fastfood centers  | 27                             | 38,989       | 35,530                      | 3,459  |
| 5522-5529            | Refreshment stands, kiosks, counters, day<br>and night clubs, bars and cocktail lounges<br>and other restaurants, cafes and fastfood<br>centers n.e.c.         | 6                              | 6,778        | 6,266                       | 512  |
|                      | Region XIII - Caraga   | 22                             | 28,923       | 27,757                      | 1,167  |
| 551                  | Hotels, camping sites and other provisions<br>of short-stay accommodation  | 6                              | 8,097        | 7,740                       | 357  |
| 5521                 | Restaurants, cafes and fastfood centers )  |                                |              |                             |  |
| 5522-5529            | Refreshment stands, kiosks, counters, day )<br>and night clubs, bars and cocktail lounges )<br>and other restaurants, cafes and fastfood )<br>centers n.e.c. ) | 16                             | 20,827       | 20,017                      | 809  |
|                      | Autonomous Region in Muslim Mindanao   | 4                              | 5,079        | 4,859                       | 220  |
| 551                  | Hotels, camping sites and other provisions )<br>of short-stay accommodation )  |                                |              |                             |  |
| 5521                 | Restaurants, cafes and fastfood centers )  | 4                              | 5,079        | 4,859                       | 220  |

) - Combined data

Table 4 Number of Establishments and Revenue by Type for Hotel and Restaurant Establishments with Average Total Employment of 20 and Over by Industry Class: Philippines, 2005

(Value in thousand pesos. Details may not add up to total due to rounding)

| 1994<br>PSIC<br>Code | Industry Description  | Number<br>of<br>Establishments | Total              | Type of Revenue           |                              |  |
|----------------------|---|--------------------------------|--------------------|---------------------------|------------------------------|--|
|                      |   |                                |                    | Value of Main<br>Activity | Value of Goods<br>for Resale | Value of Industrial<br>Services Done<br>for Others |
|                      |   |                                |                    | (1)                       | (2)                          | (3)  |
|                      | <b>Hotels and Restaurants</b>   | <b>3,614</b>                   | <b>102,779,054</b> | <b>97,057,480</b>         | <b>3,475,789</b>             | -  |
| 551                  | Hotels, camping sites and other provisions of short-stay accommodation  | 519                            | 32,426,156         | 28,449,445                | 2,111,125                    | -  |
| 5521                 | Restaurants, cafes and fastfood centers   | 2,762                          | 66,858,964         | 65,204,684                | 1,301,206                    | -  |
| 5522-5529            | Refreshment stands, kiosks, counters, day and night clubs, bars and cocktail lounges and other restaurants, cafes and fastfood centers n.e.c. | 333                            | 3,493,934          | 3,403,351                 | 63,458                       | -  |

| 1994<br>PSIC<br>Code | Industry Description  | Type of Revenue   |                 |                    |                                |                |
|----------------------|---|---|-----------------|--------------------|--------------------------------|----------------|
|                      |   | Value of Non-<br>Industrial Services<br>Done for Others | Interest Income | Dividend<br>Income | Commissions<br>and Fees Earned | Other Income   |
|                      |   | (6)   | (7)             | (8)                | (9)                            | (10)           |
|                      | <b>Hotels and Restaurants</b>   | <b>1,413,917</b>  | <b>181,449</b>  | <b>2,614</b>       | <b>17,345</b>                  | <b>630,462</b> |
| 551                  | Hotels, camping sites and other provisions of short-stay accommodation  | 1,310,416   | 153,892         | 328                | 14,730                         | 386,221        |
| 5521                 | Restaurants, cafes and fastfood centers   | 85,811  | 27,291          | 2,286              | 903                            | 236,782        |
| 5522-5529            | Refreshment stands, kiosks, counters, day and night clubs, bars and cocktail lounges and other restaurants, cafes and fastfood centers n.e.c. | 17,690  | 265             | -                  | 1,711                          | 7,459          |

Table 4.1 Number of Establishments and Revenue by Type for Hotel and Restaurant Establishments with Average Total Employment of 20 and Over by Region and Industry Class: Philippines, 2005

(Value in thousand pesos. Details may not add up to total due to rounding)

| 1994<br>PSIC<br>Code | Region/<br>Industry Description   | Number<br>of<br>Establishments | Total              | Type of Revenue           |                              |  |
|----------------------|---|--------------------------------|--------------------|---------------------------|------------------------------|--|
|                      |   |                                |                    | Value of Main<br>Activity | Value of Goods<br>for Resale | Value of Industrial<br>Services Done<br>for Others |
|                      |   |                                |                    | (1)                       | (2)                          | (3)  |
|                      | <b>Philippines</b>  | <b>3,614</b>                   | <b>102,779,054</b> | <b>97,057,480</b>         | <b>3,475,789</b>             | -  |
|                      | National Capital Region   | 1,867                          | 64,919,678         | 61,108,799                | 2,464,301                    | -  |
| 551                  | Hotels, camping sites and other provisions of short-stay accommodation  | 180                            | 21,094,572         | 18,407,598                | 1,604,183                    | -  |
| 5521                 | Restaurants, cafes and fastfood centers   | 1,522                          | 41,919,627         | 40,840,379                | 837,395                      | -  |
| 5522-5529            | Refreshment stands, kiosks, counters, day and night clubs, bars and cocktail lounges and other restaurants, cafes and fastfood centers n.e.c. | 165                            | 1,905,479          | 1,860,822                 | 22,723                       | -  |

Table 4.1 Number of Establishments and Revenue by Type for Hotel and Restaurant Establishments with Average Total Employment of 20 and Over by Region and Industry Class: Philippines, 2005 - (Continued)

(Value in thousand pesos. Details may not add up to total due to rounding)

| 1994<br>PSIC<br>Code | Region/<br>Industry Description  | Number<br>of<br>Establishments | Total     | Type of Revenue           |                              |  |
|----------------------|--|--------------------------------|-----------|---------------------------|------------------------------|--|
|                      |  |                                |           | Value of Main<br>Activity | Value of Goods<br>for Resale | Value of Industrial<br>Services Done<br>for Others |
|                      |  |                                |           | (1)                       | (2)                          | (3)  |
|                      | Cordillera Administrative Region   | 90                             | 1,570,503 | 1,550,655                 | 10,943                       | -  |
| 551                  | Hotels, camping sites and other provisions<br>of short-stay accommodation  | 11                             | 567,467   | 548,696                   | 9,992                        | -  |
| 5521                 | Restaurants, cafes and fastfood centers  | 70                             | 959,357   | 958,281                   | 951                          | -  |
| 5522-5529            | Refreshment stands, kiosks, counters, day<br>and night clubs, bars and cocktail lounges<br>and other restaurants, cafes and fastfood<br>centers n.e.c. | 9                              | 43,678    | 43,678                    | -                            | -  |
|                      | Region I - Ilocos  | 108                            | 2,293,454 | 2,223,969                 | 38,173                       | -  |
| 551                  | Hotels, camping sites and other provisions<br>of short-stay accommodation  | 23                             | 504,818   | 457,797                   | 17,919                       | -  |
| 5521                 | Restaurants, cafes and fastfood centers  | 73                             | 1,742,370 | 1,719,907                 | 20,253                       | -  |
| 5522-5529            | Refreshment stands, kiosks, counters, day<br>and night clubs, bars and cocktail lounges<br>and other restaurants, cafes and fastfood<br>centers n.e.c. | 12                             | 46,266    | 46,266                    | -                            | -  |
|                      | Region II - Cagayan Valley   | 23                             | 435,907   | 429,507                   | 4,062                        | -  |
| 551                  | Hotels, camping sites and other provisions<br>of short-stay accommodation  | 7                              | 34,161    | 27,903                    | 3,930                        | -  |
| 5521                 | Restaurants, cafes and fastfood centers  | 16                             | 401,746   | 401,604                   | 132                          | -  |
|                      | Region III - Central Luzon   | 305                            | 7,505,519 | 7,133,851                 | 322,229                      | -  |
| 551                  | Hotels, camping sites and other provisions<br>of short-stay accommodation  | 43                             | 1,496,030 | 1,337,336                 | 130,106                      | -  |
| 5521                 | Restaurants, cafes and fastfood centers  | 240                            | 5,861,132 | 5,652,559                 | 188,383                      | -  |
| 5522-5529            | Refreshment stands, kiosks, counters, day<br>and night clubs, bars and cocktail lounges<br>and other restaurants, cafes and fastfood<br>centers n.e.c. | 22                             | 148,356   | 143,956                   | 3,740                        | -  |
|                      | Region IV-A CALABARZON   | 387                            | 8,712,666 | 8,578,900                 | 99,049                       | -  |
| 551                  | Hotels, camping sites and other provisions<br>of short-stay accommodation  | 38                             | 555,814   | 525,472                   | 28,292                       | -  |
| 5521                 | Restaurants, cafes and fastfood centers  | 300                            | 7,595,051 | 7,508,644                 | 54,292                       | -  |
| 5522-5529            | Refreshment stands, kiosks, counters, day<br>and night clubs, bars and cocktail lounges<br>and other restaurants, cafes and fastfood<br>centers n.e.c. | 49                             | 561,800   | 544,784                   | 16,465                       | -  |
|                      | Region IV-B MIMAROPA   | 16                             | 986,446   | 824,908                   | 105,991                      | -  |
| 551                  | Hotels, camping sites and other provisions<br>of short-stay accommodation  | 9                              | 859,086   | 702,992                   | 100,576                      | -  |
| 5521                 | Restaurants, cafes and fastfood centers  | 7                              | 127,361   | 121,917                   | 5,415                        | -  |

Table 4.1 Number of Establishments and Revenue by Type for Hotel and Restaurant Establishments with Average Total Employment of 20 and Over by Region and Industry Class: Philippines, 2005 - (Continued)

(Value in thousand pesos. Details may not add up to total due to rounding)

| 1994<br>PSIC<br>Code | Region/<br>Industry Description  | Number<br>of<br>Establishments | Total     | Type of Revenue           |                              |  |
|----------------------|--|--------------------------------|-----------|---------------------------|------------------------------|--|
|                      |  |                                |           | Value of Main<br>Activity | Value of Goods<br>for Resale | Value of Industrial<br>Services Done<br>for Others |
|                      |  |                                |           | (1)                       | (2)                          | (3)  |
|                      | Region V - Bicol   | 60                             | 740,657   | 727,421                   | 12,905                       | -  |
| 551                  | Hotels, camping sites and other provisions<br>of short-stay accommodation  | 12                             | 102,491   | 91,050                    | 11,305                       | -  |
| 5521                 | Restaurants, cafes and fastfood centers  | 43                             | 593,240   | 591,445                   | 1,600                        | -  |
| 5522-5529            | Refreshment stands, kiosks, counters, day<br>and night clubs, bars and cocktail lounges<br>and other restaurants, cafes and fastfood<br>centers n.e.c.         | 5                              | 44,926    | 44,926                    | -                            | -  |
|                      | Region VI - Western Visayas  | 189                            | 3,002,770 | 2,894,139                 | 93,710                       | -  |
| 551                  | Hotels, camping sites and other provisions<br>of short-stay accommodation  | 49                             | 719,741   | 668,197                   | 45,418                       | -  |
| 5521                 | Restaurants, cafes and fastfood centers  | 116                            | 1,970,679 | 1,916,218                 | 48,292                       | -  |
| 5522-5529            | Refreshment stands, kiosks, counters, day<br>and night clubs, bars and cocktail lounges<br>and other restaurants, cafes and fastfood<br>centers n.e.c.         | 24                             | 312,349   | 309,724                   | -                            | -  |
|                      | Region VII - Central Visayas   | 224                            | 7,908,322 | 7,219,761                 | 93,120                       | -  |
| 551                  | Hotels, camping sites and other provisions<br>of short-stay accommodation  | 57                             | 5,156,892 | 4,548,665                 | 21,504                       | -  |
| 5521                 | Restaurants, cafes and fastfood centers  | 147                            | 2,499,024 | 2,434,699                 | 56,492                       | -  |
| 5522-5529            | Refreshment stands, kiosks, counters, day<br>and night clubs, bars and cocktail lounges<br>and other restaurants, cafes and fastfood<br>centers n.e.c.         | 20                             | 252,406   | 236,396                   | 15,124                       | -  |
|                      | Region VIII - Eastern Visayas  | 25                             | 280,458   | 276,747                   | 402                          | -  |
| 551                  | Hotels, camping sites and other provisions<br>of short-stay accommodation  | 7                              | 79,722    | 76,073                    | 402                          | -  |
| 5521                 | Restaurants, cafes and fastfood centers  | 14                             | 177,969   | 177,906                   | -                            | -  |
| 5522-5529            | Refreshment stands, kiosks, counters, day<br>and night clubs, bars and cocktail lounges<br>and other restaurants, cafes and fastfood<br>centers n.e.c.         | 4                              | 22,767    | 22,767                    | -                            | -  |
|                      | Region IX - Zamboanga Peninsula  | 37                             | 471,605   | 461,811                   | 994                          | -  |
| 551                  | Hotels, camping sites and other provisions<br>of short-stay accommodation  | 10                             | 98,217    | 90,035                    | -                            | -  |
| 5521                 | Restaurants, cafes and fastfood centers )  |                                |           |                           |                              |  |
| 5522-5529            | Refreshment stands, kiosks, counters, day )<br>and night clubs, bars and cocktail lounges )<br>and other restaurants, cafes and fastfood )<br>centers n.e.c. ) | 27                             | 373,389   | 371,776                   | 994                          | -  |
|                      | Region X - Northern Mindanao   | 88                             | 1,205,202 | 1,097,947                 | 65,444                       | -  |
| 551                  | Hotels, camping sites and other provisions<br>of short-stay accommodation  | 29                             | 265,225   | 246,446                   | 6,341                        | -  |

Table 4.1 Number of Establishments and Revenue by Type for Hotel and Restaurant Establishments with Average Total Employment of 20 and Over by Region and Industry Class: Philippines, 2005 - (Continued)

(Value in thousand pesos. Details may not add up to total due to rounding)

| 1994<br>PSIC<br>Code | Region/<br>Industry Description  | Number<br>of<br>Establishments | Total     | Type of Revenue           |                              |  |
|----------------------|--|--------------------------------|-----------|---------------------------|------------------------------|--|
|                      |  |                                |           | Value of Main<br>Activity | Value of Goods<br>for Resale | Value of Industrial<br>Services Done<br>for Others |
|                      |  |                                |           | (1)                       | (2)                          | (3)  |
| 5521                 | Restaurants, cafes and fastfood centers  | 55                             | 906,892   | 818,858                   | 59,102                       | -  |
| 5522-5529            | Refreshment stands, kiosks, counters, day<br>and night clubs, bars and cocktail lounges<br>and other restaurants, cafes and fastfood<br>centers n.e.c.         | 4                              | 33,086    | 32,643                    | -                            | -  |
|                      | Region XI - Davao  | 122                            | 2,083,293 | 1,879,064                 | 154,099                      | -  |
| 551                  | Hotels, camping sites and other provisions<br>of short-stay accommodation  | 22                             | 710,749   | 546,626                   | 126,309                      | -  |
| 5521                 | Restaurants, cafes and fastfood centers  | 90                             | 1,299,484 | 1,259,378                 | 27,790                       | -  |
| 5522-5529            | Refreshment stands, kiosks, counters, day<br>and night clubs, bars and cocktail lounges<br>and other restaurants, cafes and fastfood<br>centers n.e.c.         | 10                             | 73,060    | 73,060                    | -                            | -  |
|                      | Region XII - SOCCSKSARGEN  | 47                             | 464,142   | 452,052                   | 10,252                       | -  |
| 551                  | Hotels, camping sites and other provisions<br>of short-stay accommodation  | 14                             | 99,252    | 92,640                    | 4,847                        | -  |
| 5521                 | Restaurants, cafes and fastfood centers  | 27                             | 341,525   | 341,480                   | -                            | -  |
| 5522-5529            | Refreshment stands, kiosks, counters, day<br>and night clubs, bars and cocktail lounges<br>and other restaurants, cafes and fastfood<br>centers n.e.c.         | 6                              | 23,364    | 17,932                    | 5,406                        | -  |
|                      | Region XIII - Caraga   | 22                             | 173,017   | 172,649                   | -                            | -  |
| 551                  | Hotels, camping sites and other provisions<br>of short-stay accommodation  | 6                              | 62,418    | 62,418                    | -                            | -  |
| 5521                 | Restaurants, cafes and fastfood centers )  |                                |           |                           |                              |  |
| 5522-5529            | Refreshment stands, kiosks, counters, day )<br>and night clubs, bars and cocktail lounges )<br>and other restaurants, cafes and fastfood )<br>centers n.e.c. ) | 16                             | 110,599   | 110,231                   | -                            | -  |
|                      | Autonomous Region in Muslim Mindanao   | 4                              | 25,415    | 25,300                    | 115                          | -  |
| 551                  | Hotels, camping sites and other provisions )<br>of short-stay accommodation )  |                                |           |                           |                              |  |
| 5521                 | Restaurants, cafes and fastfood centers )  | 4                              | 25,415    | 25,300                    | 115                          | -  |

Table 4.1 Number of Establishments and Revenue by Type for Hotel and Restaurant Establishments with Average Total Employment of 20 and Over by Region and Industry Class: Philippines, 2005 - (Continued)

(Value in thousand pesos. Details may not add up to total due to rounding)

| 1994<br>PSIC<br>Code | Region/<br>Industry Description  | Type of Revenue   |                 |                    |                                |                |
|----------------------|--|---|-----------------|--------------------|--------------------------------|----------------|
|                      |  | Value of Non-<br>Industrial Services<br>Done for Others | Interest Income | Dividend<br>Income | Commissions<br>and Fees Earned | Other Income   |
|                      |  | (6)   | (7)             | (8)                | (9)                            | (10)           |
|                      | <b>Philippines</b>   | <b>1,413,917</b>  | <b>181,449</b>  | <b>2,614</b>       | <b>17,345</b>                  | <b>630,462</b> |
|                      | National Capital Region  | 628,299   | 143,715         | 455                | 15,060                         | 559,049        |
| 551                  | Hotels, camping sites and other provisions<br>of short-stay accommodation  | 578,877   | 129,783         | 194                | 13,140                         | 360,797        |
| 5521                 | Restaurants, cafes and fastfood centers  | 32,392  | 13,788          | 261                | 208                            | 195,203        |
| 5522-5529            | Refreshment stands, kiosks, counters, day<br>and night clubs, bars and cocktail lounges<br>and other restaurants, cafes and fastfood<br>centers n.e.c. | 17,030  | 144             | -                  | 1,711                          | 3,049          |
|                      | Cordillera Administrative Region   | 632   | 8,159           | -                  | -                              | 114            |
| 551                  | Hotels, camping sites and other provisions<br>of short-stay accommodation  | 632   | 8,148           | -                  | -                              | -              |
| 5521                 | Restaurants, cafes and fastfood centers  | -   | 12              | -                  | -                              | 114            |
| 5522-5529            | Refreshment stands, kiosks, counters, day<br>and night clubs, bars and cocktail lounges<br>and other restaurants, cafes and fastfood<br>centers n.e.c. | -   | -               | -                  | -                              | -              |
|                      | Region I - Ilocos  | 23,912  | 371             | 1                  | 488                            | 6,541          |
| 551                  | Hotels, camping sites and other provisions<br>of short-stay accommodation  | 22,836  | 226             | 1                  | 488                            | 5,551          |
| 5521                 | Restaurants, cafes and fastfood centers  | 1,075   | 145             | -                  | -                              | 990            |
| 5522-5529            | Refreshment stands, kiosks, counters, day<br>and night clubs, bars and cocktail lounges<br>and other restaurants, cafes and fastfood<br>centers n.e.c. | -   | -               | -                  | -                              | -              |
|                      | Region II - Cagayan Valley   | 2,328   | 10              | -                  | -                              | -              |
| 551                  | Hotels, camping sites and other provisions<br>of short-stay accommodation  | 2,328   | -               | -                  | -                              | -              |
| 5521                 | Restaurants, cafes and fastfood centers  | -   | 10              | -                  | -                              | -              |
|                      | Region III - Central Luzon   | 31,318  | 8,624           | 2,000              | 75                             | 7,421          |
| 551                  | Hotels, camping sites and other provisions<br>of short-stay accommodation  | 22,411  | 1,056           | -                  | 75                             | 5,044          |
| 5521                 | Restaurants, cafes and fastfood centers  | 8,247   | 7,567           | 2,000              | -                              | 2,376          |
| 5522-5529            | Refreshment stands, kiosks, counters, day<br>and night clubs, bars and cocktail lounges<br>and other restaurants, cafes and fastfood<br>centers n.e.c. | 660   | -               | -                  | -                              | -              |
|                      | Region IV-A CALABARZON   | 128   | 3,573           | 23                 | 532                            | 30,461         |
| 551                  | Hotels, camping sites and other provisions<br>of short-stay accommodation  | -   | 1,326           | -                  | -                              | 723            |
| 5521                 | Restaurants, cafes and fastfood centers  | 128   | 2,192           | 23                 | 532                            | 29,241         |

Table 4.1 Number of Establishments and Revenue by Type for Hotel and Restaurant Establishments with Average Total Employment of 20 and Over by Region and Industry Class: Philippines, 2005 - (Continued)

(Value in thousand pesos. Details may not add up to total due to rounding)

| 1994<br>PSIC<br>Code | Region/<br>Industry Description   | Type of Revenue   |                 |                    |                                |              |
|----------------------|---|---|-----------------|--------------------|--------------------------------|--------------|
|                      |   | Value of Non-<br>Industrial Services<br>Done for Others | Interest Income | Dividend<br>Income | Commissions<br>and Fees Earned | Other Income |
|                      |   | (6)   | (7)             | (8)                | (9)                            | (10)         |
| 5522-5529            | Refreshment stands, kiosks, counters, day and night clubs, bars and cocktail lounges and other restaurants, cafes and fastfood centers n.e.c. | -   | 54              | -                  | -                              | 497          |
|                      | Region IV-B MIMAROPA  | 50,604  | 4,942           | -                  | -                              | -            |
| 551                  | Hotels, camping sites and other provisions of short-stay accommodation  | 50,604  | 4,913           | -                  | -                              | -            |
| 5521                 | Restaurants, cafes and fastfood centers   | -   | 29              | -                  | -                              | -            |
|                      | Region V - Bicol  | -   | 4               | 132                | -                              | 195          |
| 551                  | Hotels, camping sites and other provisions of short-stay accommodation  | -   | 4               | 132                | -                              | -            |
| 5521                 | Restaurants, cafes and fastfood centers   | -   | -               | -                  | -                              | 195          |
| 5522-5529            | Refreshment stands, kiosks, counters, day and night clubs, bars and cocktail lounges and other restaurants, cafes and fastfood centers n.e.c. | -   | -               | -                  | -                              | -            |
|                      | Region VI - Western Visayas   | 9,119   | 306             | -                  | -                              | 5,496        |
| 551                  | Hotels, camping sites and other provisions of short-stay accommodation  | 5,350   | 2               | -                  | -                              | 774          |
| 5521                 | Restaurants, cafes and fastfood centers   | 3,769   | 262             | -                  | -                              | 2,138        |
| 5522-5529            | Refreshment stands, kiosks, counters, day and night clubs, bars and cocktail lounges and other restaurants, cafes and fastfood centers n.e.c. | -   | 41              | -                  | -                              | 2,584        |
|                      | Region VII - Central Visayas  | 570,149   | 6,851           | 1                  | 1,026                          | 17,414       |
| 551                  | Hotels, camping sites and other provisions of short-stay accommodation  | 569,718   | 4,882           | 1                  | 1,026                          | 11,097       |
| 5521                 | Restaurants, cafes and fastfood centers   | 432   | 1,969           | -                  | -                              | 5,431        |
| 5522-5529            | Refreshment stands, kiosks, counters, day and night clubs, bars and cocktail lounges and other restaurants, cafes and fastfood centers n.e.c. | -   | -               | -                  | -                              | 886          |
|                      | Region VIII - Eastern Visayas   | 3,225   | 84              | -                  | -                              | -            |
| 551                  | Hotels, camping sites and other provisions of short-stay accommodation  | 3,225   | 21              | -                  | -                              | -            |
| 5521                 | Restaurants, cafes and fastfood centers   | -   | 63              | -                  | -                              | -            |
| 5522-5529            | Refreshment stands, kiosks, counters, day and night clubs, bars and cocktail lounges and other restaurants, cafes and fastfood centers n.e.c. | -   | -               | -                  | -                              | -            |
|                      | Region IX - Zamboanga Peninsula   | 8,182   | 199             | -                  | 163                            | 257          |
| 551                  | Hotels, camping sites and other provisions of short-stay accommodation  | 8,182   | -               | -                  | -                              | -            |



Table 4.1 Number of Establishments and Revenue by Type for Hotel and Restaurant Establishments with Average Total Employment of 20 and Over by Region and Industry Class: Philippines, 2005 - (Concluded)

(Value in thousand pesos. Details may not add up to total due to rounding)

| 1994<br>PSIC<br>Code | Region/<br>Industry Description  | Type of Revenue   |                 |                    |                                |              |
|----------------------|--|---|-----------------|--------------------|--------------------------------|--------------|
|                      |  | Value of Non-<br>Industrial Services<br>Done for Others | Interest Income | Dividend<br>Income | Commissions<br>and Fees Earned | Other Income |
|                      |  | (6)   | (7)             | (8)                | (9)                            | (10)         |
| 5521                 | Restaurants, cafes and fastfood centers )  |   |                 |                    |                                |              |
| 5522-5529            | Refreshment stands, kiosks, counters, day )<br>and night clubs, bars and cocktail lounges )<br>and other restaurants, cafes and fastfood )<br>centers n.e.c. ) | -   | 199             | -                  | 163                            | 257          |
|                      | Region X - Northern Mindanao   | 39,978  | 921             | 2                  | -                              | 910          |
| 551                  | Hotels, camping sites and other provisions<br>of short-stay accommodation  | 12,375  | 62              | -                  | -                              | -            |
| 5521                 | Restaurants, cafes and fastfood centers  | 27,603  | 859             | 2                  | -                              | 467          |
| 5522-5529            | Refreshment stands, kiosks, counters, day<br>and night clubs, bars and cocktail lounges<br>and other restaurants, cafes and fastfood<br>centers n.e.c.         | -   | -               | -                  | -                              | 443          |
|                      | Region XI - Davao  | 44,453  | 3,442           | -                  | -                              | 2,235        |
| 551                  | Hotels, camping sites and other provisions<br>of short-stay accommodation  | 32,287  | 3,292           | -                  | -                              | 2,235        |
| 5521                 | Restaurants, cafes and fastfood centers  | 12,166  | 150             | -                  | -                              | -            |
| 5522-5529            | Refreshment stands, kiosks, counters, day<br>and night clubs, bars and cocktail lounges<br>and other restaurants, cafes and fastfood<br>centers n.e.c.         | -   | -               | -                  | -                              | -            |
|                      | Region XII - SOCCSKSARGEN  | 1,590   | 248             | -                  | -                              | -            |
| 551                  | Hotels, camping sites and other provisions<br>of short-stay accommodation  | 1,590   | 176             | -                  | -                              | -            |
| 5521                 | Restaurants, cafes and fastfood centers  | -   | 46              | -                  | -                              | -            |
| 5522-5529            | Refreshment stands, kiosks, counters, day<br>and night clubs, bars and cocktail lounges<br>and other restaurants, cafes and fastfood<br>centers n.e.c.         | -   | 26              | -                  | -                              | -            |
|                      | Region XIII - Caraga   | -   | -               | -                  | -                              | 368          |
| 551                  | Hotels, camping sites and other provisions<br>of short-stay accommodation  | -   | -               | -                  | -                              | -            |
| 5521                 | Restaurants, cafes and fastfood centers )  |   |                 |                    |                                |              |
| 5522-5529            | Refreshment stands, kiosks, counters, day )<br>and night clubs, bars and cocktail lounges )<br>and other restaurants, cafes and fastfood )<br>centers n.e.c. ) | -   | -               | -                  | -                              | 368          |
|                      | Autonomous Region in Muslim Mindanao   | -   | -               | -                  | -                              | -            |
| 551                  | Hotels, camping sites and other provisions<br>of short-stay accommodation )  |   |                 |                    |                                |              |
| 5521                 | Restaurants, cafes and fastfood centers )  | -   | -               | -                  | -                              | -            |

) - Combined data

Table 4a Number of Establishments and Value of Non-Industrial Services Done for Others by Hotel and Restaurant Establishments with Average Total Employment of 20 and Over by Industry Class: Philippines, 2005

(Value in thousand pesos. Details may not add up to total due to rounding)

| 1994<br>PSIC<br>Code | Industry Description   | Number<br>of<br>Establishments | Total            | Type of Non-Industrial Services Done for Others |   |                        |                                      |
|----------------------|--|--------------------------------|------------------|---|---|------------------------|--------------------------------------|
|                      |  |                                |                  | Rent Income<br>for Land                         | Rental Income<br>from Buildings<br>and Structures | Other Rental<br>Income | Other Non-<br>Industrial<br>Services |
|                      |  |                                |                  | (1)   | (2)   | (3)                    | (4)                                  |
|                      | <b>Hotels and Restaurants</b>  | <b>3,614</b>                   | <b>1,413,917</b> | <b>55,968</b>                                   | <b>528,824</b>                                    | <b>660,882</b>         | <b>168,243</b>                       |
| 551                  | Hotels, camping sites and other provisions of short-stay accommodation   | 519                            | 1,310,416        | 45,452  | 500,649   | 639,392                | 124,922                              |
| 5521                 | Restaurants, cafes and fastfood centers  | 2,762                          | 85,811           | 9,856   | 23,945  | 21,344                 | 30,666                               |
| 5522-5529            | Refreshment stands, kiosks, counters, day and night clubs, bars and cocktail lounges and other restaurants, cafes and fastfood centers n.e.c | 333                            | 17,690           | 660   | 4,230   | 146                    | 12,654                               |

Table 4a.1 Number of Establishments and Value of Non-Industrial Services Done for Others by Hotel and Restaurant Establishments with Average Total Employment of 20 and Over by Region and Industry Class: Philippines, 2005

(Value in thousand pesos. Details may not add up to total due to rounding)

| 1994<br>PSIC<br>Code | Region/<br>Industry Description  | Number<br>of<br>Establishments | Total            | Type of Non-Industrial Services Done for Others |   |                        |                                      |
|----------------------|--|--------------------------------|------------------|---|---|------------------------|--------------------------------------|
|                      |  |                                |                  | Rent Income<br>for Land                         | Rental Income<br>from Buildings<br>and Structures | Other Rental<br>Income | Other Non-<br>Industrial<br>Services |
|                      |  |                                |                  | (1)   | (2)   | (3)                    | (4)                                  |
|                      | <b>Philippines</b>   | <b>3,614</b>                   | <b>1,413,917</b> | <b>55,968</b>                                   | <b>528,824</b>                                    | <b>660,882</b>         | <b>168,243</b>                       |
|                      | National Capital Region  | 1,867                          | 628,299          | 37,409  | 340,228   | 147,115                | 103,547                              |
| 551                  | Hotels, camping sites and other provisions of short-stay accommodation   | 180                            | 578,877          | 35,797  | 329,694   | 137,710                | 75,676                               |
| 5521                 | Restaurants, cafes and fastfood centers  | 1,522                          | 32,392           | 1,612   | 6,303   | 9,259                  | 15,217                               |
| 5522-5529            | Refreshment stands, kiosks, counters, day and night clubs, bars and cocktail lounges and other restaurants, cafes and fastfood centers n.e.c | 165                            | 17,030           | -   | 4,230   | 146                    | 12,654                               |
|                      | Cordillera Administrative Region   | 90                             | 632              | -   | 632   | -                      | -                                    |
| 551                  | Hotels, camping sites and other provisions of short-stay accommodation   | 11                             | 632              | -   | 632   | -                      | -                                    |
| 5521                 | Restaurants, cafes and fastfood centers  | 70                             | -                | -   | -   | -                      | -                                    |
| 5522-5529            | Refreshment stands, kiosks, counters, day and night clubs, bars and cocktail lounges and other restaurants, cafes and fastfood centers n.e.c | 9                              | -                | -   | -   | -                      | -                                    |
|                      | Region I - Ilocos  | 108                            | 23,912           | -   | 23,912  | -                      | -                                    |
| 551                  | Hotels, camping sites and other provisions of short-stay accommodation   | 23                             | 22,836           | -   | 22,836  | -                      | -                                    |
| 5521                 | Restaurants, cafes and fastfood centers  | 73                             | 1,075            | -   | 1,075   | -                      | -                                    |
| 5522-5529            | Refreshment stands, kiosks, counters, day and night clubs, bars and cocktail lounges and other restaurants, cafes and fastfood centers n.e.c | 12                             | -                | -   | -   | -                      | -                                    |

Table 4a.1 Number of Establishments and Value of Non-Industrial Services Done for Others by Hotel and Restaurant Establishments with Average Total Employment of 20 and Over by Region and Industry Class: Philippines, 2005 - (Continued)

(Value in thousand pesos. Details may not add up to total due to rounding)

| 1994<br>PSIC<br>Code | Region/<br>Industry Description  | Number<br>of<br>Establishments | Total  | Type of Non-Industrial Services Done for Others |   |                        |                                      |
|----------------------|--|--------------------------------|--------|---|---|------------------------|--------------------------------------|
|                      |  |                                |        | Rent Income<br>for Land                         | Rental Income<br>from Buildings<br>and Structures | Other Rental<br>Income | Other Non-<br>Industrial<br>Services |
|                      |  |                                |        | (1)   | (2)   | (3)                    | (4)                                  |
|                      | Region II - Cagayan Valley   | 23                             | 2,328  | 2,328   | -   | -                      | -                                    |
| 551                  | Hotels, camping sites and other provisions of short-stay accommodation   | 7                              | 2,328  | 2,328   | -   | -                      | -                                    |
| 5521                 | Restaurants, cafes and fastfood centers  | 16                             | -      | -   | -   | -                      | -                                    |
|                      | Region III - Central Luzon   | 305                            | 31,318 | 7,037   | 10,461  | 2,843                  | 10,977                               |
| 551                  | Hotels, camping sites and other provisions of short-stay accommodation   | 43                             | 22,411 | 4,039   | 10,461  | 843                    | 7,068                                |
| 5521                 | Restaurants, cafes and fastfood centers  | 240                            | 8,247  | 2,338   | -   | 1,999                  | 3,909                                |
| 5522-5529            | Refreshment stands, kiosks, counters, day and night clubs, bars and cocktail lounges and other restaurants, cafes and fastfood centers n.e.c | 22                             | 660    | 660   | -   | -                      | -                                    |
|                      | Region IV-A CALABARZON   | 387                            | 128    | -   | -   | -                      | 128                                  |
| 551                  | Hotels, camping sites and other provisions of short-stay accommodation   | 38                             | -      | -   | -   | -                      | -                                    |
| 5521                 | Restaurants, cafes and fastfood centers  | 300                            | 128    | -   | -   | -                      | 128                                  |
| 5522-5529            | Refreshment stands, kiosks, counters, day and night clubs, bars and cocktail lounges and other restaurants, cafes and fastfood centers n.e.c | 49                             | -      | -   | -   | -                      | -                                    |
|                      | Region IV-B MIMAROPA   | 16                             | 50,604 | -   | -   | 50,604                 | -                                    |
| 551                  | Hotels, camping sites and other provisions of short-stay accommodation   | 9                              | 50,604 | -   | -   | 50,604                 | -                                    |
| 5521                 | Restaurants, cafes and fastfood centers  | 7                              | -      | -   | -   | -                      | -                                    |
|                      | Region V - Bicol   | 60                             | -      | -   | -   | -                      | -                                    |
| 551                  | Hotels, camping sites and other provisions of short-stay accommodation   | 12                             | -      | -   | -   | -                      | -                                    |
| 5521                 | Restaurants, cafes and fastfood centers  | 43                             | -      | -   | -   | -                      | -                                    |
| 5522-5529            | Refreshment stands, kiosks, counters, day and night clubs, bars and cocktail lounges and other restaurants, cafes and fastfood centers n.e.c | 5                              | -      | -   | -   | -                      | -                                    |
|                      | Region VI - Western Visayas  | 189                            | 9,119  | -   | 8,210   | 186                    | 723                                  |
| 551                  | Hotels, camping sites and other provisions of short-stay accommodation   | 49                             | 5,350  | -   | 4,765   | -                      | 585                                  |
| 5521                 | Restaurants, cafes and fastfood centers  | 116                            | 3,769  | -   | 3,445   | 186                    | 138                                  |
| 5522-5529            | Refreshment stands, kiosks, counters, day and night clubs, bars and cocktail lounges and other restaurants, cafes and fastfood centers n.e.c | 24                             | -      | -   | -   | -                      | -                                    |

Table 4a.1 Number of Establishments and Value of Non-Industrial Services Done for Others by Hotel and Restaurant Establishments with Average Total Employment of 20 and Over by Region and Industry Class: Philippines, 2005 - (Continued)

(Value in thousand pesos. Details may not add up to total due to rounding)

| 1994<br>PSIC<br>Code | Region/<br>Industry Description  | Number<br>of<br>Establishments | Total   | Type of Non-Industrial Services Done for Others |   |                        |                                      |
|----------------------|--|--------------------------------|---------|---|---|------------------------|--------------------------------------|
|                      |  |                                |         | Rent Income<br>for Land                         | Rental Income<br>from Buildings<br>and Structures | Other Rental<br>Income | Other Non-<br>Industrial<br>Services |
|                      |  |                                |         | (1)   | (2)   | (3)                    | (4)                                  |
|                      | Region VII - Central Visayas   | 224                            | 570,149 | -   | 111,548   | 438,364                | 20,237                               |
| 551                  | Hotels, camping sites and other provisions of short-stay accommodation   | 57                             | 569,718 | -   | 111,117   | 438,364                | 20,237                               |
| 5521                 | Restaurants, cafes and fastfood centers  | 147                            | 432     | -   | 432   | -                      | -                                    |
| 5522-5529            | Refreshment stands, kiosks, counters, day and night clubs, bars and cocktail lounges and other restaurants, cafes and fastfood centers n.e.c   | 20                             | -       | -   | -   | -                      | -                                    |
|                      | Region VIII - Eastern Visayas  | 25                             | 3,225   | -   | 1,997   | 677                    | 552                                  |
| 551                  | Hotels, camping sites and other provisions of short-stay accommodation   | 7                              | 3,225   | -   | 1,997   | 677                    | 552                                  |
| 5521                 | Restaurants, cafes and fastfood centers  | 14                             | -       | -   | -   | -                      | -                                    |
| 5522-5529            | Refreshment stands, kiosks, counters, day and night clubs, bars and cocktail lounges and other restaurants, cafes and fastfood centers n.e.c   | 4                              | -       | -   | -   | -                      | -                                    |
|                      | Region IX - Zamboanga Peninsula  | 37                             | 8,182   | 3,213   | 4,969   | -                      | -                                    |
| 551                  | Hotels, camping sites and other provisions of short-stay accommodation   | 10                             | 8,182   | 3,213   | 4,969   | -                      | -                                    |
| 5521                 | Restaurants, cafes and fastfood centers )  |                                |         |   |   |                        |                                      |
| 5522-5529            | Refreshment stands, kiosks, counters, day and night clubs, bars and cocktail lounges and other restaurants, cafes and fastfood centers n.e.c ) | 27                             | -       | -   | -   | -                      | -                                    |
|                      | Region X - Northern Mindanao   | 88                             | 39,978  | -   | 17,247  | 10,490                 | 12,241                               |
| 551                  | Hotels, camping sites and other provisions of short-stay accommodation   | 29                             | 12,375  | -   | 9,362   | 590                    | 2,423                                |
| 5521                 | Restaurants, cafes and fastfood centers  | 55                             | 27,603  | -   | 7,885   | 9,900                  | 9,818                                |
| 5522-5529            | Refreshment stands, kiosks, counters, day and night clubs, bars and cocktail lounges and other restaurants, cafes and fastfood centers n.e.c   | 4                              | -       | -   | -   | -                      | -                                    |
|                      | Region XI - Davao  | 122                            | 44,453  | 5,981   | 9,621   | 9,767                  | 19,084                               |
| 551                  | Hotels, camping sites and other provisions of short-stay accommodation   | 22                             | 32,287  | 76  | 4,816   | 9,767                  | 17,629                               |
| 5521                 | Restaurants, cafes and fastfood centers  | 90                             | 12,166  | 5,905   | 4,805   | -                      | 1,455                                |
| 5522-5529            | Refreshment stands, kiosks, counters, day and night clubs, bars and cocktail lounges and other restaurants, cafes and fastfood centers n.e.c   | 10                             | -       | -   | -   | -                      | -                                    |
|                      | Region XII - SOCCSKSARGEN  | 47                             | 1,590   | -   | -   | 837                    | 753                                  |
| 551                  | Hotels, camping sites and other provisions of short-stay accommodation   | 14                             | 1,590   | -   | -   | 837                    | 753                                  |

Table 4a.1 Number of Establishments and Value of Non-Industrial Services Done for Others by Hotel and Restaurant Establishments with Average Total Employment of 20 and Over by Region and Industry Class: Philippines, 2005 - *(Concluded)*

(Value in thousand pesos. Details may not add up to total due to rounding)

| 1994<br>PSIC<br>Code | Region/<br>Industry Description   | Number<br>of<br>Establishments | Total | Type of Non-Industrial Services Done for Others |   |                        |                                      |
|----------------------|---|--------------------------------|-------|---|---|------------------------|--------------------------------------|
|                      |   |                                |       | Rent Income<br>for Land                         | Rental Income<br>from Buildings<br>and Structures | Other Rental<br>Income | Other Non-<br>Industrial<br>Services |
|                      |   | (1)                            | (2)   | (3)   | (4)   | (5)                    | (6)                                  |
| 5521                 | Restaurants, cafes and fastfood centers   | 27                             | -     | -   | -   | -                      | -                                    |
| 5522-5529            | Refreshment stands, kiosks, counters, day<br>and night clubs, bars and cocktail lounges<br>and other restaurants, cafes and fastfood<br>centers n.e.c         | 6                              | -     | -   | -   | -                      | -                                    |
|                      | Region XIII - Caraga  | 22                             | -     | -   | -   | -                      | -                                    |
| 551                  | Hotels, camping sites and other provisions<br>of short-stay accommodation   | 6                              | -     | -   | -   | -                      | -                                    |
| 5521                 | Restaurants, cafes and fastfood centers )   |                                |       |   |   |                        |                                      |
| 5522-5529            | Refreshment stands, kiosks, counters, day )<br>and night clubs, bars and cocktail lounges )<br>and other restaurants, cafes and fastfood )<br>centers n.e.c ) | 16                             | -     | -   | -   | -                      | -                                    |
|                      | Autonomous Region in Muslim Mindanao  | 4                              | -     | -   | -   | -                      | -                                    |
| 551                  | Hotels, camping sites and other provisions )<br>of short-stay accommodation )   |                                |       |   |   |                        |                                      |
| 5521                 | Restaurants, cafes and fastfood centers )   | 4                              | -     | -   | -   | -                      | -                                    |

) - Combined data

Table 5 Number of Establishments and Cost by Type for Hotel and Restaurant Establishments with Average Total Employment of 20 and Over by Industry Class: Philippines, 2005

(Value in thousand pesos. Details may not add up to total due to rounding)

| 1994<br>PSIC<br>Code | Industry Description   | Number<br>of<br>Establishments | Total             | Type of Cost                           |                                  |   |
|----------------------|--|--------------------------------|-------------------|--|----------------------------------|---|
|                      |  |                                |                   | Materials<br>and Supplies<br>Purchased | Goods<br>Purchased<br>for Resale | Fuels Purchased<br>to Run Motor<br>Vehicles, Machinery<br>and Other Equipment |
|                      |  |                                |                   | (1)                                    | (2)                              | (3)   |
|                      | <b>Hotels and Restaurants</b>  | <b>3,614</b>                   | <b>75,099,887</b> | <b>39,198,727</b>                      | <b>1,900,844</b>                 | <b>1,488,056</b>  |
| 551                  | Hotels, camping sites and other provisions of short-stay accommodation   | 519                            | 21,675,150        | 6,692,093                              | 655,222                          | 554,684   |
| 5521                 | Restaurants, cafes and fastfood centers  | 2,762                          | 50,965,200        | 31,012,024                             | 1,202,683                        | 894,286   |
| 5522-5529            | Refreshment stands, kiosks, counters, day and night clubs, bars and cocktail lounges and other restaurants, cafes and fastfood centers n.e.c | 333                            | 2,459,537         | 1,494,610                              | 42,939                           | 39,085  |

| 1994<br>PSIC<br>Code | Industry Description   | Type of Cost             |  |  |                      |                  |
|----------------------|--|--------------------------|--|--|----------------------|------------------|
|                      |  | Electricity<br>Purchased | Industrial<br>Services Done<br>by Others | Non-Industrial<br>Services Done<br>by Others | Interest<br>Expenses | Indirect Taxes   |
|                      |  | (6)                      | (7)                                      | (8)  | (9)                  | (10)             |
|                      | <b>Hotels and Restaurants</b>  | <b>7,284,720</b>         | <b>1,785,415</b>                         | <b>12,840,010</b>                            | <b>977,731</b>       | <b>1,792,899</b> |
| 551                  | Hotels, camping sites and other provisions of short-stay accommodation   | 3,394,449                | 942,401                                  | 4,520,956                                    | 808,757              | 763,418          |
| 5521                 | Restaurants, cafes and fastfood centers  | 3,708,656                | 775,473                                  | 7,880,740                                    | 158,145              | 982,560          |
| 5522-5529            | Refreshment stands, kiosks, counters, day and night clubs, bars and cocktail lounges and other restaurants, cafes and fastfood centers n.e.c | 181,615                  | 67,541                                   | 438,314                                      | 10,829               | 46,922           |

| 1994<br>PSIC<br>Code | Industry Description   | Type of Cost                     |   |                           |                  |                  |
|----------------------|--|----------------------------------|---|---------------------------|------------------|------------------|
|                      |  | Computer<br>Software<br>Expenses | Research<br>and Experimental<br>Development | Bad and Doubtful<br>Debts | Depreciation     | Other Cost       |
|                      |  | (11)                             | (12)  | (13)                      | (14)             | (15)             |
|                      | <b>Hotels and Restaurants</b>  | <b>95,981</b>                    | <b>29,589</b>                               | <b>75,411</b>             | <b>4,448,756</b> | <b>3,181,748</b> |
| 551                  | Hotels, camping sites and other provisions of short-stay accommodation   | 77,772                           | 13,358                                      | 44,305                    | 2,566,642        | 641,093          |
| 5521                 | Restaurants, cafes and fastfood centers  | 17,626                           | 16,231                                      | 30,665                    | 1,808,114        | 2,477,996        |
| 5522-5529            | Refreshment stands, kiosks, counters, day and night clubs, bars and cocktail lounges and other restaurants, cafes and fastfood centers n.e.c | 583                              | -   | 441                       | 73,999           | 62,659           |

Table 5.1 Number of Establishments and Cost by Type for Hotel and Restaurant Establishments with Average Total Employment of 20 and Over by Region and Industry Class: Philippines, 2005

(Value in thousand pesos. Details may not add up to total due to rounding)

| 1994<br>PSIC<br>Code | Region/<br>Industry Description   | Number<br>of<br>Establishments | Total             | Type of Cost                           |                                  |   |
|----------------------|---|--------------------------------|-------------------|--|----------------------------------|---|
|                      |   |                                |                   | Materials<br>and Supplies<br>Purchased | Goods<br>Purchased<br>for Resale | Fuels Purchased<br>to Run Motor<br>Vehicles, Machinery<br>and Other Equipment |
|                      |   |                                |                   | (1)                                    | (2)                              | (3)   |
|                      | <b>Philippines</b>  | <b>3,614</b>                   | <b>75,099,887</b> | <b>39,198,727</b>                      | <b>1,900,844</b>                 | <b>1,488,056</b>  |
|                      | National Capital Region   | 1,867                          | 47,898,493        | 24,108,638                             | 975,532                          | 1,070,640   |
| 551                  | Hotels, camping sites and other provisions<br>of short-stay accommodation   | 180                            | 14,316,539        | 3,829,647                              | 292,101                          | 368,805   |
| 5521                 | Restaurants, cafes and fastfood centers   | 1,522                          | 32,301,096        | 19,555,581                             | 673,873                          | 674,302   |
| 5522-5529            | Refreshment stands, kiosks, counters, day<br>and night clubs, bars and cocktail lounges<br>and other restaurants, cafes and fastfood<br>centers n.e.c | 165                            | 1,280,858         | 723,410                                | 9,558                            | 27,534  |
|                      | Cordillera Administrative Region  | 90                             | 1,102,147         | 664,520                                | 4,647                            | 9,697   |
| 551                  | Hotels, camping sites and other provisions<br>of short-stay accommodation   | 11                             | 348,925           | 142,776                                | 3,997                            | 2,622   |
| 5521                 | Restaurants, cafes and fastfood centers   | 70                             | 726,303           | 501,765                                | 650                              | 7,039   |
| 5522-5529            | Refreshment stands, kiosks, counters, day<br>and night clubs, bars and cocktail lounges<br>and other restaurants, cafes and fastfood<br>centers n.e.c | 9                              | 26,920            | 19,980                                 | -                                | 36  |
|                      | Region I - Ilocos   | 108                            | 1,638,826         | 1,055,089                              | 10,481                           | 13,962  |
| 551                  | Hotels, camping sites and other provisions<br>of short-stay accommodation   | 23                             | 283,044           | 101,050                                | -                                | 8,475   |
| 5521                 | Restaurants, cafes and fastfood centers   | 73                             | 1,324,712         | 933,463                                | 10,481                           | 4,858   |
| 5522-5529            | Refreshment stands, kiosks, counters, day<br>and night clubs, bars and cocktail lounges<br>and other restaurants, cafes and fastfood<br>centers n.e.c | 12                             | 31,070            | 20,576                                 | -                                | 628   |
|                      | Region II - Cagayan Valley  | 23                             | 339,690           | 114,268                                | 108,494                          | 7,737   |
| 551                  | Hotels, camping sites and other provisions<br>of short-stay accommodation   | 7                              | 18,071            | 2,411                                  | 3,075                            | 340   |
| 5521                 | Restaurants, cafes and fastfood centers   | 16                             | 321,619           | 111,857                                | 105,419                          | 7,398   |
|                      | Region III - Central Luzon  | 305                            | 5,351,523         | 3,219,454                              | 234,937                          | 46,292  |
| 551                  | Hotels, camping sites and other provisions<br>of short-stay accommodation   | 43                             | 919,418           | 412,739                                | 99,437                           | 13,291  |
| 5521                 | Restaurants, cafes and fastfood centers   | 240                            | 4,354,592         | 2,750,869                              | 132,774                          | 30,919  |
| 5522-5529            | Refreshment stands, kiosks, counters, day<br>and night clubs, bars and cocktail lounges<br>and other restaurants, cafes and fastfood<br>centers n.e.c | 22                             | 77,512            | 55,845                                 | 2,726                            | 2,082   |
|                      | Region IV-A CALABARZON  | 387                            | 6,541,936         | 3,695,604                              | 80,506                           | 90,588  |
| 551                  | Hotels, camping sites and other provisions<br>of short-stay accommodation   | 38                             | 348,799           | 94,491                                 | 23,671                           | 9,640   |

Table 5.1 Number of Establishments and Cost by Type for Hotel and Restaurant Establishments with Average Total Employment of 20 and Over by Region and Industry Class: Philippines, 2005 - (Continued)

(Value in thousand pesos. Details may not add up to total due to rounding)

| 1994<br>PSIC<br>Code | Region/<br>Industry Description   | Number<br>of<br>Establishments | Total     | Type of Cost                           |                                  |   |
|----------------------|---|--------------------------------|-----------|--|----------------------------------|---|
|                      |   |                                |           | Materials<br>and Supplies<br>Purchased | Goods<br>Purchased<br>for Resale | Fuels Purchased<br>to Run Motor<br>Vehicles, Machinery<br>and Other Equipment |
|                      |   |                                |           | (1)                                    | (2)                              | (3)   |
| 5521                 | Restaurants, cafes and fastfood centers   | 300                            | 5,777,398 | 3,366,579                              | 43,213                           | 78,242  |
| 5522-5529            | Refreshment stands, kiosks, counters, day<br>and night clubs, bars and cocktail lounges<br>and other restaurants, cafes and fastfood<br>centers n.e.c | 49                             | 415,739   | 234,534                                | 13,623                           | 2,705   |
|                      | Region IV-B MIMAROPA  | 16                             | 668,711   | 125,769                                | 122,604                          | 49,352  |
| 551                  | Hotels, camping sites and other provisions<br>of short-stay accommodation   | 9                              | 568,624   | 75,515                                 | 119,000                          | 49,195  |
| 5521                 | Restaurants, cafes and fastfood centers   | 7                              | 100,087   | 50,253                                 | 3,604                            | 157   |
|                      | Region V - Bicol  | 60                             | 511,179   | 299,562                                | 3,671                            | 10,212  |
| 551                  | Hotels, camping sites and other provisions<br>of short-stay accommodation   | 12                             | 74,107    | 27,306                                 | 1,243                            | 1,220   |
| 5521                 | Restaurants, cafes and fastfood centers   | 43                             | 401,732   | 248,918                                | 2,428                            | 7,894   |
| 5522-5529            | Refreshment stands, kiosks, counters, day<br>and night clubs, bars and cocktail lounges<br>and other restaurants, cafes and fastfood<br>centers n.e.c | 5                              | 35,340    | 23,338                                 | -                                | 1,099   |
|                      | Region VI - Western Visayas   | 189                            | 2,175,871 | 1,230,323                              | 155,515                          | 27,521  |
| 551                  | Hotels, camping sites and other provisions<br>of short-stay accommodation   | 49                             | 506,888   | 187,671                                | 36,431                           | 10,294  |
| 5521                 | Restaurants, cafes and fastfood centers   | 116                            | 1,415,650 | 830,984                                | 119,085                          | 13,957  |
| 5522-5529            | Refreshment stands, kiosks, counters, day<br>and night clubs, bars and cocktail lounges<br>and other restaurants, cafes and fastfood<br>centers n.e.c | 24                             | 253,333   | 211,667                                | -                                | 3,270   |
|                      | Region VII - Central Visayas  | 224                            | 5,423,107 | 2,699,240                              | 77,494                           | 93,096  |
| 551                  | Hotels, camping sites and other provisions<br>of short-stay accommodation   | 57                             | 3,316,473 | 1,376,767                              | 20,171                           | 56,822  |
| 5521                 | Restaurants, cafes and fastfood centers   | 147                            | 1,903,019 | 1,190,377                              | 42,592                           | 35,243  |
| 5522-5529            | Refreshment stands, kiosks, counters, day<br>and night clubs, bars and cocktail lounges<br>and other restaurants, cafes and fastfood<br>centers n.e.c | 20                             | 203,615   | 132,097                                | 14,732                           | 1,031   |
|                      | Region VIII - Eastern Visayas   | 25                             | 207,951   | 132,173                                | 326                              | 2,880   |
| 551                  | Hotels, camping sites and other provisions<br>of short-stay accommodation   | 7                              | 55,174    | 25,424                                 | 326                              | 1,566   |
| 5521                 | Restaurants, cafes and fastfood centers   | 14                             | 135,820   | 93,840                                 | -                                | 1,102   |
| 5522-5529            | Refreshment stands, kiosks, counters, day<br>and night clubs, bars and cocktail lounges<br>and other restaurants, cafes and fastfood<br>centers n.e.c | 4                              | 16,956    | 12,909                                 | -                                | 213   |



Table 5.1 Number of Establishments and Cost by Type for Hotel and Restaurant Establishments with Average Total Employment of 20 and Over by Region and Industry Class: Philippines, 2005 - (Continued)

(Value in thousand pesos. Details may not add up to total due to rounding)

| 1994<br>PSIC<br>Code | Region/<br>Industry Description   | Number<br>of<br>Establishments | Total     | Type of Cost                           |                                  |   |
|----------------------|---|--------------------------------|-----------|--|----------------------------------|---|
|                      |   |                                |           | Materials<br>and Supplies<br>Purchased | Goods<br>Purchased<br>for Resale | Fuels Purchased<br>to Run Motor<br>Vehicles, Machinery<br>and Other Equipment |
|                      |   |                                |           | (1)                                    | (2)                              | (3)   |
|                      | Region IX - Zamboanga Peninsula   | 37                             | 356,828   | 234,056                                | 795                              | 3,347   |
| 551                  | Hotels, camping sites and other provisions<br>of short-stay accommodation   | 10                             | 65,804    | 48,256                                 | -                                | 985   |
| 5521                 | Restaurants, cafes and fastfood centers )   |                                |           |  |                                  |   |
| 5522-5529            | Refreshment stands, kiosks, counters, day<br>and night clubs, bars and cocktail lounges<br>and other restaurants, cafes and fastfood<br>centers n.e.c ) | 27                             | 291,024   | 185,800                                | 795                              | 2,363   |
|                      | Region X - Northern Mindanao  | 88                             | 842,267   | 494,506                                | 47,309                           | 19,693  |
| 551                  | Hotels, camping sites and other provisions<br>of short-stay accommodation   | 29                             | 186,423   | 114,988                                | 2,857                            | 2,213   |
| 5521                 | Restaurants, cafes and fastfood centers   | 55                             | 633,579   | 370,025                                | 44,452                           | 17,417  |
| 5522-5529            | Refreshment stands, kiosks, counters, day<br>and night clubs, bars and cocktail lounges<br>and other restaurants, cafes and fastfood<br>centers n.e.c   | 4                              | 22,265    | 9,493                                  | -                                | 62  |
|                      | Region XI - Davao   | 122                            | 1,555,138 | 837,015                                | 70,883                           | 34,120  |
| 551                  | Hotels, camping sites and other provisions<br>of short-stay accommodation   | 22                             | 528,787   | 182,088                                | 48,954                           | 25,758  |
| 5521                 | Restaurants, cafes and fastfood centers   | 90                             | 965,373   | 626,337                                | 21,930                           | 8,208   |
| 5522-5529            | Refreshment stands, kiosks, counters, day<br>and night clubs, bars and cocktail lounges<br>and other restaurants, cafes and fastfood<br>centers n.e.c   | 10                             | 60,978    | 28,590                                 | -                                | 154   |
|                      | Region XII - SOCCSKSARGEN   | 47                             | 331,070   | 185,077                                | 6,260                            | 4,002   |
| 551                  | Hotels, camping sites and other provisions<br>of short-stay accommodation   | 14                             | 71,710    | 30,256                                 | 3,960                            | 1,338   |
| 5521                 | Restaurants, cafes and fastfood centers   | 27                             | 243,292   | 146,235                                | -                                | 2,565   |
| 5522-5529            | Refreshment stands, kiosks, counters, day<br>and night clubs, bars and cocktail lounges<br>and other restaurants, cafes and fastfood<br>centers n.e.c   | 6                              | 16,068    | 8,586                                  | 2,300                            | 99  |
|                      | Region XIII - Caraga  | 22                             | 138,521   | 95,307                                 | 1,304                            | 4,423   |
| 551                  | Hotels, camping sites and other provisions<br>of short-stay accommodation   | 6                              | 52,624    | 34,341                                 | -                                | 1,774   |
| 5521                 | Restaurants, cafes and fastfood centers )   |                                |           |  |                                  |   |
| 5522-5529            | Refreshment stands, kiosks, counters, day<br>and night clubs, bars and cocktail lounges<br>and other restaurants, cafes and fastfood<br>centers n.e.c ) | 16                             | 85,897    | 60,966                                 | 1,304                            | 2,648   |

Table 5.1 Number of Establishments and Cost by Type for Hotel and Restaurant Establishments with Average Total Employment of 20 and Over by Region and Industry Class: Philippines, 2005 - (Continued)

(Value in thousand pesos. Details may not add up to total due to rounding)

| 1994<br>PSIC<br>Code | Region/<br>Industry Description | Number<br>of<br>Establishments | Total | Type of Cost                           |                                  |   |
|----------------------|---------------------------------|--------------------------------|-------|--|----------------------------------|---|
|                      |                                 |                                |       | Materials<br>and Supplies<br>Purchased | Goods<br>Purchased<br>for Resale | Fuels Purchased<br>to Run Motor<br>Vehicles, Machinery<br>and Other Equipment |
|                      |                                 |                                |       | (1)                                    | (2)                              | (3)   |

|      |  |   |        |       |    |     |
|------|--|---|--------|-------|----|-----|
|      | Autonomous Region in Muslim Mindanao                                     | 4 | 16,629 | 8,127 | 84 | 494 |
| 551  | Hotels, camping sites and other provisions of short-stay accommodation ) |   |        |       |    |     |
| 5521 | Restaurants, cafes and fastfood centers )                                | 4 | 16,629 | 8,127 | 84 | 494 |

| 1994<br>PSIC<br>Code | Region/<br>Industry Description | Type of Cost             |  |  |                      |                |
|----------------------|---------------------------------|--------------------------|--|--|----------------------|----------------|
|                      |                                 | Electricity<br>Purchased | Industrial<br>Services Done<br>by Others | Non-Industrial<br>Services Done<br>by Others | Interest<br>Expenses | Indirect Taxes |
|                      |                                 | (6)                      | (7)                                      | (8)  | (9)                  | (10)           |

|           |  |                  |                  |                   |                |                  |
|-----------|--|------------------|------------------|-------------------|----------------|------------------|
|           | <b>Philippines</b>   | <b>7,284,720</b> | <b>1,785,415</b> | <b>12,840,010</b> | <b>977,731</b> | <b>1,792,899</b> |
|           | National Capital Region  | 4,882,699        | 1,298,970        | 8,894,063         | 605,722        | 1,261,543        |
| 551       | Hotels, camping sites and other provisions of short-stay accommodation   | 2,459,960        | 755,554          | 3,244,440         | 523,876        | 575,031          |
| 5521      | Restaurants, cafes and fastfood centers  | 2,314,120        | 483,309          | 5,390,550         | 71,017         | 656,393          |
| 5522-5529 | Refreshment stands, kiosks, counters, day and night clubs, bars and cocktail lounges and other restaurants, cafes and fastfood centers n.e.c | 108,619          | 60,108           | 259,073           | 10,829         | 30,118           |
|           | Cordillera Administrative Region   | 39,806           | 5,971            | 260,475           | 19             | 19,981           |
| 551       | Hotels, camping sites and other provisions of short-stay accommodation   | 13,965           | 120              | 133,319           | -              | 5,806            |
| 5521      | Restaurants, cafes and fastfood centers  | 25,219           | 5,851            | 121,738           | 19             | 13,999           |
| 5522-5529 | Refreshment stands, kiosks, counters, day and night clubs, bars and cocktail lounges and other restaurants, cafes and fastfood centers n.e.c | 622              | -                | 5,418             | -              | 176              |
|           | Region I - Ilocos  | 145,114          | 36,685           | 218,127           | 6,793          | 20,984           |
| 551       | Hotels, camping sites and other provisions of short-stay accommodation   | 52,906           | 5,397            | 44,338            | 3,903          | 8,679            |
| 5521      | Restaurants, cafes and fastfood centers  | 88,991           | 31,288           | 168,672           | 2,890          | 11,654           |
| 5522-5529 | Refreshment stands, kiosks, counters, day and night clubs, bars and cocktail lounges and other restaurants, cafes and fastfood centers n.e.c | 3,216            | -                | 5,117             | -              | 651              |
|           | Region II - Cagayan Valley   | 31,823           | 5,724            | 22,148            | -              | 3,779            |
| 551       | Hotels, camping sites and other provisions of short-stay accommodation   | 2,137            | 408              | 3,506             | -              | 1,185            |
| 5521      | Restaurants, cafes and fastfood centers  | 29,686           | 5,315            | 18,642            | -              | 2,594            |

Table 5.1 Number of Establishments and Cost by Type for Hotel and Restaurant Establishments with Average Total Employment of 20 and Over by Region and Industry Class: Philippines, 2005 - (Continued)

(Value in thousand pesos. Details may not add up to total due to rounding)

| 1994<br>PSIC<br>Code | Region/<br>Industry Description  | Type of Cost             |  |  |                      |                |
|----------------------|--|--------------------------|--|--|----------------------|----------------|
|                      |  | Electricity<br>Purchased | Industrial<br>Services Done<br>by Others | Non-Industrial<br>Services Done<br>by Others | Interest<br>Expenses | Indirect Taxes |
|                      |  | (6)                      | (7)                                      | (8)  | (9)                  | (10)           |
|                      | Region III - Central Luzon   | 451,342                  | 66,823                                   | 685,811                                      | 40,033               | 75,763         |
| 551                  | Hotels, camping sites and other provisions of short-stay accommodation   | 108,713                  | 11,742                                   | 119,728                                      | 17,686               | 6,159          |
| 5521                 | Restaurants, cafes and fastfood centers  | 339,152                  | 53,864                                   | 560,938                                      | 22,347               | 66,970         |
| 5522-5529            | Refreshment stands, kiosks, counters, day and night clubs, bars and cocktail lounges and other restaurants, cafes and fastfood centers n.e.c | 3,477                    | 1,217                                    | 5,145  | -                    | 2,634          |
|                      | Region IV-A CALABARZON   | 598,453                  | 120,652                                  | 972,011                                      | 19,346               | 112,255        |
| 551                  | Hotels, camping sites and other provisions of short-stay accommodation   | 60,242                   | 9,763                                    | 90,484                                       | 10,791               | 10,685         |
| 5521                 | Restaurants, cafes and fastfood centers  | 505,529                  | 110,136                                  | 806,996                                      | 8,555                | 95,390         |
| 5522-5529            | Refreshment stands, kiosks, counters, day and night clubs, bars and cocktail lounges and other restaurants, cafes and fastfood centers n.e.c | 32,682                   | 753                                      | 74,531                                       | -                    | 6,180          |
|                      | Region IV-B MIMAROPA   | 52,583                   | 13,098                                   | 176,597                                      | 14,733               | 13,442         |
| 551                  | Hotels, camping sites and other provisions of short-stay accommodation   | 44,363                   | 12,774                                   | 154,067                                      | 14,724               | 11,202         |
| 5521                 | Restaurants, cafes and fastfood centers  | 8,220                    | 325                                      | 22,530                                       | 9                    | 2,240          |
|                      | Region V - Bicol   | 55,816                   | 13,155                                   | 72,170                                       | 3,650                | 16,496         |
| 551                  | Hotels, camping sites and other provisions of short-stay accommodation   | 17,152                   | 6,288                                    | 10,472                                       | 3,650                | 2,117          |
| 5521                 | Restaurants, cafes and fastfood centers  | 37,239                   | 6,320                                    | 57,831                                       | -                    | 14,140         |
| 5522-5529            | Refreshment stands, kiosks, counters, day and night clubs, bars and cocktail lounges and other restaurants, cafes and fastfood centers n.e.c | 1,424                    | 547                                      | 3,867  | -                    | 239            |
|                      | Region VI - Western Visayas  | 202,911                  | 37,947                                   | 262,925                                      | 40,861               | 35,050         |
| 551                  | Hotels, camping sites and other provisions of short-stay accommodation   | 95,738                   | 12,223                                   | 48,091                                       | 30,245               | 11,299         |
| 5521                 | Restaurants, cafes and fastfood centers  | 95,309                   | 23,503                                   | 198,559                                      | 10,616               | 20,395         |
| 5522-5529            | Refreshment stands, kiosks, counters, day and night clubs, bars and cocktail lounges and other restaurants, cafes and fastfood centers n.e.c | 11,864                   | 2,221                                    | 16,275                                       | -                    | 3,356          |
|                      | Region VII - Central Visayas   | 550,442                  | 109,650                                  | 831,696                                      | 209,689              | 167,976        |
| 551                  | Hotels, camping sites and other provisions of short-stay accommodation   | 418,897                  | 81,437                                   | 578,288                                      | 182,757              | 102,125        |
| 5521                 | Restaurants, cafes and fastfood centers  | 122,038                  | 26,650                                   | 220,937                                      | 26,932               | 63,848         |

Table 5.1 Number of Establishments and Cost by Type for Hotel and Restaurant Establishments with Average Total Employment of 20 and Over by Region and Industry Class: Philippines, 2005 - (Continued)

(Value in thousand pesos. Details may not add up to total due to rounding)

| 1994<br>PSIC<br>Code | Region/<br>Industry Description  | Type of Cost             |  |  |                      |                |
|----------------------|--|--------------------------|--|--|----------------------|----------------|
|                      |  | Electricity<br>Purchased | Industrial<br>Services Done<br>by Others | Non-Industrial<br>Services Done<br>by Others | Interest<br>Expenses | Indirect Taxes |
|                      |  | (6)                      | (7)                                      | (8)  | (9)                  | (10)           |
| 5522-5529            | Refreshment stands, kiosks, counters, day and night clubs, bars and cocktail lounges and other restaurants, cafes and fastfood centers n.e.c | 9,506                    | 1,563                                    | 32,471                                       | -                    | 2,003          |
|                      | Region VIII - Eastern Visayas  | 15,058                   | 4,650                                    | 27,061                                       | 80                   | 3,501          |
| 551                  | Hotels, camping sites and other provisions of short-stay accommodation   | 8,579                    | 1,880                                    | 7,058  | 80                   | 2,076          |
| 5521                 | Restaurants, cafes and fastfood centers  | 5,702                    | 2,738                                    | 17,651                                       | -                    | 1,141          |
| 5522-5529            | Refreshment stands, kiosks, counters, day and night clubs, bars and cocktail lounges and other restaurants, cafes and fastfood centers n.e.c | 777                      | 32                                       | 2,351  | -                    | 284            |
|                      | Region IX - Zamboanga Peninsula  | 23,683                   | 3,038                                    | 53,317                                       | 2,077                | 3,280          |
| 551                  | Hotels, camping sites and other provisions of short-stay accommodation   | 4,501                    | 283                                      | 7,990  | -                    | 769            |
| 5521                 | Restaurants, cafes and fastfood centers )  |                          |  |  |                      |                |
| 5522-5529            | Refreshment stands, kiosks, counters, day and night clubs, bars and cocktail lounges )   |                          |  |  |                      |                |
|                      | and other restaurants, cafes and fastfood centers n.e.c )  | 19,183                   | 2,754                                    | 45,328                                       | 2,077                | 2,511          |
|                      | Region X - Northern Mindanao   | 61,637                   | 14,150                                   | 93,485                                       | 14,162               | 20,723         |
| 551                  | Hotels, camping sites and other provisions of short-stay accommodation   | 15,893                   | 7,115                                    | 13,144                                       | 2,488                | 5,476          |
| 5521                 | Restaurants, cafes and fastfood centers  | 41,471                   | 5,969                                    | 73,830                                       | 11,673               | 15,229         |
| 5522-5529            | Refreshment stands, kiosks, counters, day and night clubs, bars and cocktail lounges and other restaurants, cafes and fastfood centers n.e.c | 4,273                    | 1,066                                    | 6,511  | -                    | 18             |
|                      | Region XI - Davao  | 135,091                  | 47,396                                   | 200,652                                      | 19,295               | 30,420         |
| 551                  | Hotels, camping sites and other provisions of short-stay accommodation   | 77,312                   | 32,358                                   | 43,057                                       | 18,365               | 18,354         |
| 5521                 | Restaurants, cafes and fastfood centers  | 55,298                   | 15,037                                   | 135,888                                      | 930                  | 11,473         |
| 5522-5529            | Refreshment stands, kiosks, counters, day and night clubs, bars and cocktail lounges and other restaurants, cafes and fastfood centers n.e.c | 2,480                    | -  | 21,707                                       | -                    | 593            |
|                      | Region XII - SOCCSKSARGEN  | 31,402                   | 5,940                                    | 42,931                                       | 984                  | 5,860          |
| 551                  | Hotels, camping sites and other provisions of short-stay accommodation   | 11,469                   | 3,877                                    | 7,038  | -                    | 2,032          |
| 5521                 | Restaurants, cafes and fastfood centers  | 18,446                   | 2,063                                    | 33,159                                       | 984                  | 3,260          |

Table 5.1 Number of Establishments and Cost by Type for Hotel and Restaurant Establishments with Average Total Employment of 20 and Over by Region and Industry Class: Philippines, 2005 - (Continued)

(Value in thousand pesos. Details may not add up to total due to rounding)

| 1994<br>PSIC<br>Code | Region/<br>Industry Description  | Type of Cost                     |   |  |                      |                  |
|----------------------|--|----------------------------------|---|--|----------------------|------------------|
|                      |  | Electricity<br>Purchased         | Industrial<br>Services Done<br>by Others    | Non-Industrial<br>Services Done<br>by Others | Interest<br>Expenses | Indirect Taxes   |
|                      |  | (6)                              | (7)   | (8)  | (9)                  | (10)             |
| 5522-5529            | Refreshment stands, kiosks, counters, day and night clubs, bars and cocktail lounges and other restaurants, cafes and fastfood centers n.e.c   | 1,487                            | -   | 2,734  | -                    | 568              |
|                      | Region XIII - Caraga   | 6,185                            | 1,566                                       | 21,310                                       | 80                   | 1,317            |
| 551                  | Hotels, camping sites and other provisions of short-stay accommodation   | 2,052                            | 1,181                                       | 10,863                                       | -                    | 364              |
| 5521                 | Restaurants, cafes and fastfood centers )  |                                  |   |  |                      |                  |
| 5522-5529            | Refreshment stands, kiosks, counters, day and night clubs, bars and cocktail lounges and other restaurants, cafes and fastfood centers n.e.c ) | 4,133                            | 385   | 10,447                                       | 80                   | 952              |
|                      | Autonomous Region in Muslim Mindanao   | 675                              | -   | 5,232  | 207                  | 531              |
| 551                  | Hotels, camping sites and other provisions of short-stay accommodation )   |                                  |   |  |                      |                  |
| 5521                 | Restaurants, cafes and fastfood centers )  | 675                              | -   | 5,232  | 207                  | 531              |
| 1994<br>PSIC<br>Code | Region/<br>Industry Description  | Type of Cost                     |   |  |                      |                  |
|                      |  | Computer<br>Software<br>Expenses | Research<br>and Experimental<br>Development | Bad and Doubtful<br>Debts                    | Depreciation         | Other Cost       |
|                      |  | (11)                             | (12)  | (13)   | (14)                 | (15)             |
|                      | <b>Philippines</b>   | <b>95,981</b>                    | <b>29,589</b>                               | <b>75,411</b>                                | <b>4,448,756</b>     | <b>3,181,748</b> |
|                      | National Capital Region  | 44,040                           | 27,807                                      | 17,489                                       | 2,834,203            | 1,877,147        |
| 551                  | Hotels, camping sites and other provisions of short-stay accommodation   | 39,344                           | 13,022                                      | 14,973                                       | 1,696,016            | 503,769          |
| 5521                 | Restaurants, cafes and fastfood centers  | 4,444                            | 14,785                                      | 2,515  | 1,105,378            | 1,354,829        |
| 5522-5529            | Refreshment stands, kiosks, counters, day and night clubs, bars and cocktail lounges and other restaurants, cafes and fastfood centers n.e.c   | 251                              | -   | -  | 32,809               | 18,549           |
|                      | Cordillera Administrative Region   | 1,475                            | -   | 735  | 45,735               | 49,087           |
| 551                  | Hotels, camping sites and other provisions of short-stay accommodation   | 419                              | -   | 600  | 29,872               | 15,430           |
| 5521                 | Restaurants, cafes and fastfood centers  | 1,056                            | -   | 135  | 15,175               | 33,657           |
| 5522-5529            | Refreshment stands, kiosks, counters, day and night clubs, bars and cocktail lounges and other restaurants, cafes and fastfood centers n.e.c   | -                                | -   | -  | 688                  | -                |

Table 5.1 Number of Establishments and Cost by Type for Hotel and Restaurant Establishments with Average Total Employment of 20 and Over by Region and Industry Class: Philippines, 2005 - (Continued)

(Value in thousand pesos. Details may not add up to total due to rounding)

| 1994<br>PSIC<br>Code | Region/<br>Industry Description   | Type of Cost                     |   |                           |              |            |
|----------------------|---|----------------------------------|---|---------------------------|--------------|------------|
|                      |   | Computer<br>Software<br>Expenses | Research<br>and Experimental<br>Development | Bad and Doubtful<br>Debts | Depreciation | Other Cost |
|                      |   | (11)                             | (12)  | (13)                      | (14)         | (15)       |
|                      | Region I - Ilocos   | 93                               | 13  | 202                       | 97,961       | 33,324     |
| 551                  | Hotels, camping sites and other provisions<br>of short-stay accommodation   | 19                               | -   | 202                       | 51,936       | 6,139      |
| 5521                 | Restaurants, cafes and fastfood centers   | 74                               | 13  | -                         | 45,145       | 27,185     |
| 5522-5529            | Refreshment stands, kiosks, counters, day<br>and night clubs, bars and cocktail lounges<br>and other restaurants, cafes and fastfood<br>centers n.e.c | -                                | -   | -                         | 880          | -          |
|                      | Region II - Cagayan Valley  | 100                              | -   | -                         | 31,651       | 13,967     |
| 551                  | Hotels, camping sites and other provisions<br>of short-stay accommodation   | -                                | -   | -                         | 5,009        | -          |
| 5521                 | Restaurants, cafes and fastfood centers   | 100                              | -   | -                         | 26,641       | 13,967     |
|                      | Region III - Central Luzon  | 5,322                            | 279   | 2,667                     | 271,510      | 251,289    |
| 551                  | Hotels, camping sites and other provisions<br>of short-stay accommodation   | 237                              | -   | 44                        | 127,435      | 2,208      |
| 5521                 | Restaurants, cafes and fastfood centers   | 5,086                            | 279   | 2,622                     | 139,690      | 249,081    |
| 5522-5529            | Refreshment stands, kiosks, counters, day<br>and night clubs, bars and cocktail lounges<br>and other restaurants, cafes and fastfood<br>centers n.e.c | -                                | -   | -                         | 4,386        | -          |
|                      | Region IV-A CALABARZON  | 4,519                            | 738   | 24,944                    | 279,276      | 543,044    |
| 551                  | Hotels, camping sites and other provisions<br>of short-stay accommodation   | 431                              | -   | 503                       | 24,436       | 13,663     |
| 5521                 | Restaurants, cafes and fastfood centers   | 3,991                            | 738   | 24,442                    | 234,857      | 498,730    |
| 5522-5529            | Refreshment stands, kiosks, counters, day<br>and night clubs, bars and cocktail lounges<br>and other restaurants, cafes and fastfood<br>centers n.e.c | 97                               | -   | -                         | 19,983       | 30,652     |
|                      | Region IV-B MIMAROPA  | 1,047                            | 75  | 1,830                     | 81,445       | 16,136     |
| 551                  | Hotels, camping sites and other provisions<br>of short-stay accommodation   | 1,012                            | 75  | 1,800                     | 78,643       | 6,255      |
| 5521                 | Restaurants, cafes and fastfood centers   | 35                               | -   | 30                        | 2,802        | 9,881      |
|                      | Region V - Bicol  | 21                               | -   | -                         | 21,090       | 15,337     |
| 551                  | Hotels, camping sites and other provisions<br>of short-stay accommodation   | -                                | -   | -                         | 3,935        | 724        |
| 5521                 | Restaurants, cafes and fastfood centers   | 21                               | -   | -                         | 16,481       | 10,461     |
| 5522-5529            | Refreshment stands, kiosks, counters, day<br>and night clubs, bars and cocktail lounges<br>and other restaurants, cafes and fastfood<br>centers n.e.c | -                                | -   | -                         | 674          | 4,153      |

Table 5.1 Number of Establishments and Cost by Type for Hotel and Restaurant Establishments with Average Total Employment of 20 and Over by Region and Industry Class: Philippines, 2005 - (Continued)

(Value in thousand pesos. Details may not add up to total due to rounding)

| 1994<br>PSIC<br>Code | Region/<br>Industry Description   | Type of Cost                     |   |                           |              |            |
|----------------------|---|----------------------------------|---|---------------------------|--------------|------------|
|                      |   | Computer<br>Software<br>Expenses | Research<br>and Experimental<br>Development | Bad and Doubtful<br>Debts | Depreciation | Other Cost |
|                      |   | (11)                             | (12)  | (13)                      | (14)         | (15)       |
|                      | Region VI - Western Visayas   | 959                              | 261   | 340                       | 114,432      | 66,826     |
| 551                  | Hotels, camping sites and other provisions<br>of short-stay accommodation   | 13                               | 261   | 164                       | 71,219       | 3,239      |
| 5521                 | Restaurants, cafes and fastfood centers   | 831                              | -   | -                         | 41,792       | 60,620     |
| 5522-5529            | Refreshment stands, kiosks, counters, day<br>and night clubs, bars and cocktail lounges<br>and other restaurants, cafes and fastfood<br>centers n.e.c         | 115                              | -   | 176                       | 1,420        | 2,967      |
|                      | Region VII - Central Visayas  | 34,410                           | 20  | 25,742                    | 445,234      | 178,419    |
| 551                  | Hotels, camping sites and other provisions<br>of short-stay accommodation   | 34,010                           | -   | 24,901                    | 363,821      | 76,478     |
| 5521                 | Restaurants, cafes and fastfood centers   | 280                              | 20  | 576                       | 77,824       | 95,703     |
| 5522-5529            | Refreshment stands, kiosks, counters, day<br>and night clubs, bars and cocktail lounges<br>and other restaurants, cafes and fastfood<br>centers n.e.c         | 120                              | -   | 265                       | 3,589        | 6,238      |
|                      | Region VIII - Eastern Visayas   | 505                              | -   | 8                         | 13,229       | 8,479      |
| 551                  | Hotels, camping sites and other provisions<br>of short-stay accommodation   | 505                              | -   | 8                         | 7,464        | 207        |
| 5521                 | Restaurants, cafes and fastfood centers   | -                                | -   | -                         | 5,376        | 8,272      |
| 5522-5529            | Refreshment stands, kiosks, counters, day<br>and night clubs, bars and cocktail lounges<br>and other restaurants, cafes and fastfood<br>centers n.e.c         | -                                | -   | -                         | 389          | -          |
|                      | Region IX - Zamboanga Peninsula   | 66                               | 157   | -                         | 14,170       | 18,843     |
| 551                  | Hotels, camping sites and other provisions<br>of short-stay accommodation   | -                                | -   | -                         | 3,021        | -          |
| 5521                 | Restaurants, cafes and fastfood centers )   |                                  |   |                           |              |            |
| 5522-5529            | Refreshment stands, kiosks, counters, day )<br>and night clubs, bars and cocktail lounges )<br>and other restaurants, cafes and fastfood )<br>centers n.e.c ) | 66                               | 157   | -                         | 11,149       | 18,843     |
|                      | Region X - Northern Mindanao  | 1,074                            | -   | -                         | 45,885       | 29,644     |
| 551                  | Hotels, camping sites and other provisions<br>of short-stay accommodation   | -                                | -   | -                         | 20,899       | 1,348      |
| 5521                 | Restaurants, cafes and fastfood centers   | 1,074                            | -   | -                         | 24,143       | 28,295     |
| 5522-5529            | Refreshment stands, kiosks, counters, day<br>and night clubs, bars and cocktail lounges<br>and other restaurants, cafes and fastfood<br>centers n.e.c         | -                                | -   | -                         | 843          | -          |

Table 5.1 Number of Establishments and Cost by Type for Hotel and Restaurant Establishments with Average Total Employment of 20 and Over by Region and Industry Class: Philippines, 2005 - (Concluded)

(Value in thousand pesos. Details may not add up to total due to rounding)

| 1994<br>PSIC<br>Code | Region/<br>Industry Description   | Type of Cost                     |   |                           |              |            |
|----------------------|---|----------------------------------|---|---------------------------|--------------|------------|
|                      |   | Computer<br>Software<br>Expenses | Research<br>and Experimental<br>Development | Bad and Doubtful<br>Debts | Depreciation | Other Cost |
|                      |   | (11)                             | (12)  | (13)                      | (14)         | (15)       |
|                      | Region XI - Davao   | 1,782                            | 2   | 80                        | 121,498      | 56,905     |
| 551                  | Hotels, camping sites and other provisions<br>of short-stay accommodation   | 1,782                            | -   | 80                        | 69,149       | 11,530     |
| 5521                 | Restaurants, cafes and fastfood centers   | -                                | 2   | -                         | 44,895       | 45,374     |
| 5522-5529            | Refreshment stands, kiosks, counters, day<br>and night clubs, bars and cocktail lounges<br>and other restaurants, cafes and fastfood<br>centers n.e.c         | -                                | -   | -                         | 7,454        | -          |
|                      | Region XII - SOCCSKSARGEN   | 532                              | 230   | 1,062                     | 26,041       | 20,748     |
| 551                  | Hotels, camping sites and other provisions<br>of short-stay accommodation   | -                                | -   | 771                       | 10,951       | 18         |
| 5521                 | Restaurants, cafes and fastfood centers   | 532                              | 230   | 291                       | 14,796       | 20,730     |
| 5522-5529            | Refreshment stands, kiosks, counters, day<br>and night clubs, bars and cocktail lounges<br>and other restaurants, cafes and fastfood<br>centers n.e.c         | -                                | -   | -                         | 294          | -          |
|                      | Region XIII - Caraga  | -                                | -   | -                         | 4,577        | 2,453      |
| 551                  | Hotels, camping sites and other provisions<br>of short-stay accommodation   | -                                | -   | -                         | 2,048        | -          |
| 5521                 | Restaurants, cafes and fastfood centers )   |                                  |   |                           |              |            |
| 5522-5529            | Refreshment stands, kiosks, counters, day )<br>and night clubs, bars and cocktail lounges )<br>and other restaurants, cafes and fastfood )<br>centers n.e.c ) | -                                | -   | -                         | 2,529        | 2,453      |
|                      | Autonomous Region in Muslim Mindanao  | 36                               | 8   | 313                       | 819          | 101        |
| 551                  | Hotels, camping sites and other provisions )<br>of short-stay accommodation )   |                                  |   |                           |              |            |
| 5521                 | Restaurants, cafes and fastfood centers )   | 36                               | 8   | 313                       | 819          | 101        |

) - Combined data



Table 5a Number of Establishments and Value of Industrial Services Done by Others for Hotel and Restaurant Establishments with Average Total Employment of 20 and Over by Industry Class: Philippines, 2005

(Value in thousand pesos. Details may not add up to total due to rounding)

| 1994<br>PSIC<br>Code | Industry Description   | Number<br>of<br>Establishments | Total            | Type of Industrial Services<br>Done by Others |                              |
|----------------------|--|--------------------------------|------------------|---|------------------------------|
|                      |  |                                |                  | Contract<br>and Commission<br>Work            | Other Industrial<br>Services |
|                      |  |                                |                  | (3)   | (4)                          |
| (1)                  | (2)  | (3)                            | (4)              |   |                              |
|                      | <b>Hotels and Restaurants</b>  | <b>3,614</b>                   | <b>1,785,415</b> | -   | <b>1,785,415</b>             |
| 551                  | Hotels, camping sites and other provisions of short-stay accommodation   | 519                            | 942,401          | -   | 942,401                      |
| 5521                 | Restaurants, cafes and fastfood centers  | 2,762                          | 775,473          | -   | 775,473                      |
| 5522-5529            | Refreshment stands, kiosks, counters, day and night clubs, bars and cocktail lounges and other restaurants, cafes and fastfood centers n.e.c | 333                            | 67,541           | -   | 67,541                       |

Table 5a.1 Number of Establishments and Value of Industrial Services Done by Others for Hotel and Restaurant Establishments with Average Total Employment of 20 and Over by Region and Industry Class: Philippines, 2005

(Value in thousand pesos. Details may not add up to total due to rounding)

| 1994<br>PSIC<br>Code | Region/<br>Industry Description  | Number<br>of<br>Establishments | Total            | Type of Industrial Services<br>Done by Others |                              |
|----------------------|--|--------------------------------|------------------|---|------------------------------|
|                      |  |                                |                  | Contract<br>and Commission<br>Work            | Other Industrial<br>Services |
|                      |  |                                |                  | (3)   | (4)                          |
| (1)                  | (2)  | (3)                            | (4)              |   |                              |
|                      | <b>Philippines</b>   | <b>3,614</b>                   | <b>1,785,415</b> | -   | <b>1,785,415</b>             |
|                      | National Capital Region  | 1,867                          | 1,298,970        | -   | 1,298,970                    |
| 551                  | Hotels, camping sites and other provisions of short-stay accommodation   | 180                            | 755,554          | -   | 755,554                      |
| 5521                 | Restaurants, cafes and fastfood centers  | 1,522                          | 483,309          | -   | 483,309                      |
| 5522-5529            | Refreshment stands, kiosks, counters, day and night clubs, bars and cocktail lounges and other restaurants, cafes and fastfood centers n.e.c | 165                            | 60,108           | -   | 60,108                       |
|                      | Cordillera Administrative Region   | 90                             | 5,971            | -   | 5,971                        |
| 551                  | Hotels, camping sites and other provisions of short-stay accommodation   | 11                             | 120              | -   | 120                          |
| 5521                 | Restaurants, cafes and fastfood centers  | 70                             | 5,851            | -   | 5,851                        |
| 5522-5529            | Refreshment stands, kiosks, counters, day and night clubs, bars and cocktail lounges and other restaurants, cafes and fastfood centers n.e.c | 9                              | -                | -   | -                            |
|                      | Region I - Ilocos  | 108                            | 36,685           | -   | 36,685                       |
| 551                  | Hotels, camping sites and other provisions of short-stay accommodation   | 23                             | 5,397            | -   | 5,397                        |
| 5521                 | Restaurants, cafes and fastfood centers  | 73                             | 31,288           | -   | 31,288                       |

Table 5a.1 Number of Establishments and Value of Industrial Services Done by Others for Hotel and Restaurant Establishments with Average Total Employment of 20 and Over by Region and Industry Class: Philippines, 2005 - (Continued)

(Value in thousand pesos. Details may not add up to total due to rounding)

| 1994<br>PSIC<br>Code | Region/<br>Industry Description  | Number<br>of<br>Establishments | Total   | Type of Industrial Services<br>Done by Others |                              |
|----------------------|--|--------------------------------|---------|---|------------------------------|
|                      |  |                                |         | Contract<br>and Commission<br>Work            | Other Industrial<br>Services |
|                      |  |                                |         | (3)   | (4)                          |
|                      |  | (1)                            | (2)     | (3)   | (4)                          |
| 5522-5529            | Refreshment stands, kiosks, counters, day and night clubs, bars and cocktail lounges and other restaurants, cafes and fastfood centers n.e.c | 12                             | -       | -   | -                            |
|                      | Region II - Cagayan Valley   | 23                             | 5,724   | -   | 5,724                        |
| 551                  | Hotels, camping sites and other provisions of short-stay accommodation   | 7                              | 408     | -   | 408                          |
| 5521                 | Restaurants, cafes and fastfood centers  | 16                             | 5,315   | -   | 5,315                        |
|                      | Region III - Central Luzon   | 305                            | 66,823  | -   | 66,823                       |
| 551                  | Hotels, camping sites and other provisions of short-stay accommodation   | 43                             | 11,742  | -   | 11,742                       |
| 5521                 | Restaurants, cafes and fastfood centers  | 240                            | 53,864  | -   | 53,864                       |
| 5522-5529            | Refreshment stands, kiosks, counters, day and night clubs, bars and cocktail lounges and other restaurants, cafes and fastfood centers n.e.c | 22                             | 1,217   | -   | 1,217                        |
|                      | Region IV-A CALABARZON   | 387                            | 120,652 | -   | 120,652                      |
| 551                  | Hotels, camping sites and other provisions of short-stay accommodation   | 38                             | 9,763   | -   | 9,763                        |
| 5521                 | Restaurants, cafes and fastfood centers  | 300                            | 110,136 | -   | 110,136                      |
| 5522-5529            | Refreshment stands, kiosks, counters, day and night clubs, bars and cocktail lounges and other restaurants, cafes and fastfood centers n.e.c | 49                             | 753     | -   | 753                          |
|                      | Region IV-B MIMAROPA   | 16                             | 13,098  | -   | 13,098                       |
| 551                  | Hotels, camping sites and other provisions of short-stay accommodation   | 9                              | 12,774  | -   | 12,774                       |
| 5521                 | Restaurants, cafes and fastfood centers  | 7                              | 325     | -   | 325                          |
|                      | Region V - Bicol   | 60                             | 13,155  | -   | 13,155                       |
| 551                  | Hotels, camping sites and other provisions of short-stay accommodation   | 12                             | 6,288   | -   | 6,288                        |
| 5521                 | Restaurants, cafes and fastfood centers  | 43                             | 6,320   | -   | 6,320                        |
| 5522-5529            | Refreshment stands, kiosks, counters, day and night clubs, bars and cocktail lounges and other restaurants, cafes and fastfood centers n.e.c | 5                              | 547     | -   | 547                          |
|                      | Region VI - Western Visayas  | 189                            | 37,947  | -   | 37,947                       |
| 551                  | Hotels, camping sites and other provisions of short-stay accommodation   | 49                             | 12,223  | -   | 12,223                       |
| 5521                 | Restaurants, cafes and fastfood centers  | 116                            | 23,503  | -   | 23,503                       |

Table 5a.1 Number of Establishments and Value of Industrial Services Done by Others for Hotel and Restaurant Establishments with Average Total Employment of 20 and Over by Region and Industry Class: Philippines, 2005 - (Continued)

(Value in thousand pesos. Details may not add up to total due to rounding)

| 1994<br>PSIC<br>Code | Region/<br>Industry Description   | Number<br>of<br>Establishments | Total   | Type of Industrial Services<br>Done by Others |                              |
|----------------------|---|--------------------------------|---------|---|------------------------------|
|                      |   |                                |         | Contract<br>and Commission<br>Work            | Other Industrial<br>Services |
|                      |   |                                |         | (1)   | (2)                          |
| 5522-5529            | Refreshment stands, kiosks, counters, day<br>and night clubs, bars and cocktail lounges<br>and other restaurants, cafes and fastfood<br>centers n.e.c | 24                             | 2,221   | -   | 2,221                        |
|                      | Region VII - Central Visayas  | 224                            | 109,650 | -   | 109,650                      |
| 551                  | Hotels, camping sites and other provisions<br>of short-stay accommodation   | 57                             | 81,437  | -   | 81,437                       |
| 5521                 | Restaurants, cafes and fastfood centers   | 147                            | 26,650  | -   | 26,650                       |
| 5522-5529            | Refreshment stands, kiosks, counters, day<br>and night clubs, bars and cocktail lounges<br>and other restaurants, cafes and fastfood<br>centers n.e.c | 20                             | 1,563   | -   | 1,563                        |
|                      | Region VIII - Eastern Visayas   | 25                             | 4,650   | -   | 4,650                        |
| 551                  | Hotels, camping sites and other provisions<br>of short-stay accommodation   | 7                              | 1,880   | -   | 1,880                        |
| 5521                 | Restaurants, cafes and fastfood centers   | 14                             | 2,738   | -   | 2,738                        |
| 5522-5529            | Refreshment stands, kiosks, counters, day<br>and night clubs, bars and cocktail lounges<br>and other restaurants, cafes and fastfood<br>centers n.e.c | 4                              | 32      | -   | 32                           |
|                      | Region IX - Zamboanga Peninsula   | 37                             | 3,038   | -   | 3,038                        |
| 551                  | Hotels, camping sites and other provisions<br>of short-stay accommodation   | 10                             | 283     | -   | 283                          |
| 5521                 | Restaurants, cafes and fastfood centers )   |                                |         |   |                              |
| 5522-5529            | Refreshment stands, kiosks, counters, day )   |                                |         |   |                              |
|                      | and night clubs, bars and cocktail lounges )  |                                |         |   |                              |
|                      | and other restaurants, cafes and fastfood )   |                                |         |   |                              |
|                      | centers n.e.c )   | 27                             | 2,754   | -   | 2,754                        |
|                      | Region X - Northern Mindanao  | 88                             | 14,150  | -   | 14,150                       |
| 551                  | Hotels, camping sites and other provisions<br>of short-stay accommodation   | 29                             | 7,115   | -   | 7,115                        |
| 5521                 | Restaurants, cafes and fastfood centers   | 55                             | 5,969   | -   | 5,969                        |
| 5522-5529            | Refreshment stands, kiosks, counters, day<br>and night clubs, bars and cocktail lounges<br>and other restaurants, cafes and fastfood<br>centers n.e.c | 4                              | 1,066   | -   | 1,066                        |
|                      | Region XI - Davao   | 122                            | 47,396  | -   | 47,396                       |
| 551                  | Hotels, camping sites and other provisions<br>of short-stay accommodation   | 22                             | 32,358  | -   | 32,358                       |
| 5521                 | Restaurants, cafes and fastfood centers   | 90                             | 15,037  | -   | 15,037                       |

Table 5a.1 Number of Establishments and Value of Industrial Services Done by Others for Hotel and Restaurant Establishments with Average Total Employment of 20 and Over by Region and Industry Class: Philippines, 2005 - (Concluded)

(Value in thousand pesos. Details may not add up to total due to rounding)

| 1994<br>PSIC<br>Code | Region/<br>Industry Description  | Number<br>of<br>Establishments | Total | Type of Industrial Services<br>Done by Others |                              |
|----------------------|--|--------------------------------|-------|---|------------------------------|
|                      |  |                                |       | Contract<br>and Commission<br>Work            | Other Industrial<br>Services |
|                      |  |                                |       | (3)   | (4)                          |
|                      |  | (1)                            | (2)   | (3)   | (4)                          |
| 5522-5529            | Refreshment stands, kiosks, counters, day and night clubs, bars and cocktail lounges and other restaurants, cafes and fastfood centers n.e.c   | 10                             | -     | -   | -                            |
|                      | Region XII - SOCCSKSARGEN  | 47                             | 5,940 | -   | 5,940                        |
| 551                  | Hotels, camping sites and other provisions of short-stay accommodation   | 14                             | 3,877 | -   | 3,877                        |
| 5521                 | Restaurants, cafes and fastfood centers  | 27                             | 2,063 | -   | 2,063                        |
| 5522-5529            | Refreshment stands, kiosks, counters, day and night clubs, bars and cocktail lounges and other restaurants, cafes and fastfood centers n.e.c   | 6                              | -     | -   | -                            |
|                      | Region XIII - Caraga   | 22                             | 1,566 | -   | 1,566                        |
| 551                  | Hotels, camping sites and other provisions of short-stay accommodation   | 6                              | 1,181 | -   | 1,181                        |
| 5521                 | Restaurants, cafes and fastfood centers )  |                                |       |   |                              |
| 5522-5529            | Refreshment stands, kiosks, counters, day and night clubs, bars and cocktail lounges and other restaurants, cafes and fastfood centers n.e.c ) | 16                             | 385   | -   | 385                          |
|                      | Autonomous Region in Muslim Mindanao )   | 4                              | -     | -   | -                            |
| 551                  | Hotels, camping sites and other provisions of short-stay accommodation )   |                                |       |   |                              |
| 5521                 | Restaurants, cafes and fastfood centers )  | 4                              | -     | -   | -                            |

) - Combined data

Table 5b Number of Establishments and Value of Non-Industrial Services Done by Others for Hotel and Restaurant Establishments with Average Total Employment of 20 and Over by Industry Class: Philippines, 2005

(Value in thousand pesos. Details may not add up to totals due to rounding.)

| 1994 PSIC Code | Industry Description   | Number of Establishments | Total             | Type of Non-Industrial Services Done by Others |  |                      |                               |
|----------------|--|--------------------------|-------------------|--|--|----------------------|-------------------------------|
|                |  |                          |                   | Rent Expense for Land                          | Rental Expense for Building and Structures | Other Rental Expense | Other Non-Industrial Services |
|                |  |                          |                   | (1)  | (2)  | (3)                  | (4)                           |
|                | <b>Hotels and Restaurants</b>  | <b>3,614</b>             | <b>12,840,010</b> | <b>1,151,380</b>                               | <b>4,414,257</b>                           | <b>367,930</b>       | <b>6,906,442</b>              |
| 551            | Hotels, camping sites and other provisions of short-stay accommodation   | 519                      | 4,520,956         | 692,912  | 411,390                                    | 43,664               | 3,372,991                     |
| 5521           | Restaurants, cafes and fastfood centers  | 2,762                    | 7,880,740         | 440,357  | 3,795,117                                  | 292,219              | 3,353,047                     |
| 5522-5529      | Refreshment stands, kiosks, counters, day and night clubs, bars and cocktail lounges and other restaurants, cafes and fastfood centers n.e.c | 333                      | 438,314           | 18,112   | 207,751                                    | 32,047               | 180,404                       |

Table 5b.1 Number of Establishments and Value of Non-Industrial Services Done by Others for Hotel and Restaurant Establishments with Average Total Employment of 20 and Over by Region and Industry Class: Philippines, 2005

(Value in thousand pesos. Details may not add up to total due to rounding)

| 1994 PSIC Code | Region/<br>Industry Description  | Number of Establishments | Total             | Type of Non-Industrial Services Done by Others |  |                      |                               |
|----------------|--|--------------------------|-------------------|--|--|----------------------|-------------------------------|
|                |  |                          |                   | Rent Expense for Land                          | Rental Expense for Building and Structures | Other Rental Expense | Other Non-Industrial Services |
|                |  |                          |                   | (1)  | (2)  | (3)                  | (4)                           |
|                | <b>Philippines</b>   | <b>3,614</b>             | <b>12,840,010</b> | <b>1,151,380</b>                               | <b>4,414,257</b>                           | <b>367,930</b>       | <b>6,906,442</b>              |
|                | National Capital Region  | 1,867                    | 8,894,063         | 825,450  | 3,240,488                                  | 182,688              | 4,645,437                     |
| 551            | Hotels, camping sites and other provisions of short-stay accommodation   | 180                      | 3,244,440         | 550,242  | 308,414                                    | 17,786               | 2,367,998                     |
| 5521           | Restaurants, cafes and fastfood centers  | 1,522                    | 5,390,550         | 263,323  | 2,797,026                                  | 151,430              | 2,178,770                     |
| 5522-5529      | Refreshment stands, kiosks, counters, day and night clubs, bars and cocktail lounges and other restaurants, cafes and fastfood centers n.e.c | 165                      | 259,073           | 11,885   | 135,047                                    | 13,472               | 98,668                        |
|                | Cordillera Administrative Region   | 90                       | 260,475           | 12,463   | 54,817                                     | 7,814                | 185,380                       |
| 551            | Hotels, camping sites and other provisions of short-stay accommodation   | 11                       | 133,319           | 2,020  | 2,771                                      | -                    | 128,527                       |
| 5521           | Restaurants, cafes and fastfood centers  | 70                       | 121,738           | 10,443   | 50,717                                     | 7,814                | 52,764                        |
| 5522-5529      | Refreshment stands, kiosks, counters, day and night clubs, bars and cocktail lounges and other restaurants, cafes and fastfood centers n.e.c | 9                        | 5,418             | -  | 1,328                                      | -                    | 4,090                         |
|                | Region I - Ilocos  | 108                      | 218,127           | 7,433  | 59,758                                     | 20,252               | 130,683                       |
| 551            | Hotels, camping sites and other provisions of short-stay accommodation   | 23                       | 44,338            | 306  | 3,579                                      | 800                  | 39,653                        |
| 5521           | Restaurants, cafes and fastfood centers  | 73                       | 168,672           | 6,887  | 55,844                                     | 19,092               | 86,850                        |

Table 5b.1 Number of Establishments and Value of Non-Industrial Services Done by Others for Hotel and Restaurant Establishments with Average Total Employment of 20 and Over by Region and Industry Class: Philippines, 2005 - (Continued)

(Value in thousand pesos. Details may not add up to total due to rounding)

| 1994<br>PSIC<br>Code | Region/<br>Industry Description  | Number<br>of<br>Establishments | Total   | Type of Non-Industrial Services Done by Others |  |                         |                                      |
|----------------------|--|--------------------------------|---------|--|--|-------------------------|--------------------------------------|
|                      |  |                                |         | Rent Expense<br>for Land                       | Rental Expense<br>for Building<br>and Structures | Other Rental<br>Expense | Other Non-<br>Industrial<br>Services |
|                      |  |                                |         | (1)  | (2)  | (3)                     | (4)                                  |
| 5522-5529            | Refreshment stands, kiosks, counters, day and night clubs, bars and cocktail lounges and other restaurants, cafes and fastfood centers n.e.c | 12                             | 5,117   | 240  | 336  | 360                     | 4,181                                |
|                      | Region II - Cagayan Valley   | 23                             | 22,148  | -  | 10,385   | 802                     | 10,961                               |
| 551                  | Hotels, camping sites and other provisions of short-stay accommodation   | 7                              | 3,506   | -  | -  | 654                     | 2,852                                |
| 5521                 | Restaurants, cafes and fastfood centers  | 16                             | 18,642  | -  | 10,385   | 148                     | 8,109                                |
|                      | Region III - Central Luzon   | 305                            | 685,811 | 54,663   | 235,626  | 49,682                  | 345,840                              |
| 551                  | Hotels, camping sites and other provisions of short-stay accommodation   | 43                             | 119,728 | 31,591   | 12,663   | 2,103                   | 73,371                               |
| 5521                 | Restaurants, cafes and fastfood centers  | 240                            | 560,938 | 23,072   | 220,098  | 47,579                  | 270,189                              |
| 5522-5529            | Refreshment stands, kiosks, counters, day and night clubs, bars and cocktail lounges and other restaurants, cafes and fastfood centers n.e.c | 22                             | 5,145   | -  | 2,865  | -                       | 2,280                                |
|                      | Region IV-A CALABARZON   | 387                            | 972,011 | 108,356  | 339,324  | 55,707                  | 468,624                              |
| 551                  | Hotels, camping sites and other provisions of short-stay accommodation   | 38                             | 90,484  | 688  | 32,711   | 76                      | 57,010                               |
| 5521                 | Restaurants, cafes and fastfood centers  | 300                            | 806,996 | 107,668  | 278,599  | 43,654                  | 377,075                              |
| 5522-5529            | Refreshment stands, kiosks, counters, day and night clubs, bars and cocktail lounges and other restaurants, cafes and fastfood centers n.e.c | 49                             | 74,531  | -  | 28,015   | 11,976                  | 34,540                               |
|                      | Region IV-B MIMAROPA   | 16                             | 176,597 | 16,932   | 364  | 15,923                  | 143,378                              |
| 551                  | Hotels, camping sites and other provisions of short-stay accommodation   | 9                              | 154,067 | 12,907   | -  | 15,870                  | 125,290                              |
| 5521                 | Restaurants, cafes and fastfood centers  | 7                              | 22,530  | 4,025  | 364  | 53                      | 18,088                               |
|                      | Region V - Bicol   | 60                             | 72,170  | 960  | 34,620   | 39                      | 36,551                               |
| 551                  | Hotels, camping sites and other provisions of short-stay accommodation   | 12                             | 10,472  | -  | -  | 39                      | 10,433                               |
| 5521                 | Restaurants, cafes and fastfood centers  | 43                             | 57,831  | 960  | 30,932   | -                       | 25,939                               |
| 5522-5529            | Refreshment stands, kiosks, counters, day and night clubs, bars and cocktail lounges and other restaurants, cafes and fastfood centers n.e.c | 5                              | 3,867   | -  | 3,688  | -                       | 179                                  |
|                      | Region VI - Western Visayas  | 189                            | 262,925 | 7,350  | 126,243  | 4,009                   | 125,323                              |
| 551                  | Hotels, camping sites and other provisions of short-stay accommodation   | 49                             | 48,091  | 5,743  | 1,472  | -                       | 40,876                               |
| 5521                 | Restaurants, cafes and fastfood centers  | 116                            | 198,559 | 1,607  | 115,061  | 3,615                   | 78,275                               |

Table 5b.1 Number of Establishments and Value of Non-Industrial Services Done by Others for Hotel and Restaurant Establishments with Average Total Employment of 20 and Over by Region and Industry Class: Philippines, 2005 - (Continued)

(Value in thousand pesos. Details may not add up to total due to rounding)

| 1994<br>PSIC<br>Code | Region/<br>Industry Description  | Number<br>of<br>Establishments | Total   | Type of Non-Industrial Services Done by Others |  |                         |                                      |
|----------------------|--|--------------------------------|---------|--|--|-------------------------|--------------------------------------|
|                      |  |                                |         | Rent Expense<br>for Land                       | Rental Expense<br>for Building<br>and Structures | Other Rental<br>Expense | Other Non-<br>Industrial<br>Services |
|                      |  |                                |         | (1)  | (2)  | (3)                     | (4)                                  |
| 5522-5529            | Refreshment stands, kiosks, counters, day and night clubs, bars and cocktail lounges and other restaurants, cafes and fastfood centers n.e.c | 24                             | 16,275  | -  | 9,709  | 394                     | 6,172                                |
|                      | Region VII - Central Visayas   | 224                            | 831,696 | 105,665  | 156,786  | 7,975                   | 561,270                              |
| 551                  | Hotels, camping sites and other provisions of short-stay accommodation   | 57                             | 578,288 | 82,214   | 44,675   | 4,715                   | 446,684                              |
| 5521                 | Restaurants, cafes and fastfood centers  | 147                            | 220,937 | 17,463   | 102,716  | 3,260                   | 97,498                               |
| 5522-5529            | Refreshment stands, kiosks, counters, day and night clubs, bars and cocktail lounges and other restaurants, cafes and fastfood centers n.e.c | 20                             | 32,471  | 5,987  | 9,395  | -                       | 17,089                               |
|                      | Region VIII - Eastern Visayas  | 25                             | 27,061  | -  | 10,207   | 1,365                   | 15,489                               |
| 551                  | Hotels, camping sites and other provisions of short-stay accommodation   | 7                              | 7,058   | -  | 2,400  | 4                       | 4,654                                |
| 5521                 | Restaurants, cafes and fastfood centers  | 14                             | 17,651  | -  | 5,787  | 1,361                   | 10,504                               |
| 5522-5529            | Refreshment stands, kiosks, counters, day and night clubs, bars and cocktail lounges and other restaurants, cafes and fastfood centers n.e.c | 4                              | 2,351   | -  | 2,020  | -                       | 331                                  |
|                      | Region IX - Zamboanga Peninsula  | 37                             | 53,317  | -  | 18,387   | -                       | 34,930                               |
| 551                  | Hotels, camping sites and other provisions of short-stay accommodation   | 10                             | 7,990   | -  | -  | -                       | 7,990                                |
| 5521                 | Restaurants, cafes and fastfood centers )  |                                |         |  |  |                         |                                      |
| 5522-5529            | Refreshment stands, kiosks, counters, day and night clubs, bars and cocktail lounges )   |                                |         |  |  |                         |                                      |
|                      | and other restaurants, cafes and fastfood )  |                                |         |  |  |                         |                                      |
|                      | centers n.e.c )  | 27                             | 45,328  | -  | 18,387   | -                       | 26,941                               |
|                      | Region X - Northern Mindanao   | 88                             | 93,485  | 600  | 37,680   | 13,153                  | 42,052                               |
| 551                  | Hotels, camping sites and other provisions of short-stay accommodation   | 29                             | 13,144  | -  | -  | 427                     | 12,717                               |
| 5521                 | Restaurants, cafes and fastfood centers  | 55                             | 73,830  | 600  | 37,680   | 6,954                   | 28,596                               |
| 5522-5529            | Refreshment stands, kiosks, counters, day and night clubs, bars and cocktail lounges and other restaurants, cafes and fastfood centers n.e.c | 4                              | 6,511   | -  | -  | 5,772                   | 739                                  |
|                      | Region XI - Davao  | 122                            | 200,652 | 9,708  | 72,316   | 2,873                   | 115,755                              |
| 551                  | Hotels, camping sites and other provisions of short-stay accommodation   | 22                             | 43,057  | 7,200  | 1,432  | 164                     | 34,260                               |
| 5521                 | Restaurants, cafes and fastfood centers  | 90                             | 135,888 | 2,507  | 59,172   | 2,636                   | 71,572                               |

Table 5b.1 Number of Establishments and Value of Non-Industrial Services Done by Others for Hotel and Restaurant Establishments with Average Total Employment of 20 and Over by Region and Industry Class: Philippines, 2005 - (Concluded)

(Value in thousands pesos. Details may not add up to total due to rounding)

| 1994<br>PSIC<br>Code | Region/<br>Industry Description   | Number<br>of<br>Establishments | Total  | Type of Non-Industrial Services Done by Others |  |                         |                                      |
|----------------------|---|--------------------------------|--------|--|--|-------------------------|--------------------------------------|
|                      |   |                                |        | Rent Expense<br>for Land                       | Rental Expense<br>for Building<br>and Structures | Other Rental<br>Expense | Other Non-<br>Industrial<br>Services |
|                      |   |                                |        | (1)  | (2)  | (3)                     | (4)                                  |
| 5522-5529            | Refreshment stands, kiosks, counters, day<br>and night clubs, bars and cocktail lounges<br>and other restaurants, cafes and fastfood<br>centers n.e.c         | 10                             | 21,707 | -  | 11,712   | 72                      | 9,923                                |
|                      | Region XII - SOCCSKSARGEN   | 47                             | 42,931 | 1,359  | 11,696   | 4,562                   | 25,314                               |
| 551                  | Hotels, camping sites and other provisions<br>of short-stay accommodation   | 14                             | 7,038  | -  | -  | 26                      | 7,012                                |
| 5521                 | Restaurants, cafes and fastfood centers   | 27                             | 33,159 | 1,359  | 9,464  | 4,536                   | 17,800                               |
| 5522-5529            | Refreshment stands, kiosks, counters, day<br>and night clubs, bars and cocktail lounges<br>and other restaurants, cafes and fastfood<br>centers n.e.c         | 6                              | 2,734  | -  | 2,232  | -                       | 502                                  |
|                      | Region XIII - Caraga  | 22                             | 21,310 | 442  | 5,440  | 87                      | 15,342                               |
| 551                  | Hotels, camping sites and other provisions<br>of short-stay accommodation   | 6                              | 10,863 | -  | 1,272  | -                       | 9,591                                |
| 5521                 | Restaurants, cafes and fastfood centers )   |                                |        |  |  |                         |                                      |
| 5522-5529            | Refreshment stands, kiosks, counters, day )<br>and night clubs, bars and cocktail lounges )<br>and other restaurants, cafes and fastfood )<br>centers n.e.c ) | 16                             | 10,447 | 442  | 4,167  | 87                      | 5,750                                |
|                      | Autonomous Region in Muslim Mindanao  | 4                              | 5,232  | -  | 120  | 1,000                   | 4,112                                |
| 551                  | Hotels, camping sites and other provisions )<br>of short-stay accommodation )   |                                |        |  |  |                         |                                      |
| 5521                 | Restaurants, cafes and fastfood centers )   | 4                              | 5,232  | -  | 120  | 1,000                   | 4,112                                |

) - Combined data



Table 6 Number of Establishments, Gross Additions to Fixed Assets, Capital Expenditures for Fixed Assets and Sale of Fixed Assets for Hotel and Restaurant Establishments with Average Total Employment of 20 and Over by Industry Class: Philippines, 2005

(Value in thousand pesos. Details may not add up to total due to rounding)

| 1994<br>PSIC<br>Code | Industry Description   | Number<br>of<br>Establishments | Gross Additions<br>to Fixed Assets | Total Capital<br>Expenditures<br>for Fixed Assets | Sale of Fixed<br>Assets |
|----------------------|--|--------------------------------|------------------------------------|---|-------------------------|
|                      |  | (1)                            | (2)                                | (3)   | (4)                     |
|                      | <b>Hotels and Restaurants</b>  | <b>3,614</b>                   | <b>3,983,975</b>                   | <b>4,986,757</b>                                  | <b>1,002,782</b>        |
| 551                  | Hotels, camping sites and other provisions of short-stay accommodation   | 519                            | 2,496,419                          | 3,485,447   | 989,028                 |
| 5521                 | Restaurants, cafes and fastfood centers  | 2,762                          | 1,457,158                          | 1,470,912   | 13,754                  |
| 5522-5529            | Refreshment stands, kiosks, counters, day and night clubs, bars and cocktail lounges and other restaurants, cafes and fastfood centers n.e.c | 333                            | 30,398                             | 30,398  | -                       |

Table 6.1 Number of Establishments, Gross Additions to Fixed Assets, Capital Expenditures for Fixed Assets and Sale of Fixed Assets for Hotel and Restaurant Establishments with Average Total Employment of 20 and Over by Region and Industry Class: Philippines, 2005

(Value in thousand pesos. Details may not add up to total due to rounding)

| 1994<br>PSIC<br>Code | Region/<br>Industry Description  | Number<br>of<br>Establishments | Gross Additions<br>to Fixed Assets | Total Capital<br>Expenditures<br>for Fixed Assets | Sale of Fixed<br>Assets |
|----------------------|--|--------------------------------|------------------------------------|---|-------------------------|
|                      |  | (1)                            | (2)                                | (3)   | (4)                     |
|                      | <b>Philippines</b>   | <b>3,614</b>                   | <b>3,983,975</b>                   | <b>4,986,757</b>                                  | <b>1,002,782</b>        |
|                      | National Capital Region  | 1,867                          | 2,331,329                          | 2,347,459   | 16,129                  |
| 551                  | Hotels, camping sites and other provisions of short-stay accommodation   | 180                            | 1,640,300                          | 1,650,176   | 9,875                   |
| 5521                 | Restaurants, cafes and fastfood centers  | 1,522                          | 667,934                            | 674,188   | 6,254                   |
| 5522-5529            | Refreshment stands, kiosks, counters, day and night clubs, bars and cocktail lounges and other restaurants, cafes and fastfood centers n.e.c | 165                            | 23,095                             | 23,095  | -                       |
|                      | Cordillera Administrative Region   | 90                             | 1,459                              | 1,459   | -                       |
| 551                  | Hotels, camping sites and other provisions of short-stay accommodation   | 11                             | -                                  | -   | -                       |
| 5521                 | Restaurants, cafes and fastfood centers  | 70                             | 1,459                              | 1,459   | -                       |
| 5522-5529            | Refreshment stands, kiosks, counters, day and night clubs, bars and cocktail lounges and other restaurants, cafes and fastfood centers n.e.c | 9                              | -                                  | -   | -                       |
|                      | Region I - Ilocos  | 108                            | 260,281                            | 260,281   | -                       |
| 551                  | Hotels, camping sites and other provisions of short-stay accommodation   | 23                             | 192,369                            | 192,369   | -                       |
| 5521                 | Restaurants, cafes and fastfood centers  | 73                             | 67,912                             | 67,912  | -                       |
| 5522-5529            | Refreshment stands, kiosks, counters, day and night clubs, bars and cocktail lounges and other restaurants, cafes and fastfood centers n.e.c | 12                             | -                                  | -   | -                       |

Table 6.1 Number of Establishments, Gross Additions to Fixed Assets, Capital Expenditures for Fixed Assets and Sale of Fixed Assets for Hotel and Restaurant Establishments with Average Total Employment of 20 and Over by Region and Industry Class: Philippines, 2005 - (Continued)

(Value in thousand pesos. Details may not add up to total due to rounding)

| 1994<br>PSIC<br>Code | Region/<br>Industry Description   | Number<br>of<br>Establishments | Gross Additions<br>to Fixed Assets | Total Capital<br>Expenditures<br>for Fixed Assets | Sale of Fixed<br>Assets |
|----------------------|---|--------------------------------|------------------------------------|---|-------------------------|
|                      |   | (1)                            | (2)                                | (3)   | (4)                     |
|                      | Region II - Cagayan Valley  | 23                             | 98,033                             | 98,033  | -                       |
| 551                  | Hotels, camping sites and other provisions<br>of short-stay accommodation   | 7                              | -                                  | -   | -                       |
| 5521                 | Restaurants, cafes and fastfood centers   | 16                             | 98,033                             | 98,033  | -                       |
|                      | Region III - Central Luzon  | 305                            | 209,245                            | 209,245   | -                       |
| 551                  | Hotels, camping sites and other provisions<br>of short-stay accommodation   | 43                             | 144,794                            | 144,794   | -                       |
| 5521                 | Restaurants, cafes and fastfood centers   | 240                            | 63,076                             | 63,076  | -                       |
| 5522-5529            | Refreshment stands, kiosks, counters, day<br>and night clubs, bars and cocktail lounges<br>and other restaurants, cafes and fastfood<br>centers n.e.c | 22                             | 1,375                              | 1,375   | -                       |
|                      | Region IV-A CALABARZON  | 387                            | 478,273                            | 478,273   | -                       |
| 551                  | Hotels, camping sites and other provisions<br>of short-stay accommodation   | 38                             | 19,201                             | 19,201  | -                       |
| 5521                 | Restaurants, cafes and fastfood centers   | 300                            | 458,922                            | 458,922   | -                       |
| 5522-5529            | Refreshment stands, kiosks, counters, day<br>and night clubs, bars and cocktail lounges<br>and other restaurants, cafes and fastfood<br>centers n.e.c | 49                             | 150                                | 150   | -                       |
|                      | Region IV-B MIMAROPA  | 16                             | 445,066                            | 445,135   | 69                      |
| 551                  | Hotels, camping sites and other provisions<br>of short-stay accommodation   | 9                              | 444,192                            | 444,262   | 69                      |
| 5521                 | Restaurants, cafes and fastfood centers   | 7                              | 874                                | 874   | -                       |
|                      | Region V - Bicol  | 60                             | 8,699                              | 8,699   | -                       |
| 551                  | Hotels, camping sites and other provisions<br>of short-stay accommodation   | 12                             | 388                                | 388   | -                       |
| 5521                 | Restaurants, cafes and fastfood centers   | 43                             | 8,312                              | 8,312   | -                       |
| 5522-5529            | Refreshment stands, kiosks, counters, day<br>and night clubs, bars and cocktail lounges<br>and other restaurants, cafes and fastfood<br>centers n.e.c | 5                              | -                                  | -   | -                       |
|                      | Region VI - Western Visayas   | 189                            | 86,434                             | 86,434  | -                       |
| 551                  | Hotels, camping sites and other provisions<br>of short-stay accommodation   | 49                             | 39,040                             | 39,040  | -                       |
| 5521                 | Restaurants, cafes and fastfood centers   | 116                            | 45,683                             | 45,683  | -                       |
| 5522-5529            | Refreshment stands, kiosks, counters, day<br>and night clubs, bars and cocktail lounges<br>and other restaurants, cafes and fastfood<br>centers n.e.c | 24                             | 1,711                              | 1,711   | -                       |
|                      | Region VII - Central Visayas  | 224                            | -104,348                           | 850,029   | 954,377                 |
| 551                  | Hotels, camping sites and other provisions<br>of short-stay accommodation   | 57                             | -126,715                           | 827,662   | 954,377                 |

Table 6.1 Number of Establishments, Gross Additions to Fixed Assets, Capital Expenditures for Fixed Assets and Sale of Fixed Assets for Hotel and Restaurant Establishments with Average Total Employment of 20 and Over by Region and Industry Class: Philippines, 2005 - (Continued)

(Value in thousand pesos. Details may not add up to total due to rounding)

| 1994<br>PSIC<br>Code | Region/<br>Industry Description   | Number<br>of<br>Establishments | Gross Additions<br>to Fixed Assets | Total Capital<br>Expenditures<br>for Fixed Assets | Sale of Fixed<br>Assets |
|----------------------|---|--------------------------------|------------------------------------|---|-------------------------|
|                      |   | (1)                            | (2)                                | (3)   | (4)                     |
| 5521                 | Restaurants, cafes and fastfood centers   | 147                            | 20,988                             | 20,988  | -                       |
| 5522-5529            | Refreshment stands, kiosks, counters, day<br>and night clubs, bars and cocktail lounges<br>and other restaurants, cafes and fastfood<br>centers n.e.c         | 20                             | 1,379                              | 1,379   | -                       |
|                      | Region VIII - Eastern Visayas   | 25                             | 34,666                             | 34,666  | -                       |
| 551                  | Hotels, camping sites and other provisions<br>of short-stay accommodation   | 7                              | 30,270                             | 30,270  | -                       |
| 5521                 | Restaurants, cafes and fastfood centers   | 14                             | 2,137                              | 2,137   | -                       |
| 5522-5529            | Refreshment stands, kiosks, counters, day<br>and night clubs, bars and cocktail lounges<br>and other restaurants, cafes and fastfood<br>centers n.e.c         | 4                              | 2,260                              | 2,260   | -                       |
|                      | Region IX - Zamboanga Peninsula   | 37                             | 25,488                             | 25,488  | -                       |
| 551                  | Hotels, camping sites and other provisions<br>of short-stay accommodation   | 10                             | 13,680                             | 13,680  | -                       |
| 5521                 | Restaurants, cafes and fastfood centers )   |                                |                                    |   |                         |
| 5522-5529            | Refreshment stands, kiosks, counters, day )<br>and night clubs, bars and cocktail lounges )<br>and other restaurants, cafes and fastfood )<br>centers n.e.c ) | 27                             | 11,808                             | 11,808  | -                       |
|                      | Region X - Northern Mindanao  | 88                             | 84,208                             | 91,708  | 7,500                   |
| 551                  | Hotels, camping sites and other provisions<br>of short-stay accommodation   | 29                             | 88,877                             | 88,877  | -                       |
| 5521                 | Restaurants, cafes and fastfood centers   | 55                             | -4,977                             | 2,523   | 7,500                   |
| 5522-5529            | Refreshment stands, kiosks, counters, day<br>and night clubs, bars and cocktail lounges<br>and other restaurants, cafes and fastfood<br>centers n.e.c         | 4                              | 308                                | 308   | -                       |
|                      | Region XI - Davao   | 122                            | 19,627                             | 44,333  | 24,706                  |
| 551                  | Hotels, camping sites and other provisions<br>of short-stay accommodation   | 22                             | 8,768                              | 33,474  | 24,706                  |
| 5521                 | Restaurants, cafes and fastfood centers   | 90                             | 10,859                             | 10,859  | -                       |
| 5522-5529            | Refreshment stands, kiosks, counters, day<br>and night clubs, bars and cocktail lounges<br>and other restaurants, cafes and fastfood<br>centers n.e.c         | 10                             | -                                  | -   | -                       |
|                      | Region XII - SOCCSKSARGEN   | 47                             | 2,725                              | 2,725   | -                       |
| 551                  | Hotels, camping sites and other provisions<br>of short-stay accommodation   | 14                             | 456                                | 456   | -                       |
| 5521                 | Restaurants, cafes and fastfood centers   | 27                             | 2,150                              | 2,150   | -                       |
| 5522-5529            | Refreshment stands, kiosks, counters, day<br>and night clubs, bars and cocktail lounges<br>and other restaurants, cafes and fastfood<br>centers n.e.c         | 6                              | 119                                | 119   | -                       |

Table 6.1 Number of Establishments, Gross Additions to Fixed Assets, Capital Expenditures for Fixed Assets and Sale of Fixed Assets for Hotel and Restaurant Establishments with Average Total Employment of 20 and Over by Region and Industry Class: Philippines, 2005 - (Concluded)

(Value in thousand pesos. Details may not add up to total due to rounding)

| 1994<br>PSIC<br>Code | Region/<br>Industry Description   | Number<br>of<br>Establishments | Gross Additions<br>to Fixed Assets | Total Capital<br>Expenditures<br>for Fixed Assets | Sale of Fixed<br>Assets |
|----------------------|---|--------------------------------|------------------------------------|---|-------------------------|
|                      |   | (1)                            | (2)                                | (3)   | (4)                     |
|                      | Region XIII - Caraga  | 22                             | 1,737                              | 1,737   | -                       |
| 551                  | Hotels, camping sites and other provisions<br>of short-stay accommodation   | 6                              | -                                  | -   | -                       |
| 5521                 | Restaurants, cafes and fastfood centers   | )                              | )                                  | )   | )                       |
| 5522-5529            | Refreshment stands, kiosks, counters, day<br>and night clubs, bars and cocktail lounges<br>and other restaurants, cafes and fastfood<br>centers n.e.c |                                |                                    |   |                         |
|                      |   |                                |                                    |   |                         |
|                      |   |                                |                                    |   |                         |
|                      | Autonomous Region in Muslim Mindanao  | 4                              | 1,053                              | 1,053   | -                       |
| 551                  | Hotels, camping sites and other provisions<br>of short-stay accommodation   | )                              | )                                  | )   | )                       |
| 5521                 | Restaurants, cafes and fastfood centers   |                                |                                    |   |                         |
|                      |   | 4                              | 1,053                              | 1,053   | -                       |

) - Combined data

Table 6a Number of Establishments and Sale of Fixed Assets by Type for Hotel and Restaurant Establishments  
with Average Total Employment of 20 and Over by Industry Class: Philippines, 2005

(Value in thousand pesos. Details may not add up to total due to rounding)

| 1994<br>PSIC<br>Code | Industry Description  | Number<br>of<br>Establishments | Total            | Type of Fixed Assets |  |                        |
|----------------------|---|--------------------------------|------------------|----------------------|--|------------------------|
|                      |   |                                |                  | Land                 | Buildings, Other<br>Structures<br>and Land<br>Improvements | Transport<br>Equipment |
|                      |   |                                |                  | (1)                  | (2)  | (3)                    |
|                      | <b>Hotels and Restaurants</b>   | <b>3,614</b>                   | <b>1,002,782</b> | <b>736,676</b>       | <b>10,971</b>  | <b>13,953</b>          |
| 551                  | Hotels, camping sites and other provisions<br>of short-stay accommodation   | 519                            | 989,028          | 736,676              | 246  | 13,850                 |
| 5521                 | Restaurants, cafes and fastfood centers   | 2,762                          | 13,754           | -                    | 10,725   | 103                    |
| 5522-5529            | Refreshment stands, kiosks, counters, day<br>and night clubs, bars and cocktail lounges<br>and other restaurants, cafes and fastfood<br>centers n.e.c | 333                            | -                | -                    | -  | -                      |

| 1994<br>PSIC<br>Code | Industry Description  | Type of Fixed Assets           |                                  |                                       |              |
|----------------------|---|--------------------------------|----------------------------------|---------------------------------------|--------------|
|                      |   | ICT Machinery<br>and Equipment | Other Machinery<br>and Equipment | Computer<br>Software<br>and Databases | Other Assets |
|                      |   | (6)                            | (7)                              | (8)                                   | (9)          |
|                      | <b>Hotels and Restaurants</b>   | <b>2,636</b>                   | <b>238,546</b>                   | <b>-</b>                              | <b>-</b>     |
| 551                  | Hotels, camping sites and other provisions<br>of short-stay accommodation   | 500                            | 237,756                          | -                                     | -            |
| 5521                 | Restaurants, cafes and fastfood centers   | 2,136                          | 790                              | -                                     | -            |
| 5522-5529            | Refreshment stands, kiosks, counters, day<br>and night clubs, bars and cocktail lounges<br>and other restaurants, cafes and fastfood<br>centers n.e.c | -                              | -                                | -                                     | -            |

Table 6a.1 Number of Establishments and Sale of Fixed Assets by Type for Hotel and Restaurant Establishments  
with Average Total Employment of 20 and Over by Region and Industry Class: Philippines, 2005

(Value in thousand pesos. Details may not add up to total due to rounding)

| 1994<br>PSIC<br>Code | Region/<br>Industry Description   | Number<br>of<br>Establishments | Total            | Type of Fixed Assets |  |                        |
|----------------------|---|--------------------------------|------------------|----------------------|--|------------------------|
|                      |   |                                |                  | Land                 | Buildings, Other<br>Structures<br>and Land<br>Improvements | Transport<br>Equipment |
|                      |   |                                |                  | (1)                  | (2)  | (3)                    |
|                      | <b>Philippines</b>  | <b>3,614</b>                   | <b>1,002,782</b> | <b>736,676</b>       | <b>10,971</b>  | <b>13,953</b>          |
|                      | National Capital Region   | 1,867                          | 16,129           | -                    | 3,402  | 1,862                  |
| 551                  | Hotels, camping sites and other provisions<br>of short-stay accommodation   | 180                            | 9,875            | -                    | 177  | 1,759                  |
| 5521                 | Restaurants, cafes and fastfood centers   | 1,522                          | 6,254            | -                    | 3,225  | 103                    |
| 5522-5529            | Refreshment stands, kiosks, counters, day<br>and night clubs, bars and cocktail lounges<br>and other restaurants, cafes and fastfood<br>centers n.e.c | 165                            | -                | -                    | -  | -                      |

Table 6a.1 Number of Establishments and Sale of Fixed Assets by Type for Hotel and Restaurant Establishments with Average Total Employment of 20 and Over by Region and Industry Class: Philippines, 2005 - (Continued)

(Value in thousand pesos. Details may not add up to total due to rounding)

| 1994<br>PSIC<br>Code | Region/<br>Industry Description   | Number<br>of<br>Establishments | Total | Type of Fixed Assets |  |                        |
|----------------------|---|--------------------------------|-------|----------------------|--|------------------------|
|                      |   |                                |       | Land                 | Buildings, Other<br>Structures<br>and Land<br>Improvements | Transport<br>Equipment |
|                      |   |                                |       |                      |  |                        |
|                      | Cordillera Administrative Region  | 90                             | -     | -                    | -  | -                      |
| 551                  | Hotels, camping sites and other provisions<br>of short-stay accommodation   | 11                             | -     | -                    | -  | -                      |
| 5521                 | Restaurants, cafes and fastfood centers   | 70                             | -     | -                    | -  | -                      |
| 5522-5529            | Refreshment stands, kiosks, counters, day<br>and night clubs, bars and cocktail lounges<br>and other restaurants, cafes and fastfood<br>centers n.e.c | 9                              | -     | -                    | -  | -                      |
|                      | Region I - Ilocos   | 108                            | -     | -                    | -  | -                      |
| 551                  | Hotels, camping sites and other provisions<br>of short-stay accommodation   | 23                             | -     | -                    | -  | -                      |
| 5521                 | Restaurants, cafes and fastfood centers   | 73                             | -     | -                    | -  | -                      |
| 5522-5529            | Refreshment stands, kiosks, counters, day<br>and night clubs, bars and cocktail lounges<br>and other restaurants, cafes and fastfood<br>centers n.e.c | 12                             | -     | -                    | -  | -                      |
|                      | Region II - Cagayan Valley  | 23                             | -     | -                    | -  | -                      |
| 551                  | Hotels, camping sites and other provisions<br>of short-stay accommodation   | 7                              | -     | -                    | -  | -                      |
| 5521                 | Restaurants, cafes and fastfood centers   | 16                             | -     | -                    | -  | -                      |
|                      | Region III - Central Luzon  | 305                            | -     | -                    | -  | -                      |
| 551                  | Hotels, camping sites and other provisions<br>of short-stay accommodation   | 43                             | -     | -                    | -  | -                      |
| 5521                 | Restaurants, cafes and fastfood centers   | 240                            | -     | -                    | -  | -                      |
| 5522-5529            | Refreshment stands, kiosks, counters, day<br>and night clubs, bars and cocktail lounges<br>and other restaurants, cafes and fastfood<br>centers n.e.c | 22                             | -     | -                    | -  | -                      |
|                      | Region IV-A CALABARZON  | 387                            | -     | -                    | -  | -                      |
| 551                  | Hotels, camping sites and other provisions<br>of short-stay accommodation   | 38                             | -     | -                    | -  | -                      |
| 5521                 | Restaurants, cafes and fastfood centers   | 300                            | -     | -                    | -  | -                      |
| 5522-5529            | Refreshment stands, kiosks, counters, day<br>and night clubs, bars and cocktail lounges<br>and other restaurants, cafes and fastfood<br>centers n.e.c | 49                             | -     | -                    | -  | -                      |
|                      | Region IV-B MIMAROPA  | 16                             | 69    | -                    | 69   | -                      |
| 551                  | Hotels, camping sites and other provisions<br>of short-stay accommodation   | 9                              | 69    | -                    | 69   | -                      |
| 5521                 | Restaurants, cafes and fastfood centers   | 7                              | -     | -                    | -  | -                      |

Table 6a.1 Number of Establishments and Sale of Fixed Assets by Type for Hotel and Restaurant Establishments with Average Total Employment of 20 and Over by Region and Industry Class: Philippines, 2005 - (Continued)

(Value in thousand pesos. Details may not add up to total due to rounding)

| 1994<br>PSIC<br>Code | Region/<br>Industry Description   | Number<br>of<br>Establishments | Total   | Type of Fixed Assets |  |                        |
|----------------------|---|--------------------------------|---------|----------------------|--|------------------------|
|                      |   |                                |         | Land                 | Buildings, Other<br>Structures<br>and Land<br>Improvements | Transport<br>Equipment |
|                      |   |                                |         | (1)                  | (2)  | (3)                    |
|                      | Region V - Bicol  | 60                             | -       | -                    | -  | -                      |
| 551                  | Hotels, camping sites and other provisions<br>of short-stay accommodation   | 12                             | -       | -                    | -  | -                      |
| 5521                 | Restaurants, cafes and fastfood centers   | 43                             | -       | -                    | -  | -                      |
| 5522-5529            | Refreshment stands, kiosks, counters, day<br>and night clubs, bars and cocktail lounges<br>and other restaurants, cafes and fastfood<br>centers n.e.c | 5                              | -       | -                    | -  | -                      |
|                      | Region VI - Western Visayas   | 189                            | -       | -                    | -  | -                      |
| 551                  | Hotels, camping sites and other provisions<br>of short-stay accommodation   | 49                             | -       | -                    | -  | -                      |
| 5521                 | Restaurants, cafes and fastfood centers   | 116                            | -       | -                    | -  | -                      |
| 5522-5529            | Refreshment stands, kiosks, counters, day<br>and night clubs, bars and cocktail lounges<br>and other restaurants, cafes and fastfood<br>centers n.e.c | 24                             | -       | -                    | -  | -                      |
|                      | Region VII - Central Visayas  | 224                            | 954,377 | 713,661              | -  | 10,400                 |
| 551                  | Hotels, camping sites and other provisions<br>of short-stay accommodation   | 57                             | 954,377 | 713,661              | -  | 10,400                 |
| 5521                 | Restaurants, cafes and fastfood centers   | 147                            | -       | -                    | -  | -                      |
| 5522-5529            | Refreshment stands, kiosks, counters, day<br>and night clubs, bars and cocktail lounges<br>and other restaurants, cafes and fastfood<br>centers n.e.c | 20                             | -       | -                    | -  | -                      |
|                      | Region VIII - Eastern Visayas   | 25                             | -       | -                    | -  | -                      |
| 551                  | Hotels, camping sites and other provisions<br>of short-stay accommodation   | 7                              | -       | -                    | -  | -                      |
| 5521                 | Restaurants, cafes and fastfood centers   | 14                             | -       | -                    | -  | -                      |
| 5522-5529            | Refreshment stands, kiosks, counters, day<br>and night clubs, bars and cocktail lounges<br>and other restaurants, cafes and fastfood<br>centers n.e.c | 4                              | -       | -                    | -  | -                      |
|                      | Region IX - Zamboanga Peninsula   | 37                             | -       | -                    | -  | -                      |
| 551                  | Hotels, camping sites and other provisions<br>of short-stay accommodation   | 10                             | -       | -                    | -  | -                      |
| 5521                 | Restaurants, cafes and fastfood centers )   |                                |         |                      |  |                        |
| 5522-5529            | Refreshment stands, kiosks, counters, day )   |                                |         |                      |  |                        |
|                      | and night clubs, bars and cocktail lounges )  |                                |         |                      |  |                        |
|                      | and other restaurants, cafes and fastfood )   |                                |         |                      |  |                        |
|                      | centers n.e.c )   | 27                             | -       | -                    | -  | -                      |

Table 6a.1 Number of Establishments and Sale of Fixed Assets by Type for Hotel and Restaurant Establishments with Average Total Employment of 20 and Over by Region and Industry Class: Philippines, 2005 - (Continued)

(Value in thousand pesos. Details may not add up to total due to rounding)

| 1994<br>PSIC<br>Code | Region/<br>Industry Description   | Number<br>of<br>Establishments | Total  | Type of Fixed Assets |  |                        |
|----------------------|---|--------------------------------|--------|----------------------|--|------------------------|
|                      |   |                                |        | Land                 | Buildings, Other<br>Structures<br>and Land<br>Improvements | Transport<br>Equipment |
|                      |   |                                |        | (1)                  | (2)  | (3)                    |
|                      | Region X - Northern Mindanao  | 88                             | 7,500  | -                    | 7,500  | -                      |
| 551                  | Hotels, camping sites and other provisions<br>of short-stay accommodation   | 29                             | -      | -                    | -  | -                      |
| 5521                 | Restaurants, cafes and fastfood centers   | 55                             | 7,500  | -                    | 7,500  | -                      |
| 5522-5529            | Refreshment stands, kiosks, counters, day<br>and night clubs, bars and cocktail lounges<br>and other restaurants, cafes and fastfood<br>centers n.e.c         | 4                              | -      | -                    | -  | -                      |
|                      | Region XI - Davao   | 122                            | 24,706 | 23,015               | -  | 1,691                  |
| 551                  | Hotels, camping sites and other provisions<br>of short-stay accommodation   | 22                             | 24,706 | 23,015               | -  | 1,691                  |
| 5521                 | Restaurants, cafes and fastfood centers   | 90                             | -      | -                    | -  | -                      |
| 5522-5529            | Refreshment stands, kiosks, counters, day<br>and night clubs, bars and cocktail lounges<br>and other restaurants, cafes and fastfood<br>centers n.e.c         | 10                             | -      | -                    | -  | -                      |
|                      | Region XII - SOCCSKSARGEN   | 47                             | -      | -                    | -  | -                      |
| 551                  | Hotels, camping sites and other provisions<br>of short-stay accommodation   | 14                             | -      | -                    | -  | -                      |
| 5521                 | Restaurants, cafes and fastfood centers   | 27                             | -      | -                    | -  | -                      |
| 5522-5529            | Refreshment stands, kiosks, counters, day<br>and night clubs, bars and cocktail lounges<br>and other restaurants, cafes and fastfood<br>centers n.e.c         | 6                              | -      | -                    | -  | -                      |
|                      | Region XIII - Caraga  | 22                             | -      | -                    | -  | -                      |
| 551                  | Hotels, camping sites and other provisions<br>of short-stay accommodation   | 6                              | -      | -                    | -  | -                      |
| 5521                 | Restaurants, cafes and fastfood centers )   |                                |        |                      |  |                        |
| 5522-5529            | Refreshment stands, kiosks, counters, day )<br>and night clubs, bars and cocktail lounges )<br>and other restaurants, cafes and fastfood )<br>centers n.e.c ) | 16                             | -      | -                    | -  | -                      |
|                      | Autonomous Region in Muslim Mindanao  | 4                              | -      | -                    | -  | -                      |
| 551                  | Hotels, camping sites and other provisions )<br>of short-stay accommodation )   |                                |        |                      |  |                        |
| 5521                 | Restaurants, cafes and fastfood centers )   | 4                              | -      | -                    | -  | -                      |



Table 6a.1 Number of Establishments and Sale of Fixed Assets by Type for Hotel and Restaurant Establishments with Average Total Employment of 20 and Over by Region and Industry Class: Philippines, 2005 - (Continued)

(Value in thousand pesos. Details may not add up to total due to rounding)

| 1994<br>PSIC<br>Code | Region/<br>Industry Description   | Type of Fixed Assets           |                                  |                                    |              |
|----------------------|---|--------------------------------|----------------------------------|------------------------------------|--------------|
|                      |   | ICT Machinery<br>and Equipment | Other Machinery<br>and Equipment | Computer Software<br>and Databases | Other Assets |
|                      |   | (6)                            | (7)                              | (8)                                | (9)          |
|                      | <b>Philippines</b>  | <b>2,636</b>                   | <b>238,546</b>                   | -                                  | -            |
|                      | National Capital Region   | 2,636                          | 8,230                            |                                    |              |
| 551                  | Hotels, camping sites and other provisions<br>of short-stay accommodation   | 500                            | 7439                             | -                                  | -            |
| 5521                 | Restaurants, cafes and fastfood centers   | 2136                           | 790                              | -                                  | -            |
| 5522-5529            | Refreshment stands, kiosks, counters, day<br>and night clubs, bars and cocktail lounges<br>and other restaurants, cafes and fastfood<br>centers n.e.c | -                              | -                                | -                                  | -            |
|                      | Cordillera Administrative Region  | -                              | -                                | -                                  | -            |
| 551                  | Hotels, camping sites and other provisions<br>of short-stay accommodation   | -                              | -                                | -                                  | -            |
| 5521                 | Restaurants, cafes and fastfood centers   | -                              | -                                | -                                  | -            |
| 5522-5529            | Refreshment stands, kiosks, counters, day<br>and night clubs, bars and cocktail lounges<br>and other restaurants, cafes and fastfood<br>centers n.e.c | -                              | -                                | -                                  | -            |
|                      | Region I - Ilocos   | -                              | -                                | -                                  | -            |
| 551                  | Hotels, camping sites and other provisions<br>of short-stay accommodation   | -                              | -                                | -                                  | -            |
| 5521                 | Restaurants, cafes and fastfood centers   | -                              | -                                | -                                  | -            |
| 5522-5529            | Refreshment stands, kiosks, counters, day<br>and night clubs, bars and cocktail lounges<br>and other restaurants, cafes and fastfood<br>centers n.e.c | -                              | -                                | -                                  | -            |
|                      | Region II - Cagayan Valley  | -                              | -                                | -                                  | -            |
| 551                  | Hotels, camping sites and other provisions<br>of short-stay accommodation   | -                              | -                                | -                                  | -            |
| 5521                 | Restaurants, cafes and fastfood centers   | -                              | -                                | -                                  | -            |
|                      | Region III - Central Luzon  | -                              | -                                | -                                  | -            |
| 551                  | Hotels, camping sites and other provisions<br>of short-stay accommodation   | -                              | -                                | -                                  | -            |
| 5521                 | Restaurants, cafes and fastfood centers   | -                              | -                                | -                                  | -            |
| 5522-5529            | Refreshment stands, kiosks, counters, day<br>and night clubs, bars and cocktail lounges<br>and other restaurants, cafes and fastfood<br>centers n.e.c | -                              | -                                | -                                  | -            |
|                      | Region IV-A CALABARZON  | -                              | -                                | -                                  | -            |
| 551                  | Hotels, camping sites and other provisions<br>of short-stay accommodation   | -                              | -                                | -                                  | -            |

Table 6a.1 Number of Establishments and Sale of Fixed Assets by Type for Hotel and Restaurant Establishments with Average Total Employment of 20 and Over by Region and Industry Class: Philippines, 2005 - (Continued)

(Value in thousand pesos. Details may not add up to total due to rounding)

| 1994<br>PSIC<br>Code | Region/<br>Industry Description   | Type of Fixed Assets           |                                  |                                    |              |
|----------------------|---|--------------------------------|----------------------------------|------------------------------------|--------------|
|                      |   | ICT Machinery<br>and Equipment | Other Machinery<br>and Equipment | Computer Software<br>and Databases | Other Assets |
|                      |   | (6)                            | (7)                              | (8)                                | (9)          |
| 5521                 | Restaurants, cafes and fastfood centers   | -                              | -                                | -                                  | -            |
| 5522-5529            | Refreshment stands, kiosks, counters, day<br>and night clubs, bars and cocktail lounges<br>and other restaurants, cafes and fastfood<br>centers n.e.c | -                              | -                                | -                                  | -            |
|                      | Region IV-B MIMAROPA  | -                              | -                                | -                                  | -            |
| 551                  | Hotels, camping sites and other provisions<br>of short-stay accommodation   | -                              | -                                | -                                  | -            |
| 5521                 | Restaurants, cafes and fastfood centers   | -                              | -                                | -                                  | -            |
|                      | Region V - Bicol  | -                              | -                                | -                                  | -            |
| 551                  | Hotels, camping sites and other provisions<br>of short-stay accommodation   | -                              | -                                | -                                  | -            |
| 5521                 | Restaurants, cafes and fastfood centers   | -                              | -                                | -                                  | -            |
| 5522-5529            | Refreshment stands, kiosks, counters, day<br>and night clubs, bars and cocktail lounges<br>and other restaurants, cafes and fastfood<br>centers n.e.c | -                              | -                                | -                                  | -            |
|                      | Region VI - Western Visayas   | -                              | -                                | -                                  | -            |
| 551                  | Hotels, camping sites and other provisions<br>of short-stay accommodation   | -                              | -                                | -                                  | -            |
| 5521                 | Restaurants, cafes and fastfood centers   | -                              | -                                | -                                  | -            |
| 5522-5529            | Refreshment stands, kiosks, counters, day<br>and night clubs, bars and cocktail lounges<br>and other restaurants, cafes and fastfood<br>centers n.e.c | -                              | -                                | -                                  | -            |
|                      | Region VII - Central Visayas  | -                              | 230,317                          | -                                  | -            |
| 551                  | Hotels, camping sites and other provisions<br>of short-stay accommodation   | -                              | 230,317                          | -                                  | -            |
| 5521                 | Restaurants, cafes and fastfood centers   | -                              | -                                | -                                  | -            |
| 5522-5529            | Refreshment stands, kiosks, counters, day<br>and night clubs, bars and cocktail lounges<br>and other restaurants, cafes and fastfood<br>centers n.e.c | -                              | -                                | -                                  | -            |
|                      | Region VIII - Eastern Visayas   | -                              | -                                | -                                  | -            |
| 551                  | Hotels, camping sites and other provisions<br>of short-stay accommodation   | -                              | -                                | -                                  | -            |
| 5521                 | Restaurants, cafes and fastfood centers   | -                              | -                                | -                                  | -            |
| 5522-5529            | Refreshment stands, kiosks, counters, day<br>and night clubs, bars and cocktail lounges<br>and other restaurants, cafes and fastfood<br>centers n.e.c | -                              | -                                | -                                  | -            |

Table 6a.1 Number of Establishments and Sale of Fixed Assets by Type for Hotel and Restaurant Establishments with Average Total Employment of 20 and Over by Region and Industry Class: Philippines, 2005 - (Continued)

(Value in thousand pesos. Details may not add up to total due to rounding)

| 1994<br>PSIC<br>Code | Region/<br>Industry Description   | Type of Fixed Assets           |                                  |                                    |              |
|----------------------|---|--------------------------------|----------------------------------|------------------------------------|--------------|
|                      |   | ICT Machinery<br>and Equipment | Other Machinery<br>and Equipment | Computer Software<br>and Databases | Other Assets |
|                      |   | (6)                            | (7)                              | (8)                                | (9)          |
|                      | Region IX - Zamboanga Peninsula   | -                              | -                                | -                                  | -            |
| 551                  | Hotels, camping sites and other provisions<br>of short-stay accommodation   | -                              | -                                | -                                  | -            |
| 5521                 | Restaurants, cafes and fastfood centers )   | -                              | -                                | -                                  | -            |
| 5522-5529            | Refreshment stands, kiosks, counters, day<br>and night clubs, bars and cocktail lounges )<br>and other restaurants, cafes and fastfood<br>centers n.e.c ) | -                              | -                                | -                                  | -            |
|                      | Region X - Northern Mindanao  | -                              | -                                | -                                  | -            |
| 551                  | Hotels, camping sites and other provisions<br>of short-stay accommodation   | -                              | -                                | -                                  | -            |
| 5521                 | Restaurants, cafes and fastfood centers   | -                              | -                                | -                                  | -            |
| 5522-5529            | Refreshment stands, kiosks, counters, day<br>and night clubs, bars and cocktail lounges<br>and other restaurants, cafes and fastfood<br>centers n.e.c     | -                              | -                                | -                                  | -            |
|                      | Region XI - Davao   | -                              | -                                | -                                  | -            |
| 551                  | Hotels, camping sites and other provisions<br>of short-stay accommodation   | -                              | -                                | -                                  | -            |
| 5521                 | Restaurants, cafes and fastfood centers   | -                              | -                                | -                                  | -            |
| 5522-5529            | Refreshment stands, kiosks, counters, day<br>and night clubs, bars and cocktail lounges<br>and other restaurants, cafes and fastfood<br>centers n.e.c     | -                              | -                                | -                                  | -            |
|                      | Region XII - SOCCSKSARGEN   | -                              | -                                | -                                  | -            |
| 551                  | Hotels, camping sites and other provisions<br>of short-stay accommodation   | -                              | -                                | -                                  | -            |
| 5521                 | Restaurants, cafes and fastfood centers   | -                              | -                                | -                                  | -            |
| 5522-5529            | Refreshment stands, kiosks, counters, day<br>and night clubs, bars and cocktail lounges<br>and other restaurants, cafes and fastfood<br>centers n.e.c     | -                              | -                                | -                                  | -            |
|                      | Region XIII - Caraga  | -                              | -                                | -                                  | -            |
| 551                  | Hotels, camping sites and other provisions<br>of short-stay accommodation   | -                              | -                                | -                                  | -            |
| 5521                 | Restaurants, cafes and fastfood centers )   | -                              | -                                | -                                  | -            |
| 5522-5529            | Refreshment stands, kiosks, counters, day<br>and night clubs, bars and cocktail lounges )<br>and other restaurants, cafes and fastfood<br>centers n.e.c ) | -                              | -                                | -                                  | -            |

Table 6a.1 Number of Establishments and Sale of Fixed Assets by Type for Hotel and Restaurant Establishments with Average Total Employment of 20 and Over by Region and Industry Class: Philippines, 2005 - (Concluded)

(Value in thousand pesos. Details may not add up to total due to rounding)

| 1994<br>PSIC<br>Code | Region/<br>Industry Description   | Type of Fixed Assets           |                                  |                                    |              |
|----------------------|---|--------------------------------|----------------------------------|------------------------------------|--------------|
|                      |   | ICT Machinery<br>and Equipment | Other Machinery<br>and Equipment | Computer Software<br>and Databases | Other Assets |
|                      |   | (6)                            | (7)                              | (8)                                | (9)          |
|                      | Autonomous Region in Muslim Mindanao                                      | -                              | -                                | -                                  | -            |
| 551                  | Hotels, camping sites and other provisions<br>of short-stay accommodation | )                              | )                                | )                                  | )            |
| 5521                 | Restaurants, cafes and fastfood centers                                   | )                              | )                                | )                                  | )            |

) - Combined data

Table 7 Number of Establishments and Capital Expenditures by Type of Fixed Assets for Hotel and Restaurant Establishments with Average Total Employment of 20 and Over by Industry Class: Philippines, 2005

(Value in thousand pesos. Details may not add up to total due to rounding)

| 1994<br>PSIC<br>Code | Industry Description   | Number<br>of<br>Establishments | Total            | Capital Expenditures by Type of Fixed Assets |  |                        |
|----------------------|--|--------------------------------|------------------|--|--|------------------------|
|                      |  |                                |                  | Land   | Buildings, Other<br>Structures<br>and Land<br>Improvements | Transport<br>Equipment |
|                      |  |                                |                  | (3)  | (4)  | (5)                    |
|                      | <b>Hotels and Restaurants</b>  | <b>3,614</b>                   | <b>4,986,757</b> | <b>174,454</b>                               | <b>2,437,313</b>   | <b>153,073</b>         |
| 551                  | Hotels, camping sites and other provisions of short-stay accommodation   | 519                            | 3,485,447        | 174,454                                      | 1,670,042  | 89,356                 |
| 5521                 | Restaurants, cafes and fastfood centers  | 2,762                          | 1,470,912        | -  | 753,280  | 63,017                 |
| 5522-5529            | Refreshment stands, kiosks, counters, day and night clubs, bars and cocktail lounges and other restaurants, cafes and fastfood centers n.e.c | 333                            | 30,398           | -  | 13,991   | 700                    |

| 1994<br>PSIC<br>Code | Industry Description   | Capital Expenditures by Type of Fixed Assets |                                  |                                       |              |
|----------------------|--|--|----------------------------------|---------------------------------------|--------------|
|                      |  | ICT Machinery<br>and Equipment               | Other Machinery<br>and Equipment | Computer<br>Software and<br>Databases | Other Assets |
|                      |  | (6)  | (7)                              | (8)                                   | (9)          |
|                      | <b>Hotels and Restaurants</b>  | <b>232,425</b>                               | <b>1,941,052</b>                 | <b>46,641</b>                         | <b>1,799</b> |
| 551                  | Hotels, camping sites and other provisions of short-stay accommodation   | 139,916                                      | 1,376,739                        | 34,318                                | 622          |
| 5521                 | Restaurants, cafes and fastfood centers  | 90,826                                       | 551,617                          | 10,995                                | 1,178        |
| 5522-5529            | Refreshment stands, kiosks, counters, day and night clubs, bars and cocktail lounges and other restaurants, cafes and fastfood centers n.e.c | 1,682  | 12,696                           | 1,329                                 | -            |

Table 7.1 Number of Establishments and Capital Expenditures by Type of Fixed Assets for Hotel and Restaurant Establishments with Average Total Employment of 20 and Over by Region and Industry Class: Philippines, 2005

(Value in thousand pesos. Details may not add up to total due to rounding)

| 1994<br>PSIC<br>Code | Region/<br>Industry Description  | Number<br>of<br>Establishments | Total            | Capital Expenditures by Type of Fixed Assets |  |                        |
|----------------------|--|--------------------------------|------------------|--|--|------------------------|
|                      |  |                                |                  | Land   | Buildings, Other<br>Structures<br>and Land<br>Improvements | Transport<br>Equipment |
|                      |  |                                |                  | (3)  | (4)  | (5)                    |
|                      | <b>Philippines</b>   | <b>3,614</b>                   | <b>4,986,757</b> | <b>174,454</b>                               | <b>2,437,313</b>   | <b>153,073</b>         |
|                      | National Capital Region  | 1,867                          | 2,347,459        | 86,364                                       | 756,057  | 60,100                 |
| 551                  | Hotels, camping sites and other provisions of short-stay accommodation   | 180                            | 1,650,176        | 86,364                                       | 490,198  | 7,899                  |
| 5521                 | Restaurants, cafes and fastfood centers  | 1,522                          | 674,188          | -  | 254,744  | 52,201                 |
| 5522-5529            | Refreshment stands, kiosks, counters, day and night clubs, bars and cocktail lounges and other restaurants, cafes and fastfood centers n.e.c | 165                            | 23,095           | -  | 11,116   | -                      |

Table 7.1 Number of Establishments and Capital Expenditures by Type of Fixed Assets for Hotel and Restaurant Establishments with Average Total Employment of 20 and Over by Region and Industry Class: Philippines, 2005 - (Continued)

(Value in thousand pesos. Details may not add up to total due to rounding)

| 1994<br>PSIC<br>Code | Region/<br>Industry Description   | Number<br>of<br>Establishments | Total   | Capital Expenditures by Type of Fixed Assets |  |                        |
|----------------------|---|--------------------------------|---------|--|--|------------------------|
|                      |   |                                |         | Land   | Buildings, Other<br>Structures<br>and Land<br>Improvements | Transport<br>Equipment |
|                      |   |                                |         | (1)  | (2)  | (3)                    |
|                      | Cordillera Administrative Region  | 90                             | 1,459   | -  | 377  | -                      |
| 551                  | Hotels, camping sites and other provisions<br>of short-stay accommodation   | 11                             | -       | -  | -  | -                      |
| 5521                 | Restaurants, cafes and fastfood centers   | 70                             | 1,459   | -  | 377  | -                      |
| 5522-5529            | Refreshment stands, kiosks, counters, day<br>and night clubs, bars and cocktail lounges<br>and other restaurants, cafes and fastfood<br>centers n.e.c | 9                              | -       | -  | -  | -                      |
|                      | Region I - Ilocos   | 108                            | 260,281 | 8,361  | 210,745  | 4,117                  |
| 551                  | Hotels, camping sites and other provisions<br>of short-stay accommodation   | 23                             | 192,369 | 8,361  | 165,289  | 3,748                  |
| 5521                 | Restaurants, cafes and fastfood centers   | 73                             | 67,912  | -  | 45,456   | 370                    |
| 5522-5529            | Refreshment stands, kiosks, counters, day<br>and night clubs, bars and cocktail lounges<br>and other restaurants, cafes and fastfood<br>centers n.e.c | 12                             | -       | -  | -  | -                      |
|                      | Region II - Cagayan Valley  | 23                             | 98,033  | -  | 39,731   | -                      |
| 551                  | Hotels, camping sites and other provisions<br>of short-stay accommodation   | 7                              | -       | -  | -  | -                      |
| 5521                 | Restaurants, cafes and fastfood centers   | 16                             | 98,033  | -  | 39,731   | -                      |
|                      | Region III - Central Luzon  | 305                            | 209,245 | 14,038                                       | 132,492  | 11,927                 |
| 551                  | Hotels, camping sites and other provisions<br>of short-stay accommodation   | 43                             | 144,794 | 14,038                                       | 104,289  | 10,065                 |
| 5521                 | Restaurants, cafes and fastfood centers   | 240                            | 63,076  | -  | 26,828   | 1,862                  |
| 5522-5529            | Refreshment stands, kiosks, counters, day<br>and night clubs, bars and cocktail lounges<br>and other restaurants, cafes and fastfood<br>centers n.e.c | 22                             | 1,375   | -  | 1,375  | -                      |
|                      | Region IV-A CALABARZON  | 387                            | 478,273 | -  | 371,629  | 2,574                  |
| 551                  | Hotels, camping sites and other provisions<br>of short-stay accommodation   | 38                             | 19,201  | -  | 17,793   | -                      |
| 5521                 | Restaurants, cafes and fastfood centers   | 300                            | 458,922 | -  | 353,836  | 2,574                  |
| 5522-5529            | Refreshment stands, kiosks, counters, day<br>and night clubs, bars and cocktail lounges<br>and other restaurants, cafes and fastfood<br>centers n.e.c | 49                             | 150     | -  | -  | -                      |
|                      | Region IV-B MIMAROPA  | 16                             | 445,135 | 52,425                                       | 188,224  | 35,247                 |
| 551                  | Hotels, camping sites and other provisions<br>of short-stay accommodation   | 9                              | 444,262 | 52,425                                       | 188,224  | 35,247                 |
| 5521                 | Restaurants, cafes and fastfood centers   | 7                              | 874     | -  | -  | -                      |

Table 7.1 Number of Establishments and Capital Expenditures by Type of Fixed Assets for Hotel and Restaurant Establishments with Average Total Employment of 20 and Over by Region and Industry Class: Philippines, 2005 - (Continued)

(Value in thousand pesos. Details may not add up to total due to rounding)

| 1994<br>PSIC<br>Code | Region/<br>Industry Description  | Number<br>of<br>Establishments | Total   | Capital Expenditures by Type of Fixed Assets |  |                        |
|----------------------|--|--------------------------------|---------|--|--|------------------------|
|                      |  |                                |         | Land   | Buildings, Other<br>Structures<br>and Land<br>Improvements | Transport<br>Equipment |
|                      |  |                                |         | (3)  | (4)  | (5)                    |
|                      |  | (1)                            | (2)     | (3)  | (4)  | (5)                    |
|                      | Region V - Bicol   | 60                             | 8,699   | -  | 3,387  | -                      |
| 551                  | Hotels, camping sites and other provisions of short-stay accommodation   | 12                             | 388     | -  | 89   | -                      |
| 5521                 | Restaurants, cafes and fastfood centers  | 43                             | 8,312   | -  | 3,297  | -                      |
| 5522-5529            | Refreshment stands, kiosks, counters, day and night clubs, bars and cocktail lounges and other restaurants, cafes and fastfood centers n.e.c | 5                              | -       | -  | -  | -                      |
|                      | Region VI - Western Visayas  | 189                            | 86,434  | -  | 21,291   | 8,324                  |
| 551                  | Hotels, camping sites and other provisions of short-stay accommodation   | 49                             | 39,040  | -  | 1,966  | 3,276                  |
| 5521                 | Restaurants, cafes and fastfood centers  | 116                            | 45,683  | -  | 19,325   | 5,049                  |
| 5522-5529            | Refreshment stands, kiosks, counters, day and night clubs, bars and cocktail lounges and other restaurants, cafes and fastfood centers n.e.c | 24                             | 1,711   | -  | -  | -                      |
|                      | Region VII - Central Visayas   | 224                            | 850,029 | 10,951                                       | 589,672  | 28,254                 |
| 551                  | Hotels, camping sites and other provisions of short-stay accommodation   | 57                             | 827,662 | 10,951                                       | 583,193  | 27,991                 |
| 5521                 | Restaurants, cafes and fastfood centers  | 147                            | 20,988  | -  | 6,480  | 263                    |
| 5522-5529            | Refreshment stands, kiosks, counters, day and night clubs, bars and cocktail lounges and other restaurants, cafes and fastfood centers n.e.c | 20                             | 1,379   | -  | -  | -                      |
|                      | Region VIII - Eastern Visayas  | 25                             | 34,666  | -  | 30,619   | 775                    |
| 551                  | Hotels, camping sites and other provisions of short-stay accommodation   | 7                              | 30,270  | -  | 29,119   | 75                     |
| 5521                 | Restaurants, cafes and fastfood centers  | 14                             | 2,137   | -  | -  | -                      |
| 5522-5529            | Refreshment stands, kiosks, counters, day and night clubs, bars and cocktail lounges and other restaurants, cafes and fastfood centers n.e.c | 4                              | 2,260   | -  | 1,500  | 700                    |
|                      | Region IX - Zamboanga Peninsula  | 37                             | 25,488  | -  | 13,500   | -                      |
| 551                  | Hotels, camping sites and other provisions of short-stay accommodation   | 10                             | 13,680  | -  | 13,500   | -                      |
| 5521                 | Restaurants, cafes and fastfood centers )  |                                |         |  |  |                        |
| 5522-5529            | Refreshment stands, kiosks, counters, day and night clubs, bars and cocktail lounges )   |                                |         |  |  |                        |
|                      | and other restaurants, cafes and fastfood centers n.e.c )  |                                |         |  |  |                        |
|                      |  | 27                             | 11,808  | -  | -  | -                      |

Table 7.1 Number of Establishments and Capital Expenditures by Type of Fixed Assets for Hotel and Restaurant Establishments with Average Total Employment of 20 and Over by Region and Industry Class: Philippines, 2005 - (Continued)

(Value in thousand pesos. Details may not add up to total due to rounding)

| 1994<br>PSIC<br>Code | Region/<br>Industry Description  | Number<br>of<br>Establishments | Total  | Capital Expenditures by Type of Fixed Assets |  |                        |
|----------------------|--|--------------------------------|--------|--|--|------------------------|
|                      |  |                                |        | Land   | Buildings, Other<br>Structures<br>and Land<br>Improvements | Transport<br>Equipment |
|                      |  |                                |        | (3)  | (4)  | (5)                    |
|                      |  | (1)                            | (2)    | (3)  | (4)  | (5)                    |
|                      | Region X - Northern Mindanao   | 88                             | 91,708 | 2,316  | 67,760   | -                      |
| 551                  | Hotels, camping sites and other provisions of short-stay accommodation   | 29                             | 88,877 | 2,316  | 67,760   | -                      |
| 5521                 | Restaurants, cafes and fastfood centers  | 55                             | 2,523  | -  | -  | -                      |
| 5522-5529            | Refreshment stands, kiosks, counters, day and night clubs, bars and cocktail lounges and other restaurants, cafes and fastfood centers n.e.c | 4                              | 308    | -  | -  | -                      |
|                      | Region XI - Davao  | 122                            | 44,333 | -  | 10,279   | 907                    |
| 551                  | Hotels, camping sites and other provisions of short-stay accommodation   | 22                             | 33,474 | -  | 7,823  | 907                    |
| 5521                 | Restaurants, cafes and fastfood centers  | 90                             | 10,859 | -  | 2,456  | -                      |
| 5522-5529            | Refreshment stands, kiosks, counters, day and night clubs, bars and cocktail lounges and other restaurants, cafes and fastfood centers n.e.c | 10                             | -      | -  | -  | -                      |
|                      | Region XII - SOCCSKSARGEN  | 47                             | 2,725  | -  | 408  | 149                    |
| 551                  | Hotels, camping sites and other provisions of short-stay accommodation   | 14                             | 456    | -  | -  | 149                    |
| 5521                 | Restaurants, cafes and fastfood centers  | 27                             | 2,150  | -  | 408  | -                      |
| 5522-5529            | Refreshment stands, kiosks, counters, day and night clubs, bars and cocktail lounges and other restaurants, cafes and fastfood centers n.e.c | 6                              | 119    | -  | -  | -                      |
|                      | Region XIII - Caraga   | 22                             | 1,737  | -  | 161  | 658                    |
| 551                  | Hotels, camping sites and other provisions of short-stay accommodation   | 6                              | -      | -  | -  | -                      |
| 5521                 | Restaurants, cafes and fastfood centers )  |                                |        |  |  |                        |
| 5522-5529            | Refreshment stands, kiosks, counters, day and night clubs, bars and cocktail lounges )   |                                |        |  |  |                        |
|                      | and other restaurants, cafes and fastfood centers n.e.c )  | 16                             | 1,737  | -  | 161  | 658                    |
|                      | Autonomous Region in Muslim Mindanao   | 4                              | 1,053  | -  | 980  | 40                     |
| 551                  | Hotels, camping sites and other provisions of short-stay accommodation )   |                                |        |  |  |                        |
| 5521                 | Restaurants, cafes and fastfood centers )  | 4                              | 1,053  | -  | 980  | 40                     |



Table 7.1 Number of Establishments and Capital Expenditures by Type of Fixed Assets for Hotel and Restaurant Establishments with Average Total Employment of 20 and Over by Region and Industry Class: Philippines, 2005 - (Continued)

(Value in thousand pesos. Details may not add up to total due to rounding)

| 1994<br>PSIC<br>Code | Region/<br>Industry Description   | Capital Expenditures by Type of Fixed Assets |                                  |                                    |              |
|----------------------|---|--|----------------------------------|------------------------------------|--------------|
|                      |   | ICT Machinery<br>and Equipment               | Other Machinery<br>and Equipment | Computer Software<br>and Databases | Other Assets |
|                      |   | (6)  | (7)                              | (8)                                | (9)          |
|                      | Philippines   | 232,425                                      | 1,941,052                        | 46,641                             | 1,799        |
|                      | National Capital Region   | 118,853                                      | 1,287,224                        | 38,272                             | 589          |
| 551                  | Hotels, camping sites and other provisions<br>of short-stay accommodation   | 79,440                                       | 953,630                          | 32,646                             | -            |
| 5521                 | Restaurants, cafes and fastfood centers   | 38,039                                       | 322,990                          | 5,626                              | 589          |
| 5522-5529            | Refreshment stands, kiosks, counters, day<br>and night clubs, bars and cocktail lounges<br>and other restaurants, cafes and fastfood<br>centers n.e.c | 1,374  | 10,605                           | -                                  | -            |
|                      | Cordillera Administrative Region  | 50   | 1,032                            | -                                  | -            |
| 551                  | Hotels, camping sites and other provisions<br>of short-stay accommodation   | -  | -                                | -                                  | -            |
| 5521                 | Restaurants, cafes and fastfood centers   | 50   | 1,032                            | -                                  | -            |
| 5522-5529            | Refreshment stands, kiosks, counters, day<br>and night clubs, bars and cocktail lounges<br>and other restaurants, cafes and fastfood<br>centers n.e.c | -  | -                                | -                                  | -            |
|                      | Region I - Ilocos   | 18,783                                       | 18,142                           | 133                                | -            |
| 551                  | Hotels, camping sites and other provisions<br>of short-stay accommodation   | 7,505  | 7,334                            | 133                                | -            |
| 5521                 | Restaurants, cafes and fastfood centers   | 11,278                                       | 10,808                           | -                                  | -            |
| 5522-5529            | Refreshment stands, kiosks, counters, day<br>and night clubs, bars and cocktail lounges<br>and other restaurants, cafes and fastfood<br>centers n.e.c | -  | -                                | -                                  | -            |
|                      | Region II - Cagayan Valley  | 418  | 55,295                           | 2,000                              | 588          |
| 551                  | Hotels, camping sites and other provisions<br>of short-stay accommodation   | -  | -                                | -                                  | -            |
| 5521                 | Restaurants, cafes and fastfood centers   | 418  | 55,295                           | 2,000                              | 588          |
|                      | Region III - Central Luzon  | 8,942  | 41,264                           | 582                                | -            |
| 551                  | Hotels, camping sites and other provisions<br>of short-stay accommodation   | 2,740  | 13,629                           | 33                                 | -            |
| 5521                 | Restaurants, cafes and fastfood centers   | 6,202  | 27,635                           | 549                                | -            |
| 5522-5529            | Refreshment stands, kiosks, counters, day<br>and night clubs, bars and cocktail lounges<br>and other restaurants, cafes and fastfood<br>centers n.e.c | -  | -                                | -                                  | -            |
|                      | Region IV-A CALABARZON  | 24,276                                       | 78,549                           | 1,244                              | -            |
| 551                  | Hotels, camping sites and other provisions<br>of short-stay accommodation   | 1,080  | 240                              | 88                                 | -            |
| 5521                 | Restaurants, cafes and fastfood centers   | 23,195                                       | 78,160                           | 1,156                              | -            |

Table 7.1 Number of Establishments and Capital Expenditures by Type of Fixed Assets for Hotel and Restaurant Establishments with Average Total Employment of 20 and Over by Region and Industry Class: Philippines, 2005 - (Continued)

(Value in thousand pesos. Details may not add up to total due to rounding)

| 1994<br>PSIC<br>Code | Region/<br>Industry Description  | Capital Expenditures by Type of Fixed Assets |                                  |                                    |              |
|----------------------|--|--|----------------------------------|------------------------------------|--------------|
|                      |  | ICT Machinery<br>and Equipment               | Other Machinery<br>and Equipment | Computer Software<br>and Databases | Other Assets |
|                      |  | (6)  | (7)                              | (8)                                | (9)          |
| 5522-5529            | Refreshment stands, kiosks, counters, day and night clubs, bars and cocktail lounges and other restaurants, cafes and fastfood centers n.e.c | -  | 150                              | -                                  | -            |
|                      | Region IV-B MIMAROPA   | -  | 168,832                          | 407                                | -            |
| 551                  | Hotels, camping sites and other provisions of short-stay accommodation   | -  | 168,366                          | -                                  | -            |
| 5521                 | Restaurants, cafes and fastfood centers  | -  | 466                              | 407                                | -            |
|                      | Region V - Bicol   | -  | 4,432                            | 880                                | -            |
| 551                  | Hotels, camping sites and other provisions of short-stay accommodation   | -  | 298                              | -                                  | -            |
| 5521                 | Restaurants, cafes and fastfood centers  | -  | 4,134                            | 880                                | -            |
| 5522-5529            | Refreshment stands, kiosks, counters, day and night clubs, bars and cocktail lounges and other restaurants, cafes and fastfood centers n.e.c | -  | -                                | -                                  | -            |
|                      | Region VI - Western Visayas  | 2,011  | 53,372                           | 1,437                              | -            |
| 551                  | Hotels, camping sites and other provisions of short-stay accommodation   | 1,440  | 32,359                           | -                                  | -            |
| 5521                 | Restaurants, cafes and fastfood centers  | 571  | 20,630                           | 108                                | -            |
| 5522-5529            | Refreshment stands, kiosks, counters, day and night clubs, bars and cocktail lounges and other restaurants, cafes and fastfood centers n.e.c | -  | 383                              | 1,329                              | -            |
|                      | Region VII - Central Visayas   | 46,574                                       | 173,766                          | 190                                | 622          |
| 551                  | Hotels, camping sites and other provisions of short-stay accommodation   | 46,467                                       | 158,439                          | -                                  | 622          |
| 5521                 | Restaurants, cafes and fastfood centers  | 107  | 13,948                           | 190                                | -            |
| 5522-5529            | Refreshment stands, kiosks, counters, day and night clubs, bars and cocktail lounges and other restaurants, cafes and fastfood centers n.e.c | -  | 1,379                            | -                                  | -            |
|                      | Region VIII - Eastern Visayas  | 991  | 2,151                            | 130                                | -            |
| 551                  | Hotels, camping sites and other provisions of short-stay accommodation   | -  | 945                              | 130                                | -            |
| 5521                 | Restaurants, cafes and fastfood centers  | 991  | 1,146                            | -                                  | -            |
| 5522-5529            | Refreshment stands, kiosks, counters, day and night clubs, bars and cocktail lounges and other restaurants, cafes and fastfood centers n.e.c | -  | 60                               | -                                  | -            |
|                      | Region IX - Zamboanga Peninsula  | 9,806  | 1,936                            | 246                                | -            |
| 551                  | Hotels, camping sites and other provisions of short-stay accommodation   | -  | -                                | 180                                | -            |

Table 7.1 Number of Establishments and Capital Expenditures by Type of Fixed Assets for Hotel and Restaurant Establishments with Average Total Employment of 20 and Over by Region and Industry Class: Philippines, 2005 - (Concluded)

(Value in thousand pesos. Details may not add up to total due to rounding)

| 1994<br>PSIC<br>Code | Region/<br>Industry Description              | Capital Expenditures by Type of Fixed Assets |                                  |                                    |              |
|----------------------|--|--|----------------------------------|------------------------------------|--------------|
|                      |  | ICT Machinery<br>and Equipment               | Other Machinery<br>and Equipment | Computer Software<br>and Databases | Other Assets |
|                      |  | (6)  | (7)                              | (8)                                | (9)          |
| 5521                 | Restaurants, cafes and fastfood centers )    |  |                                  |                                    |              |
| 5522-5529            | Refreshment stands, kiosks, counters, day )  |  |                                  |                                    |              |
|                      | and night clubs, bars and cocktail lounges ) |  |                                  |                                    |              |
|                      | and other restaurants, cafes and fastfood )  |  |                                  |                                    |              |
|                      | centers n.e.c )                              | 9,806  | 1,936                            | 66                                 | -            |
|                      | Region X - Northern Mindanao                 | 1,600  | 20,032                           | -                                  | -            |
| 551                  | Hotels, camping sites and other provisions ) |  |                                  |                                    |              |
|                      | of short-stay accommodation )                | 1,245  | 17,556                           | -                                  | -            |
| 5521                 | Restaurants, cafes and fastfood centers )    | 47   | 2,476                            | -                                  | -            |
| 5522-5529            | Refreshment stands, kiosks, counters, day )  |  |                                  |                                    |              |
|                      | and night clubs, bars and cocktail lounges ) |  |                                  |                                    |              |
|                      | and other restaurants, cafes and fastfood )  |  |                                  |                                    |              |
|                      | centers n.e.c )                              | 308  | -                                | -                                  | -            |
|                      | Region XI - Davao                            | 122  | 31,993                           | 1,032                              | -            |
| 551                  | Hotels, camping sites and other provisions ) |  |                                  |                                    |              |
|                      | of short-stay accommodation )                | -  | 23,712                           | 1,032                              | -            |
| 5521                 | Restaurants, cafes and fastfood centers )    | 122  | 8,281                            | -                                  | -            |
| 5522-5529            | Refreshment stands, kiosks, counters, day )  |  |                                  |                                    |              |
|                      | and night clubs, bars and cocktail lounges ) |  |                                  |                                    |              |
|                      | and other restaurants, cafes and fastfood )  |  |                                  |                                    |              |
|                      | centers n.e.c )                              | -  | -                                | -                                  | -            |
|                      | Region XII - SOCCSKSARGEN                    | -  | 2,093                            | 75                                 | -            |
| 551                  | Hotels, camping sites and other provisions ) |  |                                  |                                    |              |
|                      | of short-stay accommodation )                | -  | 231                              | 75                                 | -            |
| 5521                 | Restaurants, cafes and fastfood centers )    | -  | 1,742                            | -                                  | -            |
| 5522-5529            | Refreshment stands, kiosks, counters, day )  |  |                                  |                                    |              |
|                      | and night clubs, bars and cocktail lounges ) |  |                                  |                                    |              |
|                      | and other restaurants, cafes and fastfood )  |  |                                  |                                    |              |
|                      | centers n.e.c )                              | -  | 119                              | -                                  | -            |
|                      | Region XIII - Caraga                         | -  | 917                              | -                                  | -            |
| 551                  | Hotels, camping sites and other provisions ) |  |                                  |                                    |              |
|                      | of short-stay accommodation )                | -  | -                                | -                                  | -            |
| 5521                 | Restaurants, cafes and fastfood centers )    |  |                                  |                                    |              |
| 5522-5529            | Refreshment stands, kiosks, counters, day )  |  |                                  |                                    |              |
|                      | and night clubs, bars and cocktail lounges ) |  |                                  |                                    |              |
|                      | and other restaurants, cafes and fastfood )  |  |                                  |                                    |              |
|                      | centers n.e.c )                              | -  | 917                              | -                                  | -            |
|                      | Autonomous Region in Muslim Mindanao         | -  | 21                               | 12                                 | -            |
| 551                  | Hotels, camping sites and other provisions ) |  |                                  |                                    |              |
|                      | of short-stay accommodation )                |  |                                  |                                    |              |
| 5521                 | Restaurants, cafes and fastfood centers )    | -  | 21                               | 12                                 | -            |

) - Combined data

Table 7a Number of Establishments and Capital Expenditures for All Fixed Assets by Mode of Acquisition for Hotel and Restaurant Establishments with Average Total Employment of 20 and Over by Industry Class: Philippines, 2005

(Value in thousand pesos. Details may not add up to total due to rounding)

| 1994 PSIC Code | Industry Description   | Number of Establishments | Total            | Mode of Acquisition |  |                            |                                      |
|----------------|--|--------------------------|------------------|---------------------|--|----------------------------|--------------------------------------|
|                |  |                          |                  | New Fixed Assets    | Major Alterations and Improvements on Fixed Assets | Land and Used Fixed Assets | Fixed Assets Produced on Own Account |
|                |  |                          |                  | (1)                 | (2)  | (3)                        | (4)                                  |
|                | <b>Hotels and Restaurants</b>  | <b>3,614</b>             | <b>4,986,757</b> | <b>2,698,962</b>    | <b>2,265,432</b>                                   | <b>6,987</b>               | <b>15,376</b>                        |
| 551            | Hotels, camping sites and other provisions of short-stay accommodation   | 519                      | 3,485,447        | 1,973,030           | 1,496,419  | 2,098                      | 13,901                               |
| 5521           | Restaurants, cafes and fastfood centers  | 2,762                    | 1,470,912        | 711,314             | 753,234  | 4,890                      | 1,475                                |
| 5522-5529      | Refreshment stands, kiosks, counters, day and night clubs, bars and cocktail lounges and other restaurants, cafes and fastfood centers n.e.c | 333                      | 30,398           | 14,619              | 15,778   | -                          | -                                    |

Table 7a.1 Number of Establishments and Capital Expenditures for All Fixed Assets by Mode of Acquisition for Hotel and Restaurant Establishments with Average Total Employment of 20 and Over by Region and Industry Class: Philippines, 2005

(Value in thousand pesos. Details may not add up to total due to rounding)

| 1994 PSIC Code | Region/<br>Industry Description  | Number of Establishments | Total            | Mode of Acquisition |  |                            |                                      |
|----------------|--|--------------------------|------------------|---------------------|--|----------------------------|--------------------------------------|
|                |  |                          |                  | New Fixed Assets    | Major Alterations and Improvements on Fixed Assets | Land and Used Fixed Assets | Fixed Assets Produced on Own Account |
|                |  |                          |                  | (1)                 | (2)  | (3)                        | (4)                                  |
|                | <b>Philippines</b>   | <b>3,614</b>             | <b>4,986,757</b> | <b>2,698,962</b>    | <b>2,265,432</b>                                   | <b>6,987</b>               | <b>15,376</b>                        |
|                | National Capital Region  | 1,867                    | 2,347,459        | 1,474,182           | 866,733  | 5,474                      | 1,070                                |
| 551            | Hotels, camping sites and other provisions of short-stay accommodation   | 180                      | 1,650,176        | 1,030,978           | 618,614  | 584                        | -                                    |
| 5521           | Restaurants, cafes and fastfood centers  | 1,522                    | 674,188          | 432,365             | 235,864  | 4,890                      | 1,070                                |
| 5522-5529      | Refreshment stands, kiosks, counters, day and night clubs, bars and cocktail lounges and other restaurants, cafes and fastfood centers n.e.c | 165                      | 23,095           | 10,840              | 12,255   | -                          | -                                    |
|                | Cordillera Administrative Region   | 90                       | 1,459            | 1,083               | 377  | -                          | -                                    |
| 551            | Hotels, camping sites and other provisions of short-stay accommodation   | 11                       | -                | -                   | -  | -                          | -                                    |
| 5521           | Restaurants, cafes and fastfood centers  | 70                       | 1,459            | 1,083               | 377  | -                          | -                                    |
| 5522-5529      | Refreshment stands, kiosks, counters, day and night clubs, bars and cocktail lounges and other restaurants, cafes and fastfood centers n.e.c | 9                        | -                | -                   | -  | -                          | -                                    |
|                | Region I - Ilocos  | 108                      | 260,281          | 75,676              | 171,071  | -                          | 13,535                               |
| 551            | Hotels, camping sites and other provisions of short-stay accommodation   | 23                       | 192,369          | 55,591              | 123,243  | -                          | 13,535                               |
| 5521           | Restaurants, cafes and fastfood centers  | 73                       | 67,912           | 20,085              | 47,827   | -                          | -                                    |

Table 7a.1 Number of Establishments and Capital Expenditures for All Fixed Assets by Mode of Acquisition for Hotel and Restaurant Establishments with Average Total Employment of 20 and Over by Region and Industry Class: Philippines, 2005 - (Continued)

(Value in thousand pesos. Details may not add up to total due to rounding)

| 1994<br>PSIC<br>Code | Region/<br>Industry Description  | Number<br>of<br>Establishments | Total   | Mode of Acquisition |  |                                  |   |
|----------------------|--|--------------------------------|---------|---------------------|--|----------------------------------|---|
|                      |  |                                |         | New Fixed<br>Assets | Major<br>Alterations<br>and<br>Improvements<br>on Fixed Assets | Land<br>and Used<br>Fixed Assets | Fixed Assets<br>Produced<br>on Own<br>Account |
|                      |  |                                |         | (1)                 | (2)  | (3)                              | (4)   |
| 5522-5529            | Refreshment stands, kiosks, counters, day and night clubs, bars and cocktail lounges and other restaurants, cafes and fastfood centers n.e.c | 12                             | -       | -                   | -  | -                                | -   |
|                      | Region II - Cagayan Valley   | 23                             | 98,033  | 59,242              | 38,791   | -                                | -   |
| 551                  | Hotels, camping sites and other provisions of short-stay accommodation   | 7                              | -       | -                   | -  | -                                | -   |
| 5521                 | Restaurants, cafes and fastfood centers  | 16                             | 98,033  | 59,242              | 38,791   | -                                | -   |
|                      | Region III - Central Luzon   | 305                            | 209,245 | 65,363              | 143,882  | -                                | -   |
| 551                  | Hotels, camping sites and other provisions of short-stay accommodation   | 43                             | 144,794 | 29,746              | 115,048  | -                                | -   |
| 5521                 | Restaurants, cafes and fastfood centers  | 240                            | 63,076  | 35,617              | 27,459   | -                                | -   |
| 5522-5529            | Refreshment stands, kiosks, counters, day and night clubs, bars and cocktail lounges and other restaurants, cafes and fastfood centers n.e.c | 22                             | 1,375   | -                   | 1,375  | -                                | -   |
|                      | Region IV-A CALABARZON   | 387                            | 478,273 | 95,441              | 382,426  | -                                | 405   |
| 551                  | Hotels, camping sites and other provisions of short-stay accommodation   | 38                             | 19,201  | 1,408               | 17,793   | -                                | -   |
| 5521                 | Restaurants, cafes and fastfood centers  | 300                            | 458,922 | 94,033              | 364,484  | -                                | 405   |
| 5522-5529            | Refreshment stands, kiosks, counters, day and night clubs, bars and cocktail lounges and other restaurants, cafes and fastfood centers n.e.c | 49                             | 150     | -                   | 150  | -                                | -   |
|                      | Region IV-B MIMAROPA   | 16                             | 445,135 | 420,612             | 24,523   | -                                | -   |
| 551                  | Hotels, camping sites and other provisions of short-stay accommodation   | 9                              | 444,262 | 419,739             | 24,523   | -                                | -   |
| 5521                 | Restaurants, cafes and fastfood centers  | 7                              | 874     | 874                 | -  | -                                | -   |
|                      | Region V - Bicol   | 60                             | 8,699   | 4,930               | 3,769  | -                                | -   |
| 551                  | Hotels, camping sites and other provisions of short-stay accommodation   | 12                             | 388     | 298                 | 89   | -                                | -   |
| 5521                 | Restaurants, cafes and fastfood centers  | 43                             | 8,312   | 4,632               | 3,680  | -                                | -   |
| 5522-5529            | Refreshment stands, kiosks, counters, day and night clubs, bars and cocktail lounges and other restaurants, cafes and fastfood centers n.e.c | 5                              | -       | -                   | -  | -                                | -   |
|                      | Region VI - Western Visayas  | 189                            | 86,434  | 64,323              | 22,111   | -                                | -   |
| 551                  | Hotels, camping sites and other provisions of short-stay accommodation   | 49                             | 39,040  | 39,040              | -  | -                                | -   |

Table 7a.1 Number of Establishments and Capital Expenditures for All Fixed Assets by Mode of Acquisition for Hotel and Restaurant Establishments with Average Total Employment of 20 and Over by Region and Industry Class: Philippines, 2005 - (Continued)

(Value in thousand pesos. Details may not add up to total due to rounding)

| 1994 PSIC Code | Region/<br>Industry Description  | Number of Establishments | Total   | Mode of Acquisition |  |                            |                                      |
|----------------|--|--------------------------|---------|---------------------|--|----------------------------|--------------------------------------|
|                |  |                          |         | New Fixed Assets    | Major Alterations and Improvements on Fixed Assets | Land and Used Fixed Assets | Fixed Assets Produced on Own Account |
|                |  |                          |         | (1)                 | (2)  | (3)                        | (4)                                  |
| 5521           | Restaurants, cafes and fastfood centers  | 116                      | 45,683  | 23,762              | 21,920   | -                          | -                                    |
| 5522-5529      | Refreshment stands, kiosks, counters, day and night clubs, bars and cocktail lounges and other restaurants, cafes and fastfood centers n.e.c | 24                       | 1,711   | 1,521               | 191  | -                          | -                                    |
|                | Region VII - Central Visayas   | 224                      | 850,029 | 348,264             | 501,399  | -                          | 366                                  |
| 551            | Hotels, camping sites and other provisions of short-stay accommodation   | 57                       | 827,662 | 333,171             | 494,125  | -                          | 366                                  |
| 5521           | Restaurants, cafes and fastfood centers  | 147                      | 20,988  | 13,715              | 7,273  | -                          | -                                    |
| 5522-5529      | Refreshment stands, kiosks, counters, day and night clubs, bars and cocktail lounges and other restaurants, cafes and fastfood centers n.e.c | 20                       | 1,379   | 1,379               | -  | -                          | -                                    |
|                | Region VIII - Eastern Visayas  | 25                       | 34,666  | 20,068              | 13,085   | 1,513                      | -                                    |
| 551            | Hotels, camping sites and other provisions of short-stay accommodation   | 7                        | 30,270  | 18,162              | 10,594   | 1,513                      | -                                    |
| 5521           | Restaurants, cafes and fastfood centers  | 14                       | 2,137   | 1,146               | 991  | -                          | -                                    |
| 5522-5529      | Refreshment stands, kiosks, counters, day and night clubs, bars and cocktail lounges and other restaurants, cafes and fastfood centers n.e.c | 4                        | 2,260   | 760                 | 1,500  | -                          | -                                    |
|                | Region IX - Zamboanga Peninsula  | 37                       | 25,488  | 8,943               | 16,545   | -                          | -                                    |
| 551            | Hotels, camping sites and other provisions of short-stay accommodation   | 10                       | 13,680  | 180                 | 13,500   | -                          | -                                    |
| 5521           | Restaurants, cafes and fastfood centers )  |                          |         |                     |  |                            |                                      |
| 5522-5529      | Refreshment stands, kiosks, counters, day and night clubs, bars and cocktail lounges )   |                          |         |                     |  |                            |                                      |
|                | and other restaurants, cafes and fastfood )  |                          |         |                     |  |                            |                                      |
|                | centers n.e.c )  | 27                       | 11,808  | 8,763               | 3,045  | -                          | -                                    |
|                | Region X - Northern Mindanao   | 88                       | 91,708  | 21,054              | 70,654   | -                          | -                                    |
| 551            | Hotels, camping sites and other provisions of short-stay accommodation   | 29                       | 88,877  | 18,531              | 70,346   | -                          | -                                    |
| 5521           | Restaurants, cafes and fastfood centers  | 55                       | 2,523   | 2,523               | -  | -                          | -                                    |
| 5522-5529      | Refreshment stands, kiosks, counters, day and night clubs, bars and cocktail lounges and other restaurants, cafes and fastfood centers n.e.c | 4                        | 308     | -                   | 308  | -                          | -                                    |
|                | Region XI - Davao  | 122                      | 44,333  | 35,859              | 8,474  | -                          | -                                    |
| 551            | Hotels, camping sites and other provisions of short-stay accommodation   | 22                       | 33,474  | 25,731              | 7,743  | -                          | -                                    |
| 5521           | Restaurants, cafes and fastfood centers  | 90                       | 10,859  | 10,129              | 730  | -                          | -                                    |

Table 7a.1 Number of Establishments and Capital Expenditures for All Fixed Assets by Mode of Acquisition for Hotel and Restaurant Establishments with Average Total Employment of 20 and Over by Region and Industry Class: Philippines, 2005 - (Concluded)

(Value in thousand pesos. Details may not add up to total due to rounding)

| 1994<br>PSIC<br>Code | Region/<br>Industry Description  | Number<br>of<br>Establishments | Total | Mode of Acquisition |  |                                  |   |
|----------------------|--|--------------------------------|-------|---------------------|--|----------------------------------|---|
|                      |  |                                |       | New Fixed<br>Assets | Major<br>Alterations<br>and<br>Improvements<br>on Fixed Assets | Land<br>and Used<br>Fixed Assets | Fixed Assets<br>Produced<br>on Own<br>Account |
|                      |  |                                |       | (1)                 | (2)  | (3)                              | (4)   |
| 5522-5529            | Refreshment stands, kiosks, counters, day and night clubs, bars and cocktail lounges and other restaurants, cafes and fastfood centers n.e.c   | 10                             | -     | -                   | -  | -                                | -   |
|                      | Region XII - SOCCSKSARGEN  | 47                             | 2,725 | 2,317               | 408  | -                                | -   |
| 551                  | Hotels, camping sites and other provisions of short-stay accommodation   | 14                             | 456   | 456                 | -  | -                                | -   |
| 5521                 | Restaurants, cafes and fastfood centers  | 27                             | 2,150 | 1,742               | 408  | -                                | -   |
| 5522-5529            | Refreshment stands, kiosks, counters, day and night clubs, bars and cocktail lounges and other restaurants, cafes and fastfood centers n.e.c   | 6                              | 119   | 119                 | -  | -                                | -   |
|                      | Region XIII - Caraga   | 22                             | 1,737 | 1,532               | 205  | -                                | -   |
| 551                  | Hotels, camping sites and other provisions of short-stay accommodation   | 6                              | -     | -                   | -  | -                                | -   |
| 5521                 | Restaurants, cafes and fastfood centers )  |                                |       |                     |  |                                  |   |
| 5522-5529            | Refreshment stands, kiosks, counters, day and night clubs, bars and cocktail lounges and other restaurants, cafes and fastfood centers n.e.c ) | 16                             | 1,737 | 1,532               | 205  | -                                | -   |
|                      | Autonomous Region in Muslim Mindanao   | 4                              | 1,053 | 73                  | 980  | -                                | -   |
| 551                  | Hotels, camping sites and other provisions of short-stay accommodation )   |                                |       |                     |  |                                  |   |
| 5521                 | Restaurants, cafes and fastfood centers )  | 4                              | 1,053 | 73                  | 980  | -                                | -   |

) - Combined data

Table 8. Number of Establishments, Book Value by Type of Fixed Assets and Intangible Assets for Hotel and Restaurant Establishments with Average Total Employment of 20 and Over by Industry Class: Philippines, 2005

(Value in thousand pesos. Details may not add up to total due to rounding)

| 1994<br>PSIC<br>Code | Industry Description   | Number<br>of<br>Establishments | Book Value of Fixed Assets as of December 31 |                  |  |                        |
|----------------------|--|--------------------------------|--|------------------|--|------------------------|
|                      |  |                                | Total  | Land             | Buildings, Other<br>Structures<br>and Land<br>Improvements | Transport<br>Equipment |
|                      |  |                                | (1)  | (2)              | (3)  | (4)                    |
|                      | <b>Hotels and Restaurants</b>  | <b>3,614</b>                   | <b>63,018,537</b>                            | <b>8,015,560</b> | <b>37,984,633</b>  | <b>852,855</b>         |
| 551                  | Hotels, camping sites and other provisions of short-stay accommodation   | 519                            | 47,813,584                                   | 7,316,318        | 31,496,075   | 474,119                |
| 5521                 | Restaurants, cafes and fastfood centers  | 2,762                          | 14,459,864                                   | 639,513          | 6,140,934  | 335,578                |
| 5522-5529            | Refreshment stands, kiosks, counters, day and night clubs, bars and cocktail lounges and other restaurants, cafes and fastfood centers n.e.c | 333                            | 745,088                                      | 59,730           | 347,625  | 43,158                 |

| 1994<br>PSIC<br>Code | Industry Description   | Book Value of Fixed Assets as of December 31 |                                  |                                       |               | Total Value<br>of Intangible<br>Assets<br>as of<br>December 31 |
|----------------------|--|--|----------------------------------|---------------------------------------|---------------|--|
|                      |  | ICT Machinery<br>and Equipment               | Other Machinery<br>and Equipment | Computer<br>Software<br>and Databases | Other Assets  |  |
|                      |  | (6)  | (7)                              | (8)                                   | (9)           |  |
|                      | <b>Hotels and Restaurants</b>  | <b>1,793,543</b>                             | <b>14,050,061</b>                | <b>234,220</b>                        | <b>87,664</b> | <b>377,555</b>   |
| 551                  | Hotels, camping sites and other provisions of short-stay accommodation   | 1,102,300                                    | 7,252,928                        | 131,542                               | 40,303        | 1,051  |
| 5521                 | Restaurants, cafes and fastfood centers  | 650,085                                      | 6,547,351                        | 99,042                                | 47,362        | 374,233  |
| 5522-5529            | Refreshment stands, kiosks, counters, day and night clubs, bars and cocktail lounges and other restaurants, cafes and fastfood centers n.e.c | 41,159                                       | 249,781                          | 3,636                                 | -             | 2,271  |

Table 8.1 Number of Establishments, Book Value by Type of Fixed Assets and Intangible Assets for Hotel and Restaurant Establishments with Average Total Employment of 20 and Over by Region and Industry Class: Philippines, 2005

(Value in thousand pesos. Details may not add up to total due to rounding)

| 1994<br>PSIC<br>Code | Region/<br>Industry Description  | Number<br>of<br>Establishments | Book Value of Fixed Assets as of December 31 |                  |  |                        |
|----------------------|--|--------------------------------|--|------------------|--|------------------------|
|                      |  |                                | Total  | Land             | Buildings, Other<br>Structures<br>and Land<br>Improvements | Transport<br>Equipment |
|                      |  |                                | (1)  | (2)              | (3)  | (4)                    |
|                      | <b>Philippines</b>   | <b>3,614</b>                   | <b>63,018,537</b>                            | <b>8,015,560</b> | <b>37,984,633</b>  | <b>852,855</b>         |
|                      | National Capital Region  | 1,867                          | 36,523,524                                   | 2,021,813        | 23,686,122   | 292,009                |
| 551                  | Hotels, camping sites and other provisions of short-stay accommodation   | 180                            | 27,917,129                                   | 1,813,012        | 20,073,111   | 71,392                 |
| 5521                 | Restaurants, cafes and fastfood centers  | 1,522                          | 8,208,244                                    | 208,801          | 3,395,732  | 194,078                |
| 5522-5529            | Refreshment stands, kiosks, counters, day and night clubs, bars and cocktail lounges and other restaurants, cafes and fastfood centers n.e.c | 165                            | 398,151                                      | -                | 217,279  | 26,539                 |



Table 8.1 Number of Establishments, Book Value by Type of Fixed Assets and Intangible Assets for Hotel and Restaurant Establishments with Average Total Employment of 20 and Over by Region and Industry Class: Philippines, 2005 - (Continued)

(Value in thousand pesos. Details may not add up to total due to rounding)

| 1994<br>PSIC<br>Code | Region/<br>Industry Description  | Number<br>of<br>Establishments | Book Value of Fixed Assets as of December 31 |         |  |                        |
|----------------------|--|--------------------------------|--|---------|--|------------------------|
|                      |  |                                | Total  | Land    | Buildings, Other<br>Structures<br>and Land<br>Improvements | Transport<br>Equipment |
|                      |  |                                | (1)  | (2)     | (3)  | (4)                    |
|                      | Cordillera Administrative Region   | 90                             | 597,742                                      | 24,148  | 479,177  | 4,823                  |
| 551                  | Hotels, camping sites and other provisions of short-stay accommodation   | 11                             | 496,564                                      | 23,234  | 424,787  | 2,210                  |
| 5521                 | Restaurants, cafes and fastfood centers  | 70                             | 90,633                                       | 914     | 48,415   | 2,613                  |
| 5522-5529            | Refreshment stands, kiosks, counters, day and night clubs, bars and cocktail lounges and other restaurants, cafes and fastfood centers n.e.c | 9                              | 10,545                                       | -       | 5,975  | -                      |
|                      | Region I - Ilocos  | 108                            | 2,699,577                                    | 529,270 | 1,661,167  | 25,468                 |
| 551                  | Hotels, camping sites and other provisions of short-stay accommodation   | 23                             | 2,346,101                                    | 519,255 | 1,463,987  | 19,508                 |
| 5521                 | Restaurants, cafes and fastfood centers  | 73                             | 346,521                                      | 10,015  | 192,882  | 5,740                  |
| 5522-5529            | Refreshment stands, kiosks, counters, day and night clubs, bars and cocktail lounges and other restaurants, cafes and fastfood centers n.e.c | 12                             | 6,954  | -       | 4,297  | 220                    |
|                      | Region II - Cagayan Valley   | 23                             | 237,390                                      | 5,170   | 128,109  | 2,455                  |
| 551                  | Hotels, camping sites and other provisions of short-stay accommodation   | 7                              | 46,827                                       | 1,972   | 35,865   | 937                    |
| 5521                 | Restaurants, cafes and fastfood centers  | 16                             | 190,563                                      | 3,198   | 92,243   | 1,518                  |
|                      | Region III - Central Luzon   | 305                            | 3,339,897                                    | 318,816 | 1,619,887  | 69,154                 |
| 551                  | Hotels, camping sites and other provisions of short-stay accommodation   | 43                             | 1,719,962                                    | 227,453 | 1,140,716  | 38,343                 |
| 5521                 | Restaurants, cafes and fastfood centers  | 240                            | 1,586,999                                    | 80,445  | 464,513  | 30,293                 |
| 5522-5529            | Refreshment stands, kiosks, counters, day and night clubs, bars and cocktail lounges and other restaurants, cafes and fastfood centers n.e.c | 22                             | 32,936                                       | 10,918  | 14,658   | 518                    |
|                      | Region IV-A CALABARZON   | 387                            | 3,063,419                                    | 781,892 | 1,479,559  | 36,629                 |
| 551                  | Hotels, camping sites and other provisions of short-stay accommodation   | 38                             | 957,387                                      | 618,386 | 298,487  | 1,428                  |
| 5521                 | Restaurants, cafes and fastfood centers  | 300                            | 1,955,265                                    | 123,693 | 1,139,770  | 28,621                 |
| 5522-5529            | Refreshment stands, kiosks, counters, day and night clubs, bars and cocktail lounges and other restaurants, cafes and fastfood centers n.e.c | 49                             | 150,766                                      | 39,813  | 41,303   | 6,580                  |
|                      | Region IV-B MIMAROPA   | 16                             | 1,318,123                                    | 265,646 | 569,761  | 164,052                |
| 551                  | Hotels, camping sites and other provisions of short-stay accommodation   | 9                              | 1,291,589                                    | 261,796 | 561,433  | 162,821                |
| 5521                 | Restaurants, cafes and fastfood centers  | 7                              | 26,534                                       | 3,850   | 8,327  | 1,231                  |

Table 8.1 Number of Establishments, Book Value by Type of Fixed Assets and Intangible Assets for Hotel and Restaurant Establishments with Average Total Employment of 20 and Over by Region and Industry Class: Philippines, 2005 - (Continued)

(Value in thousand pesos. Details may not add up to total due to rounding)

| 1994<br>PSIC<br>Code | Region/<br>Industry Description   | Number<br>of<br>Establishments | Book Value of Fixed Assets as of December 31 |           |  |                        |
|----------------------|---|--------------------------------|--|-----------|--|------------------------|
|                      |   |                                | Total  | Land      | Buildings, Other<br>Structures<br>and Land<br>Improvements | Transport<br>Equipment |
|                      |   |                                | (1)  | (2)       | (3)  | (4)                    |
|                      | Region V - Bicol  | 60                             | 192,030                                      | 21,337    | 98,302   | 10,880                 |
| 551                  | Hotels, camping sites and other provisions<br>of short-stay accommodation   | 12                             | 85,586                                       | 15,337    | 52,428   | 2,133                  |
| 5521                 | Restaurants, cafes and fastfood centers   | 43                             | 97,211                                       | 6,000     | 44,326   | 8,297                  |
| 5522-5529            | Refreshment stands, kiosks, counters, day<br>and night clubs, bars and cocktail lounges<br>and other restaurants, cafes and fastfood<br>centers n.e.c         | 5                              | 9,233  | -         | 1,548  | 450                    |
|                      | Region VI - Western Visayas   | 189                            | 1,868,185                                    | 363,968   | 1,076,240  | 29,458                 |
| 551                  | Hotels, camping sites and other provisions<br>of short-stay accommodation   | 49                             | 1,547,383                                    | 363,347   | 978,139  | 15,991                 |
| 5521                 | Restaurants, cafes and fastfood centers   | 116                            | 285,435                                      | 621       | 78,303   | 12,497                 |
| 5522-5529            | Refreshment stands, kiosks, counters, day<br>and night clubs, bars and cocktail lounges<br>and other restaurants, cafes and fastfood<br>centers n.e.c         | 24                             | 35,367                                       | -         | 19,798   | 970                    |
|                      | Region VII - Central Visayas  | 224                            | 7,946,594                                    | 2,432,725 | 4,219,855  | 82,213                 |
| 551                  | Hotels, camping sites and other provisions<br>of short-stay accommodation   | 57                             | 7,082,133                                    | 2,330,952 | 3,808,908  | 69,230                 |
| 5521                 | Restaurants, cafes and fastfood centers   | 147                            | 823,057                                      | 99,773    | 395,360  | 10,758                 |
| 5522-5529            | Refreshment stands, kiosks, counters, day<br>and night clubs, bars and cocktail lounges<br>and other restaurants, cafes and fastfood<br>centers n.e.c         | 20                             | 41,404                                       | 2,000     | 15,588   | 2,225                  |
|                      | Region VIII - Eastern Visayas   | 25                             | 220,321                                      | 1,412     | 156,263  | 11,134                 |
| 551                  | Hotels, camping sites and other provisions<br>of short-stay accommodation   | 7                              | 183,043                                      | 1,212     | 137,001  | 6,145                  |
| 5521                 | Restaurants, cafes and fastfood centers   | 14                             | 29,646                                       | -         | 15,562   | 1,717                  |
| 5522-5529            | Refreshment stands, kiosks, counters, day<br>and night clubs, bars and cocktail lounges<br>and other restaurants, cafes and fastfood<br>centers n.e.c         | 4                              | 7,632  | 200       | 3,700  | 3,272                  |
|                      | Region IX - Zamboanga Peninsula   | 37                             | 333,355                                      | 86,204    | 178,135  | 11,069                 |
| 551                  | Hotels, camping sites and other provisions<br>of short-stay accommodation   | 10                             | 172,805                                      | 29,984    | 125,466  | 6,750                  |
| 5521                 | Restaurants, cafes and fastfood centers )   |                                |  |           |  |                        |
| 5522-5529            | Refreshment stands, kiosks, counters, day )<br>and night clubs, bars and cocktail lounges )<br>and other restaurants, cafes and fastfood )<br>centers n.e.c ) | 27                             | 160,549                                      | 56,220    | 52,669   | 4,319                  |

Table 8.1 Number of Establishments, Book Value by Type of Fixed Assets and Intangible Assets for Hotel and Restaurant Establishments with Average Total Employment of 20 and Over by Region and Industry Class: Philippines, 2005 - (Concluded)

(Value in thousand pesos. Details may not add up to total due to rounding)

| 1994<br>PSIC<br>Code | Region/<br>Industry Description   | Number<br>of<br>Establishments | Book Value of Fixed Assets as of December 31 |         |  |                       |
|----------------------|---|--------------------------------|--|---------|--|-----------------------|
|                      |   |                                | Total  | Land    | Buildings, Other<br>Structures<br>and Land<br>Improvements | Tranport<br>Equipment |
|                      |   |                                | (1)  | (2)     | (3)  | (4)                   |
|                      | Region X - Northern Mindanao  | 88                             | 1,585,516                                    | 874,374 | 504,566  | 36,618                |
| 551                  | Hotels, camping sites and other provisions<br>of short-stay accommodation   | 29                             | 1,395,060                                    | 869,224 | 442,420  | 18,150                |
| 5521                 | Restaurants, cafes and fastfood centers   | 55                             | 186,021                                      | 5,150   | 59,249   | 18,468                |
| 5522-5529            | Refreshment stands, kiosks, counters, day<br>and night clubs, bars and cocktail lounges<br>and other restaurants, cafes and fastfood<br>centers n.e.c         | 4                              | 4,434  | -       | 2,898  | -                     |
|                      | Region XI - Davao   | 122                            | 2,606,560                                    | 179,864 | 1,869,591  | 62,099                |
| 551                  | Hotels, camping sites and other provisions<br>of short-stay accommodation   | 22                             | 2,244,800                                    | 165,325 | 1,774,791  | 50,595                |
| 5521                 | Restaurants, cafes and fastfood centers   | 90                             | 330,703                                      | 14,539  | 77,721   | 11,504                |
| 5522-5529            | Refreshment stands, kiosks, counters, day<br>and night clubs, bars and cocktail lounges<br>and other restaurants, cafes and fastfood<br>centers n.e.c         | 10                             | 31,057                                       | -       | 17,079   | -                     |
|                      | Region XII - SOCCSKSARGEN   | 47                             | 356,944                                      | 89,429  | 184,190  | 9,423                 |
| 551                  | Hotels, camping sites and other provisions<br>of short-stay accommodation   | 14                             | 221,995                                      | 57,169  | 116,636  | 6,716                 |
| 5521                 | Restaurants, cafes and fastfood centers   | 27                             | 130,743                                      | 31,960  | 66,504   | 560                   |
| 5522-5529            | Refreshment stands, kiosks, counters, day<br>and night clubs, bars and cocktail lounges<br>and other restaurants, cafes and fastfood<br>centers n.e.c         | 6                              | 4,206  | 300     | 1,050  | 2,146                 |
|                      | Region XIII - Caraga  | 22                             | 116,710                                      | 15,091  | 67,419   | 4,961                 |
| 551                  | Hotels, camping sites and other provisions<br>of short-stay accommodation   | 6                              | 93,640                                       | 14,657  | 56,000   | 1,500                 |
| 5521                 | Restaurants, cafes and fastfood centers )   |                                |  |         |  |                       |
| 5522-5529            | Refreshment stands, kiosks, counters, day )<br>and night clubs, bars and cocktail lounges )<br>and other restaurants, cafes and fastfood )<br>centers n.e.c ) | 16                             | 23071  | 433     | 11419  | 3461                  |
|                      | Autonomous Region in Muslim Mindanao  | 4                              | 12,651                                       | 4,400   | 6,291  | 410                   |
| 551                  | Hotels, camping sites and other provisions )<br>of short-stay accommodation )   |                                |  |         |  |                       |
| 5521                 | Restaurants, cafes and fastfood centers )   | 4                              | 12,651                                       | 4,400   | 6,291  | 410                   |

Table 8.1 Number of Establishments, Book Value by Type of Fixed Assets and Intangible Assets for Hotel and Restaurant Establishments with Average Total Employment of 20 and Over by Region and Industry Class: Philippines, 2005 - (Continued)

(Value in thousand pesos. Details may not add up to total due to rounding)

| 1994<br>PSIC<br>Code | Region/<br>Industry Description   | Book Value of Fixed Assets as of December 31 |                                  |                                       |               | Total Value<br>of Intangible<br>Assets<br>as of<br>December 31 |
|----------------------|---|--|----------------------------------|---------------------------------------|---------------|--|
|                      |   | ICT Machinery<br>and Equipment               | Other Machinery<br>and Equipment | Computer<br>Software<br>and Databases | Other Assets  |  |
|                      |   | (6)  | (7)                              | (8)                                   | (9)           |  |
|                      | <b>Philippines</b>  | <b>1,793,543</b>                             | <b>14,050,061</b>                | <b>234,220</b>                        | <b>87,664</b> | <b>377,555</b>   |
|                      | National Capital Region   | 1,099,499                                    | 9,211,894                        | 162,307                               | 49,880        | 127,483  |
| 551                  | Hotels, camping sites and other provisions<br>of short-stay accommodation   | 810,911                                      | 5,025,607                        | 103,910                               | 19,186        | 1,038  |
| 5521                 | Restaurants, cafes and fastfood centers   | 265,380                                      | 4,055,398                        | 58,162                                | 30,694        | 126,445  |
| 5522-5529            | Refreshment stands, kiosks, counters, day<br>and night clubs, bars and cocktail lounges<br>and other restaurants, cafes and fastfood<br>centers n.e.c | 23,208                                       | 130,889                          | 236                                   | -             | -  |
|                      | Cordillera Administrative Region  | 5,244  | 77,511                           | 6,602                                 | 236           | 14,550   |
| 551                  | Hotels, camping sites and other provisions<br>of short-stay accommodation   | 4,847  | 36,530                           | 4,957                                 | -             | -  |
| 5521                 | Restaurants, cafes and fastfood centers   | 192  | 36,617                           | 1,645                                 | 236           | 14,550   |
| 5522-5529            | Refreshment stands, kiosks, counters, day<br>and night clubs, bars and cocktail lounges<br>and other restaurants, cafes and fastfood<br>centers n.e.c | 206  | 4,365                            | -                                     | -             | -  |
|                      | Region I - Ilocos   | 40,687                                       | 440,938                          | 1,943                                 | 104           | 1,298  |
| 551                  | Hotels, camping sites and other provisions<br>of short-stay accommodation   | 11,539                                       | 330,160                          | 1,652                                 | -             | -  |
| 5521                 | Restaurants, cafes and fastfood centers   | 28,948                                       | 108,541                          | 291                                   | 104           | 1,298  |
| 5522-5529            | Refreshment stands, kiosks, counters, day<br>and night clubs, bars and cocktail lounges<br>and other restaurants, cafes and fastfood<br>centers n.e.c | 200  | 2,237                            | -                                     | -             | -  |
|                      | Region II - Cagayan Valley  | 1,915  | 93,219                           | 4,344                                 | 2,178         | 6,370  |
| 551                  | Hotels, camping sites and other provisions<br>of short-stay accommodation   | 742  | 5,316                            | 552                                   | 1,442         | -  |
| 5521                 | Restaurants, cafes and fastfood centers   | 1,173  | 87,903                           | 3,793                                 | 735           | 6,370  |
|                      | Region III - Central Luzon  | 197,835                                      | 1,103,551                        | 14,646                                | 16,008        | 18,994   |
| 551                  | Hotels, camping sites and other provisions<br>of short-stay accommodation   | 52,186                                       | 247,452                          | 846                                   | 12,967        | 13   |
| 5521                 | Restaurants, cafes and fastfood centers   | 145,398                                      | 849,507                          | 13,801                                | 3,041         | 18,981   |
| 5522-5529            | Refreshment stands, kiosks, counters, day<br>and night clubs, bars and cocktail lounges<br>and other restaurants, cafes and fastfood<br>centers n.e.c | 252  | 6,591                            | -                                     | -             | -  |
|                      | Region IV-A CALABARZON  | 115,824                                      | 637,644                          | 11,870                                | -             | 77,009   |
| 551                  | Hotels, camping sites and other provisions<br>of short-stay accommodation   | 6,282  | 32,666                           | 138                                   | -             | -  |
| 5521                 | Restaurants, cafes and fastfood centers   | 95,968                                       | 555,482                          | 11,732                                | -             | 74,737   |

Table 8.1 Number of Establishments, Book Value by Type of Fixed Assets and Intangible Assets for Hotel and Restaurant Establishments with Average Total Employment of 20 and Over by Region and Industry Class: Philippines, 2005 - (Continued)

(Value in thousand pesos. Details may not add up to total due to rounding)

| 1994<br>PSIC<br>Code | Region/<br>Industry Description  | Book Value of Fixed Assets as of December 31 |                                  |                                       |              | Total Value<br>of Intangible<br>Assets<br>as of<br>December 31 |
|----------------------|--|--|----------------------------------|---------------------------------------|--------------|--|
|                      |  | ICT Machinery<br>and Equipment               | Other Machinery<br>and Equipment | Computer<br>Software<br>and Databases | Other Assets |  |
|                      |  | (6)  | (7)                              | (8)                                   | (9)          |  |
| 5522-5529            | Refreshment stands, kiosks, counters, day and night clubs, bars and cocktail lounges and other restaurants, cafes and fastfood centers n.e.c | 13,574                                       | 49,497                           | -                                     | -            | 2,271  |
|                      | Region IV-B MIMAROPA   | 4,118  | 313,987                          | 559                                   | -            | 373  |
| 551                  | Hotels, camping sites and other provisions of short-stay accommodation   | 105  | 305,434                          | -                                     | -            | -  |
| 5521                 | Restaurants, cafes and fastfood centers  | 4,013  | 8,553                            | 559                                   | -            | 373  |
|                      | Region V - Bicol   | 513  | 58,295                           | 2,703                                 | -            | 269  |
| 551                  | Hotels, camping sites and other provisions of short-stay accommodation   | 57   | 15,631                           | -                                     | -            | -  |
| 5521                 | Restaurants, cafes and fastfood centers  | 342  | 35,543                           | 2,703                                 | -            | 269  |
| 5522-5529            | Refreshment stands, kiosks, counters, day and night clubs, bars and cocktail lounges and other restaurants, cafes and fastfood centers n.e.c | 114  | 7,121                            | -                                     | -            | -  |
|                      | Region VI - Western Visayas  | 57,133                                       | 334,390                          | 4,594                                 | 2,402        | 5,361  |
| 551                  | Hotels, camping sites and other provisions of short-stay accommodation   | 43,057                                       | 144,454                          | 154                                   | 2,240        | -  |
| 5521                 | Restaurants, cafes and fastfood centers  | 14,076                                       | 177,942                          | 1,835                                 | 162          | 5,361  |
| 5522-5529            | Refreshment stands, kiosks, counters, day and night clubs, bars and cocktail lounges and other restaurants, cafes and fastfood centers n.e.c | -  | 11,994                           | 2,605                                 | -            | -  |
|                      | Region VII - Central Visayas   | 199,667                                      | 984,373                          | 11,018                                | 16,742       | 4,831  |
| 551                  | Hotels, camping sites and other provisions of short-stay accommodation   | 146,201                                      | 712,466                          | 10,020                                | 4,355        | -  |
| 5521                 | Restaurants, cafes and fastfood centers  | 53,063                                       | 250,800                          | 918                                   | 12,387       | 4,831  |
| 5522-5529            | Refreshment stands, kiosks, counters, day and night clubs, bars and cocktail lounges and other restaurants, cafes and fastfood centers n.e.c | 404  | 21,107                           | 80                                    | -            | -  |
|                      | Region VIII - Eastern Visayas  | 2,876  | 48,051                           | 584                                   | -            | -  |
| 551                  | Hotels, camping sites and other provisions of short-stay accommodation   | 489  | 37,686                           | 510                                   | -            | -  |
| 5521                 | Restaurants, cafes and fastfood centers  | 2,387  | 9,906                            | 74                                    | -            | -  |
| 5522-5529            | Refreshment stands, kiosks, counters, day and night clubs, bars and cocktail lounges and other restaurants, cafes and fastfood centers n.e.c | -  | 460                              | -                                     | -            | -  |

Table 8.1 Number of Establishments, Book Value by Type of Fixed Assets and Intangible Assets for Hotel and Restaurant Establishments with Average Total Employment of 20 and Over by Region and Industry Class: Philippines, 2005 - (Concluded)

(Value in thousand pesos. Details may not add up to total due to rounding)

| 1994 PSIC Code | Region/<br>Industry Description  | Book Value of Fixed Assets as of December 31 |                               |                                 |              | Total Value of Intangible Assets as of December 31 |
|----------------|--|--|-------------------------------|---------------------------------|--------------|--|
|                |  | ICT Machinery and Equipment                  | Other Machinery and Equipment | Computer Software and Databases | Other Assets |  |
|                |  | (6)  | (7)                           | (8)                             | (9)          |  |
|                | Region IX - Zamboanga Peninsula  | 15,919                                       | 40,372                        | 1,543                           | 113          | 1,017  |
| 551            | Hotels, camping sites and other provisions of short-stay accommodation   | 1,929  | 8,384                         | 180                             | 113          | -  |
| 5521           | Restaurants, cafes and fastfood centers )  |  |                               |                                 |              |  |
| 5522-5529      | Refreshment stands, kiosks, counters, day and night clubs, bars and cocktail lounges and other restaurants, cafes and fastfood centers n.e.c ) | 13,991                                       | 31,987                        | 1,363                           | -            | 1,017  |
|                | Region X - Northern Mindanao   | 14,991                                       | 153,576                       | 1,389                           | 2            | 70,000   |
| 551            | Hotels, camping sites and other provisions of short-stay accommodation   | 2,225  | 62,825                        | 216                             | -            | -  |
| 5521           | Restaurants, cafes and fastfood centers  | 11,229                                       | 90,751                        | 1,173                           | 2            | 70,000   |
| 5522-5529      | Refreshment stands, kiosks, counters, day and night clubs, bars and cocktail lounges and other restaurants, cafes and fastfood centers n.e.c   | 1,537  | -                             | -                               | -            | -  |
|                | Region XI - Davao  | 13,058                                       | 472,985                       | 8,961                           | -            | -  |
| 551            | Hotels, camping sites and other provisions of short-stay accommodation   | 5,833  | 240,020                       | 8,236                           | -            | -  |
| 5521           | Restaurants, cafes and fastfood centers  | 7,226  | 219,703                       | 11                              | -            | -  |
| 5522-5529      | Refreshment stands, kiosks, counters, day and night clubs, bars and cocktail lounges and other restaurants, cafes and fastfood centers n.e.c   | -  | 13,263                        | 715                             | -            | -  |
|                | Region XII - SOCCSKSARGEN  | 21,826                                       | 50,934                        | 1,142                           | -            | 50,000   |
| 551            | Hotels, camping sites and other provisions of short-stay accommodation   | 15,421                                       | 25,882                        | 171                             | -            | -  |
| 5521           | Restaurants, cafes and fastfood centers  | 6,406  | 24,342                        | 970                             | -            | 50,000   |
| 5522-5529      | Refreshment stands, kiosks, counters, day and night clubs, bars and cocktail lounges and other restaurants, cafes and fastfood centers n.e.c   | -  | 710                           | -                               | -            | -  |
|                | Region XIII - Caraga   | 2,316  | 26,924                        | -                               | -            | -  |
| 551            | Hotels, camping sites and other provisions of short-stay accommodation   | 357  | 21,125                        | -                               | -            | -  |
| 5521           | Restaurants, cafes and fastfood centers )  |  |                               |                                 |              |  |
| 5522-5529      | Refreshment stands, kiosks, counters, day and night clubs, bars and cocktail lounges and other restaurants, cafes and fastfood centers n.e.c ) | 1,959  | 5,799                         | -                               | -            | -  |
|                | Autonomous Region in Muslim Mindanao   | 120  | 1,416                         | 14                              | -            | -  |
| 551            | Hotels, camping sites and other provisions of short-stay accommodation )   |  |                               |                                 |              |  |
| 5521           | Restaurants, cafes and fastfood centers )  | 120  | 1,416                         | 14                              | -            | -  |

) - Combined data

Table 9 Number of Establishments and Value of Inventories for Hotel and Restaurant Establishments with Average Total Employment of 20 and Over by Industry Class: Philippines, 2005

(Value in thousand pesos. Details may not add up to total due to rounding)

| 1994<br>PSIC<br>Code | Industry Description   | Number<br>of<br>Establishments | Value of Inventories as of January 1 |                                  |                     |                      |
|----------------------|--|--------------------------------|--------------------------------------|----------------------------------|---------------------|----------------------|
|                      |  |                                | Total                                | Materials, Supplies<br>and Fuels | Goods<br>for Resale | Other<br>Inventories |
|                      |  |                                | (1)                                  | (2)                              | (3)                 | (4)                  |
|                      | <b>Hotels and Restaurants</b>  | <b>3,614</b>                   | <b>2,464,924</b>                     | <b>2,141,552</b>                 | <b>323,372</b>      | -                    |
| 551                  | Hotels, camping sites and other provisions of short-stay accommodation   | 519                            | 758,094                              | 643,567                          | 114,527             | -                    |
| 5521                 | Restaurants, cafes and fastfood centers  | 2,762                          | 1,625,952                            | 1,430,254                        | 195,698             | -                    |
| 5522-5529            | Refreshment stands, kiosks, counters, day and night clubs, bars and cocktail lounges and other restaurants, cafes and fastfood centers n.e.c | 333                            | 80,878                               | 67,731                           | 13,147              | -                    |

| 1994<br>PSIC<br>Code | Industry Description   | Value of Inventories as of December 31 |                                     |                  |                   |
|----------------------|--|--|-------------------------------------|------------------|-------------------|
|                      |  | Total                                  | Materials,<br>Supplies and<br>Fuels | Goods for Resale | Other Inventories |
|                      |  | (6)                                    | (7)                                 | (8)              | (9)               |
|                      | <b>Hotels and Restaurants</b>  | <b>2,776,836</b>                       | <b>2,414,121</b>                    | <b>362,715</b>   | -                 |
| 551                  | Hotels, camping sites and other provisions of short-stay accommodation   | 862,876                                | 740,636                             | 122,240          | -                 |
| 5521                 | Restaurants, cafes and fastfood centers  | 1,809,116                              | 1,582,395                           | 226,721          | -                 |
| 5522-5529            | Refreshment stands, kiosks, counters, day and night clubs, bars and cocktail lounges and other restaurants, cafes and fastfood centers n.e.c | 104,844                                | 91,090                              | 13,754           | -                 |

Table 9.1 Number of Establishments and Value of Inventories for Hotel and Restaurant Establishments with Average Total Employment of 20 and Over by Region and Industry Class: Philippines, 2005

(Value in thousand pesos. Details may not add up to total due to rounding)

| 1994<br>PSIC<br>Code | Region/<br>Industry Description  | Number<br>of<br>Establishments | Value of Inventories as of January 1 |                                  |                     |                      |
|----------------------|--|--------------------------------|--------------------------------------|----------------------------------|---------------------|----------------------|
|                      |  |                                | Total                                | Materials, Supplies<br>and Fuels | Goods<br>for Resale | Other<br>Inventories |
|                      |  |                                | (1)                                  | (2)                              | (3)                 | (4)                  |
|                      | <b>Philippines</b>   | <b>3,614</b>                   | <b>2,464,924</b>                     | <b>2,141,552</b>                 | <b>323,372</b>      | -                    |
|                      | National Capital Region  | 1,867                          | 1,496,124                            | 1,287,195                        | 208,929             | -                    |
| 551                  | Hotels, camping sites and other provisions of short-stay accommodation   | 180                            | 376,409                              | 316,065                          | 60,344              | -                    |
| 5521                 | Restaurants, cafes and fastfood centers  | 1,522                          | 1,069,476                            | 927,050                          | 142,426             | -                    |
| 5522-5529            | Refreshment stands, kiosks, counters, day and night clubs, bars and cocktail lounges and other restaurants, cafes and fastfood centers n.e.c | 165                            | 50,240                               | 44,080                           | 6,160               | -                    |

Table 9.1 Number of Establishments and Value of Inventories for Hotel and Restaurant Establishments with Average Total Employment of 20 and Over by Region and Industry Class: Philippines, 2005 - (Continued)

(Value in thousand pesos. Details may not add up to total due to rounding)

| 1994<br>PSIC<br>Code | Region/<br>Industry Description   | Number<br>of<br>Establishments | Value of Inventories as of January 1 |                                  |                     |                      |
|----------------------|---|--------------------------------|--------------------------------------|----------------------------------|---------------------|----------------------|
|                      |   |                                | Total                                | Materials, Supplies<br>and Fuels | Goods<br>for Resale | Other<br>Inventories |
|                      |   |                                | (1)                                  | (2)                              | (3)                 | (4)                  |
|                      | Cordillera Administrative Region  | 90                             | 56,177                               | 53,736                           | 2,441               | -                    |
| 551                  | Hotels, camping sites and other provisions<br>of short-stay accommodation   | 11                             | 13,237                               | 10,882                           | 2,355               | -                    |
| 5521                 | Restaurants, cafes and fastfood centers   | 70                             | 42,534                               | 42,448                           | 86                  | -                    |
| 5522-5529            | Refreshment stands, kiosks, counters, day<br>and night clubs, bars and cocktail lounges<br>and other restaurants, cafes and fastfood<br>centers n.e.c | 9                              | 406                                  | 406                              | -                   | -                    |
|                      | Region I - Ilocos   | 108                            | 44,511                               | 35,259                           | 9,252               | -                    |
| 551                  | Hotels, camping sites and other provisions<br>of short-stay accommodation   | 23                             | 3,805                                | 3,640                            | 166                 | -                    |
| 5521                 | Restaurants, cafes and fastfood centers   | 73                             | 32,224                               | 26,507                           | 5,718               | -                    |
| 5522-5529            | Refreshment stands, kiosks, counters, day<br>and night clubs, bars and cocktail lounges<br>and other restaurants, cafes and fastfood<br>centers n.e.c | 12                             | 8,482                                | 5,113                            | 3,369               | -                    |
|                      | Region II - Cagayan Valley  | 23                             | 10,254                               | 7,987                            | 2,267               | -                    |
| 551                  | Hotels, camping sites and other provisions<br>of short-stay accommodation   | 7                              | 514                                  | 480                              | 34                  | -                    |
| 5521                 | Restaurants, cafes and fastfood centers   | 16                             | 9,740                                | 7,507                            | 2,232               | -                    |
|                      | Region III - Central Luzon  | 305                            | 288,594                              | 251,302                          | 37,292              | -                    |
| 551                  | Hotels, camping sites and other provisions<br>of short-stay accommodation   | 43                             | 180,723                              | 160,942                          | 19,781              | -                    |
| 5521                 | Restaurants, cafes and fastfood centers   | 240                            | 105,204                              | 88,105                           | 17,098              | -                    |
| 5522-5529            | Refreshment stands, kiosks, counters, day<br>and night clubs, bars and cocktail lounges<br>and other restaurants, cafes and fastfood<br>centers n.e.c | 22                             | 2,667                                | 2,255                            | 413                 | -                    |
|                      | Region IV-A CALABARZON  | 387                            | 90,831                               | 74,507                           | 16,323              | -                    |
| 551                  | Hotels, camping sites and other provisions<br>of short-stay accommodation   | 38                             | 12,236                               | 9,021                            | 3,214               | -                    |
| 5521                 | Restaurants, cafes and fastfood centers   | 300                            | 72,370                               | 60,294                           | 12,076              | -                    |
| 5522-5529            | Refreshment stands, kiosks, counters, day<br>and night clubs, bars and cocktail lounges<br>and other restaurants, cafes and fastfood<br>centers n.e.c | 49                             | 6,225                                | 5,192                            | 1,033               | -                    |
|                      | Region IV-B MIMAROPA  | 16                             | 40,570                               | 29,825                           | 10,745              | -                    |
| 551                  | Hotels, camping sites and other provisions<br>of short-stay accommodation   | 9                              | 37,657                               | 27,281                           | 10,377              | -                    |
| 5521                 | Restaurants, cafes and fastfood centers   | 7                              | 2,913                                | 2,545                            | 369                 | -                    |



Table 9.1 Number of Establishments and Value of Inventories for Hotel and Restaurant Establishments with Average Total Employment of 20 and Over by Region and Industry Class: Philippines, 2005 - (Continued)

(Value in thousand pesos. Details may not add up to total due to rounding)

| 1994<br>PSIC<br>Code | Region/<br>Industry Description   | Number<br>of<br>Establishments | Value of Inventories as of January 1 |                                  |                     |                      |
|----------------------|---|--------------------------------|--------------------------------------|----------------------------------|---------------------|----------------------|
|                      |   |                                | Total                                | Materials, Supplies<br>and Fuels | Goods<br>for Resale | Other<br>Inventories |
|                      |   |                                | (1)                                  | (2)                              | (3)                 | (4)                  |
|                      | Region V - Bicol  | 60                             | 14,548                               | 12,918                           | 1,630               | -                    |
| 551                  | Hotels, camping sites and other provisions<br>of short-stay accommodation   | 12                             | 1,626                                | 1,626                            | -                   | -                    |
| 5521                 | Restaurants, cafes and fastfood centers   | 43                             | 12,891                               | 11,261                           | 1,630               | -                    |
| 5522-5529            | Refreshment stands, kiosks, counters, day<br>and night clubs, bars and cocktail lounges<br>and other restaurants, cafes and fastfood<br>centers n.e.c         | 5                              | 31                                   | 31                               | -                   | -                    |
|                      | Region VI - Western Visayas   | 189                            | 66,744                               | 56,241                           | 10,503              | -                    |
| 551                  | Hotels, camping sites and other provisions<br>of short-stay accommodation   | 49                             | 14,054                               | 10,383                           | 3,670               | -                    |
| 5521                 | Restaurants, cafes and fastfood centers   | 116                            | 47,450                               | 41,413                           | 6,037               | -                    |
| 5522-5529            | Refreshment stands, kiosks, counters, day<br>and night clubs, bars and cocktail lounges<br>and other restaurants, cafes and fastfood<br>centers n.e.c         | 24                             | 5,240                                | 4,444                            | 796                 | -                    |
|                      | Region VII - Central Visayas  | 224                            | 179,523                              | 170,079                          | 9,444               | -                    |
| 551                  | Hotels, camping sites and other provisions<br>of short-stay accommodation   | 57                             | 78,052                               | 74,470                           | 3,582               | -                    |
| 5521                 | Restaurants, cafes and fastfood centers   | 147                            | 99,189                               | 94,206                           | 4,983               | -                    |
| 5522-5529            | Refreshment stands, kiosks, counters, day<br>and night clubs, bars and cocktail lounges<br>and other restaurants, cafes and fastfood<br>centers n.e.c         | 20                             | 2,282                                | 1,403                            | 879                 | -                    |
|                      | Region VIII - Eastern Visayas   | 25                             | 7,025                                | 6,907                            | 118                 | -                    |
| 551                  | Hotels, camping sites and other provisions<br>of short-stay accommodation   | 7                              | 1,272                                | 1,154                            | 118                 | -                    |
| 5521                 | Restaurants, cafes and fastfood centers   | 14                             | 3,663                                | 3,663                            | -                   | -                    |
| 5522-5529            | Refreshment stands, kiosks, counters, day<br>and night clubs, bars and cocktail lounges<br>and other restaurants, cafes and fastfood<br>centers n.e.c         | 4                              | 2,090                                | 2,090                            | -                   | -                    |
|                      | Region IX - Zamboanga Peninsula   | 37                             | 16,995                               | 15,994                           | 1,001               | -                    |
| 551                  | Hotels, camping sites and other provisions<br>of short-stay accommodation   | 10                             | 5,384                                | 5,384                            | -                   | -                    |
| 5521                 | Restaurants, cafes and fastfood centers )   |                                |                                      |                                  |                     |                      |
| 5522-5529            | Refreshment stands, kiosks, counters, day )<br>and night clubs, bars and cocktail lounges )<br>and other restaurants, cafes and fastfood )<br>centers n.e.c ) | 27                             | 11,612                               | 10,611                           | 1,001               | -                    |
|                      | Region X - Northern Mindanao  | 88                             | 57,292                               | 54,874                           | 2,418               | -                    |
| 551                  | Hotels, camping sites and other provisions<br>of short-stay accommodation   | 29                             | 4,071                                | 2,257                            | 1,814               | -                    |

Table 9.1 Number of Establishments and Value of Inventories for Hotel and Restaurant Establishments with Average Total Employment of 20 and Over by Region and Industry Class: Philippines, 2005 - (Continued)

(Value in thousand pesos. Details may not add up to total due to rounding)

| 1994<br>PSIC<br>Code | Region/<br>Industry Description   | Number<br>of<br>Establishments | Value of Inventories as of January 1 |                                  |                     |                      |
|----------------------|---|--------------------------------|--------------------------------------|----------------------------------|---------------------|----------------------|
|                      |   |                                | Total                                | Materials, Supplies<br>and Fuels | Goods<br>for Resale | Other<br>Inventories |
|                      |   | (1)                            | (2)                                  | (3)                              | (4)                 | (5)                  |
| 5521                 | Restaurants, cafes and fastfood centers   | 55                             | 52,728                               | 52,124                           | 604                 | -                    |
| 5522-5529            | Refreshment stands, kiosks, counters, day<br>and night clubs, bars and cocktail lounges<br>and other restaurants, cafes and fastfood<br>centers n.e.c | 4                              | 493                                  | 493                              | -                   | -                    |
|                      | Region XI - Davao   | 122                            | 61,607                               | 57,107                           | 4,500               | -                    |
| 551                  | Hotels, camping sites and other provisions<br>of short-stay accommodation   | 22                             | 16,962                               | 13,792                           | 3,170               | -                    |
| 5521                 | Restaurants, cafes and fastfood centers   | 90                             | 43,676                               | 42,347                           | 1,330               | -                    |
| 5522-5529            | Refreshment stands, kiosks, counters, day<br>and night clubs, bars and cocktail lounges<br>and other restaurants, cafes and fastfood<br>centers n.e.c | 10                             | 969                                  | 969                              | -                   | -                    |
|                      | Region XII - SOCCSKSARGEN   | 47                             | 21,213                               | 19,932                           | 1,282               | -                    |
| 551                  | Hotels, camping sites and other provisions<br>of short-stay accommodation   | 14                             | 2,864                                | 2,080                            | 784                 | -                    |
| 5521                 | Restaurants, cafes and fastfood centers   | 27                             | 17,587                               | 17,587                           | -                   | -                    |
| 5522-5529            | Refreshment stands, kiosks, counters, day<br>and night clubs, bars and cocktail lounges<br>and other restaurants, cafes and fastfood<br>centers n.e.c | 6                              | 762                                  | 264                              | 498                 | -                    |
|                      | Region XIII - Caraga  | 22                             | 12,665                               | 7,438                            | 5,226               | -                    |
| 551                  | Hotels, camping sites and other provisions<br>of short-stay accommodation   | 6                              | 9,011                                | 3,893                            | 5,118               | -                    |
| 5521                 | Restaurants, cafes and fastfood centers )   |                                |                                      |                                  |                     |                      |
| 5522-5529            | Refreshment stands, kiosks, counters, day )   |                                |                                      |                                  |                     |                      |
|                      | and night clubs, bars and cocktail lounges )  |                                |                                      |                                  |                     |                      |
|                      | and other restaurants, cafes and fastfood )   |                                |                                      |                                  |                     |                      |
|                      | centers n.e.c )   | 16                             | 3654                                 | 3546                             | 108                 | -                    |
|                      | Autonomous Region in Muslim Mindanao  | 4                              | 251                                  | 251                              | -                   | -                    |
| 551                  | Hotels, camping sites and other provisions )  |                                |                                      |                                  |                     |                      |
|                      | of short-stay accommodation )   |                                |                                      |                                  |                     |                      |
| 5521                 | Restaurants, cafes and fastfood centers )   | 4                              | 251                                  | 251                              | -                   | -                    |

Table 9.1 Number of Establishments and Value of Inventories for Hotel and Restaurant Establishments with Average Total Employment of 20 and Over by Region and Industry Class: Philippines, 2005 - (Continued)

(Value in thousand pesos. Details may not add up to total due to rounding)

| 1994<br>PSIC<br>Code | Region/<br>Industry Description   | Value of Inventories as of December 31 |                                  |                  |                   |
|----------------------|---|--|----------------------------------|------------------|-------------------|
|                      |   | Total                                  | Materials, Supplies<br>and Fuels | Goods for Resale | Other Inventories |
|                      |   | (6)                                    | (7)                              | (8)              | (9)               |
|                      | <b>Philippines</b>  | <b>2,776,836</b>                       | <b>2,414,121</b>                 | <b>362,715</b>   | -                 |
|                      | National Capital Region   | 1,656,413                              | 1,410,765                        | 245,648          | -                 |
| 551                  | Hotels, camping sites and other provisions<br>of short-stay accommodation   | 383,891                                | 318,689                          | 65,202           | -                 |
| 5521                 | Restaurants, cafes and fastfood centers   | 1,209,610                              | 1,033,625                        | 175,985          | -                 |
| 5522-5529            | Refreshment stands, kiosks, counters, day<br>and night clubs, bars and cocktail lounges<br>and other restaurants, cafes and fastfood<br>centers n.e.c | 62,912                                 | 58,451                           | 4,462            | -                 |
|                      | Cordillera Administrative Region  | 55,277                                 | 52,609                           | 2,668            | -                 |
| 551                  | Hotels, camping sites and other provisions<br>of short-stay accommodation   | 11,479                                 | 8,902                            | 2,577            | -                 |
| 5521                 | Restaurants, cafes and fastfood centers   | 43,308                                 | 43,217                           | 91               | -                 |
| 5522-5529            | Refreshment stands, kiosks, counters, day<br>and night clubs, bars and cocktail lounges<br>and other restaurants, cafes and fastfood<br>centers n.e.c | 490                                    | 490                              | -                | -                 |
|                      | Region I - Ilocos   | 46,422                                 | 36,014                           | 10,409           | -                 |
| 551                  | Hotels, camping sites and other provisions<br>of short-stay accommodation   | 4,483                                  | 4,352                            | 132              | -                 |
| 5521                 | Restaurants, cafes and fastfood centers   | 29,875                                 | 24,398                           | 5,477            | -                 |
| 5522-5529            | Refreshment stands, kiosks, counters, day<br>and night clubs, bars and cocktail lounges<br>and other restaurants, cafes and fastfood<br>centers n.e.c | 12,064                                 | 7,264                            | 4,800            | -                 |
|                      | Region II - Cagayan Valley  | 9,490                                  | 6,970                            | 2,519            | -                 |
| 551                  | Hotels, camping sites and other provisions<br>of short-stay accommodation   | 234                                    | 192                              | 42               | -                 |
| 5521                 | Restaurants, cafes and fastfood centers   | 9,256                                  | 6,779                            | 2,477            | -                 |
|                      | Region III - Central Luzon  | 362,681                                | 325,570                          | 37,111           | -                 |
| 551                  | Hotels, camping sites and other provisions<br>of short-stay accommodation   | 252,496                                | 231,229                          | 21,267           | -                 |
| 5521                 | Restaurants, cafes and fastfood centers   | 107,092                                | 91,743                           | 15,349           | -                 |
| 5522-5529            | Refreshment stands, kiosks, counters, day<br>and night clubs, bars and cocktail lounges<br>and other restaurants, cafes and fastfood<br>centers n.e.c | 3,094                                  | 2,599                            | 495              | -                 |
|                      | Region IV-A CALABARZON  | 94,950                                 | 78,771                           | 16,179           | -                 |
| 551                  | Hotels, camping sites and other provisions<br>of short-stay accommodation   | 14,209                                 | 9,117                            | 5,093            | -                 |
| 5521                 | Restaurants, cafes and fastfood centers   | 73,479                                 | 64,113                           | 9,366            | -                 |

Table 9.1 Number of Establishments and Value of Inventories for Hotel and Restaurant Establishments with Average Total Employment of 20 and Over by Region and Industry Class: Philippines, 2005 - (Continued)

(Value in thousand pesos. Details may not add up to total due to rounding)

| 1994<br>PSIC<br>Code | Region/<br>Industry Description   | Value of Inventories as of December 31 |                                  |                  |                   |
|----------------------|---|--|----------------------------------|------------------|-------------------|
|                      |   | Total                                  | Materials, Supplies<br>and Fuels | Goods for Resale | Other Inventories |
|                      |   | (6)                                    | (7)                              | (8)              | (9)               |
| 5522-5529            | Refreshment stands, kiosks, counters, day<br>and night clubs, bars and cocktail lounges<br>and other restaurants, cafes and fastfood<br>centers n.e.c | 7,262                                  | 5,542                            | 1,721            | -                 |
|                      | Region IV-B MIMAROPA  | 39,736                                 | 28,431                           | 11,305           | -                 |
| 551                  | Hotels, camping sites and other provisions<br>of short-stay accommodation   | 36,409                                 | 25,687                           | 10,721           | -                 |
| 5521                 | Restaurants, cafes and fastfood centers   | 3,327                                  | 2,744                            | 583              | -                 |
|                      | Region V - Bicol  | 21,485                                 | 20,016                           | 1,468            | -                 |
| 551                  | Hotels, camping sites and other provisions<br>of short-stay accommodation   | 700                                    | 700                              | -                | -                 |
| 5521                 | Restaurants, cafes and fastfood centers   | 15,162                                 | 13,694                           | 1,468            | -                 |
| 5522-5529            | Refreshment stands, kiosks, counters, day<br>and night clubs, bars and cocktail lounges<br>and other restaurants, cafes and fastfood<br>centers n.e.c | 5,622                                  | 5,622                            | -                | -                 |
|                      | Region VI - Western Visayas   | 74,487                                 | 66,300                           | 8,187            | -                 |
| 551                  | Hotels, camping sites and other provisions<br>of short-stay accommodation   | 16,747                                 | 15,089                           | 1,658            | -                 |
| 5521                 | Restaurants, cafes and fastfood centers   | 52,826                                 | 47,398                           | 5,428            | -                 |
| 5522-5529            | Refreshment stands, kiosks, counters, day<br>and night clubs, bars and cocktail lounges<br>and other restaurants, cafes and fastfood<br>centers n.e.c | 4,914                                  | 3,813                            | 1,101            | -                 |
|                      | Region VII - Central Visayas  | 214,570                                | 206,325                          | 8,246            | -                 |
| 551                  | Hotels, camping sites and other provisions<br>of short-stay accommodation   | 91,151                                 | 88,565                           | 2,587            | -                 |
| 5521                 | Restaurants, cafes and fastfood centers   | 121,552                                | 116,381                          | 5,171            | -                 |
| 5522-5529            | Refreshment stands, kiosks, counters, day<br>and night clubs, bars and cocktail lounges<br>and other restaurants, cafes and fastfood<br>centers n.e.c | 1,867                                  | 1,379                            | 488              | -                 |
|                      | Region VIII - Eastern Visayas   | 7,920                                  | 7,779                            | 142              | -                 |
| 551                  | Hotels, camping sites and other provisions<br>of short-stay accommodation   | 1,473                                  | 1,331                            | 142              | -                 |
| 5521                 | Restaurants, cafes and fastfood centers   | 3,467                                  | 3,467                            | -                | -                 |
| 5522-5529            | Refreshment stands, kiosks, counters, day<br>and night clubs, bars and cocktail lounges<br>and other restaurants, cafes and fastfood<br>centers n.e.c | 2,980                                  | 2,980                            | -                | -                 |
|                      | Region IX - Zamboanga Peninsula   | 18,110                                 | 17,474                           | 636              | -                 |
| 551                  | Hotels, camping sites and other provisions<br>of short-stay accommodation   | 5,996                                  | 5,996                            | -                | -                 |

Table 9.1 Number of Establishments and Value of Inventories for Hotel and Restaurant Establishments with Average Total Employment of 20 and Over by Region and Industry Class: Philippines, 2005 - (Concluded)

(Value in thousand pesos. Details may not add up to total due to rounding)

| 1994<br>PSIC<br>Code | Region/<br>Industry Description              | Value of Inventories as of December 31 |                                  |                  |                   |
|----------------------|--|--|----------------------------------|------------------|-------------------|
|                      |  | Total                                  | Materials, Supplies<br>and Fuels | Goods for Resale | Other Inventories |
|                      |  | (6)                                    | (7)                              | (8)              | (9)               |
| 5521                 | Restaurants, cafes and fastfood centers )    |  |                                  |                  |                   |
| 5522-5529            | Refreshment stands, kiosks, counters, day )  |  |                                  |                  |                   |
|                      | and night clubs, bars and cocktail lounges ) |  |                                  |                  |                   |
|                      | and other restaurants, cafes and fastfood )  |  |                                  |                  |                   |
|                      | centers n.e.c )                              | 12,115                                 | 11,478                           | 636              | -                 |
|                      | Region X - Northern Mindanao                 | 64,378                                 | 60,966                           | 3,412            | -                 |
| 551                  | Hotels, camping sites and other provisions ) |  |                                  |                  |                   |
|                      | of short-stay accommodation )                | 6,745                                  | 3,748                            | 2,997            | -                 |
| 5521                 | Restaurants, cafes and fastfood centers )    | 56,883                                 | 56,469                           | 415              | -                 |
| 5522-5529            | Refreshment stands, kiosks, counters, day )  |  |                                  |                  |                   |
|                      | and night clubs, bars and cocktail lounges ) |  |                                  |                  |                   |
|                      | and other restaurants, cafes and fastfood )  |  |                                  |                  |                   |
|                      | centers n.e.c )                              | 749                                    | 749                              | -                | -                 |
|                      | Region XI - Davao                            | 73,976                                 | 65,256                           | 8,720            | -                 |
| 551                  | Hotels, camping sites and other provisions ) |  |                                  |                  |                   |
|                      | of short-stay accommodation )                | 25,886                                 | 21,332                           | 4,554            | -                 |
| 5521                 | Restaurants, cafes and fastfood centers )    | 47,179                                 | 43,013                           | 4,166            | -                 |
| 5522-5529            | Refreshment stands, kiosks, counters, day )  |  |                                  |                  |                   |
|                      | and night clubs, bars and cocktail lounges ) |  |                                  |                  |                   |
|                      | and other restaurants, cafes and fastfood )  |  |                                  |                  |                   |
|                      | centers n.e.c )                              | 911                                    | 911                              | -                | -                 |
|                      | Region XII - SOCCSKSARGEN                    | 25,717                                 | 24,172                           | 1,544            | -                 |
| 551                  | Hotels, camping sites and other provisions ) |  |                                  |                  |                   |
|                      | of short-stay accommodation )                | 3,177                                  | 2,320                            | 856              | -                 |
| 5521                 | Restaurants, cafes and fastfood centers )    | 21,531                                 | 21,531                           | -                | -                 |
| 5522-5529            | Refreshment stands, kiosks, counters, day )  |  |                                  |                  |                   |
|                      | and night clubs, bars and cocktail lounges ) |  |                                  |                  |                   |
|                      | and other restaurants, cafes and fastfood )  |  |                                  |                  |                   |
|                      | centers n.e.c )                              | 1,009                                  | 321                              | 688              | -                 |
|                      | Region XIII - Caraga                         | 10,941                                 | 6,419                            | 4,521            | -                 |
| 551                  | Hotels, camping sites and other provisions ) |  |                                  |                  |                   |
|                      | of short-stay accommodation )                | 7,569                                  | 3,156                            | 4,413            | -                 |
| 5521                 | Restaurants, cafes and fastfood centers )    |  |                                  |                  |                   |
| 5522-5529            | Refreshment stands, kiosks, counters, day )  |  |                                  |                  |                   |
|                      | and night clubs, bars and cocktail lounges ) |  |                                  |                  |                   |
|                      | and other restaurants, cafes and fastfood )  |  |                                  |                  |                   |
|                      | centers n.e.c )                              | 3,371                                  | 3,262                            | 108              | -                 |
|                      | Autonomous Region in Muslim Mindanao         | 283                                    | 283                              | -                | -                 |
| 551                  | Hotels, camping sites and other provisions ) |  |                                  |                  |                   |
|                      | of short-stay accommodation )                |  |                                  |                  |                   |
| 5521                 | Restaurants, cafes and fastfood centers )    | 283                                    | 283                              | -                | -                 |

) - Combined data

**For Establishments  
with Average Total  
Employment of Less Than 20**

Table 1 Summary Statistics for Hotel and Restaurant Establishments with Average Total Employment of Less Than 20 by Industry Class: Philippines, 2005

(Value in thousand pesos. Details may not add up to total due to rounding)

| 1994<br>PSIC<br>Code | Industry Description  | Number<br>of<br>Establishments | Employment<br>As of November 15 |                   |                   | Total<br>Compensation | Total<br>Revenue  |
|----------------------|---|--------------------------------|---------------------------------|-------------------|-------------------|-----------------------|-------------------|
|                      |   |                                | Total                           | Paid<br>Employees | Unpaid<br>Workers |                       |                   |
|                      |   | (1)                            | (2)                             | (3)               | (4)               | (5)                   | (6)               |
|                      | <b>Hotels and Restaurants</b>   | <b>92,198</b>                  | <b>388,972</b>                  | <b>246,119</b>    | <b>142,853</b>    | <b>10,711,103</b>     | <b>70,599,990</b> |
| 551                  | Hotels, camping sites and other provisions of short-stay accommodation  | 3,502                          | 18,375                          | 15,381            | 2,994             | 1,006,309             | 4,496,658         |
| 5521                 | Restaurants, cafes and fastfood centers   | 71,433                         | 296,020                         | 179,130           | 116,890           | 7,303,092             | 51,993,258        |
| 5522-5529            | Refreshment stands, kiosks, counters, day and night clubs, bars and cocktail lounges and other restaurants, cafes and fastfood centers n.e.c. | 17,263                         | 74,577                          | 51,608            | 22,969            | 2,401,703             | 14,110,073        |

| 1994<br>PSIC<br>Code | Industry Description  | Total Cost        | Gross Additions<br>to Fixed Assets | Change<br>in Inventories | Value Added       | Subsidies |
|----------------------|---|-------------------|------------------------------------|--------------------------|-------------------|-----------|
|                      |   | (7)               | (8)                                | (9)                      | (10)              | (11)      |
|                      | <b>Hotels and Restaurants</b>   | <b>50,484,289</b> | <b>527,338</b>                     | <b>293,327</b>           | <b>22,146,900</b> | <b>-</b>  |
| 551                  | Hotels, camping sites and other provisions of short-stay accommodation  | 2,450,486         | 283,170                            | 42,983                   | 2,376,773         | -         |
| 5521                 | Restaurants, cafes and fastfood centers   | 39,162,213        | 189,403                            | 152,854                  | 14,035,999        | -         |
| 5522-5529            | Refreshment stands, kiosks, counters, day and night clubs, bars and cocktail lounges and other restaurants, cafes and fastfood centers n.e.c. | 8,871,590         | 54,765                             | 97,490                   | 5,734,128         | -         |

Table 4 Number of Establishments and Revenue by Type for Hotel and Restaurant Establishments with Average Total Employment of Less Than 20 by Industry Class: Philippines, 2005

(Value in thousand pesos. Details may not add up to total due to rounding)

| 1994<br>PSIC<br>Code | Industry Description  | Number<br>of<br>Establishments | Total             | Type of Revenue           |                              |  |
|----------------------|---|--------------------------------|-------------------|---------------------------|------------------------------|--|
|                      |   |                                |                   | Value of Main<br>Activity | Value of Goods<br>for Resale | Value of Industrial<br>Services Done<br>for Others |
|                      |   |                                |                   | (1)                       | (2)                          | (3)  |
|                      | <b>Hotels and Restaurants</b>   | <b>92,198</b>                  | <b>70,599,990</b> | <b>68,347,414</b>         | <b>2,023,986</b>             | <b>-</b>   |
| 551                  | Hotels, camping sites and other provisions of short-stay accommodation  | 3,502                          | 4,496,658         | 4,313,115                 | 114,491                      | -  |
| 5521                 | Restaurants, cafes and fastfood centers   | 71,433                         | 51,993,258        | 50,162,491                | 1,694,397                    | -  |
| 5522-5529            | Refreshment stands, kiosks, counters, day and night clubs, bars and cocktail lounges and other restaurants, cafes and fastfood centers n.e.c. | 17,263                         | 14,110,073        | 13,871,808                | 215,098                      | -  |

| 1994<br>PSIC<br>Code | Industry Description  | Type of Revenue  |                    |                    |                                |               |
|----------------------|---|--|--------------------|--------------------|--------------------------------|---------------|
|                      |   | Value of Non-<br>Industrial Services<br>Done<br>for Others | Interest<br>Income | Dividend<br>Income | Commissions<br>and Fees Earned | Other Income  |
|                      |   | (6)  | (7)                | (8)                | (9)                            | (10)          |
|                      | <b>Hotels and Restaurants</b>   | <b>211,937</b>   | <b>2,959</b>       | <b>-</b>           | <b>-</b>                       | <b>13,694</b> |
| 551                  | Hotels, camping sites and other provisions of short-stay accommodation  | 55,359   | -                  | -                  | -                              | 13,694        |
| 5521                 | Restaurants, cafes and fastfood centers   | 136,370  | -                  | -                  | -                              | -             |
| 5522-5529            | Refreshment stands, kiosks, counters, day and night clubs, bars and cocktail lounges and other restaurants, cafes and fastfood centers n.e.c. | 20,208   | 2,959              | -                  | -                              | -             |



Table 4a Number of Establishments and Value of Non-Industrial Services Done for Others by Hotel and Restaurant Establishments with Average Total Employment of Less Than 20 by Industry Class: Philippines, 2005

(Value in thousand pesos. Details may not add up to total due to rounding)

| 1994<br>PSIC<br>Code | Industry Description  | Number<br>of<br>Establishments | Total          | Type of Non-Industrial Services Done for Others |   |                        |                                      |
|----------------------|---|--------------------------------|----------------|---|---|------------------------|--------------------------------------|
|                      |   |                                |                | Rent Income<br>for Land                         | Rental Income<br>from Buildings<br>and Structures | Other Rental<br>Income | Other Non-<br>Industrial<br>Services |
|                      |   |                                |                | (1)   | (2)   | (3)                    | (4)                                  |
|                      | <b>Hotels and Restaurants</b>   | <b>92,198</b>                  | <b>211,937</b> | -   | <b>50,635</b>                                     | <b>154,865</b>         | <b>6,436</b>                         |
| 551                  | Hotels, camping sites and other provisions of short-stay accommodation  | 3,502                          | 55,359         | -   | 50,635  | 2,834                  | 1,889                                |
| 5521                 | Restaurants, cafes and fastfood centers   | 71,433                         | 136,370        | -   | -   | 136,370                | -                                    |
| 5522-5529            | Refreshment stands, kiosks, counters, day and night clubs, bars and cocktail lounges and other restaurants, cafes and fastfood centers n.e.c. | 17,263                         | 20,208         | -   | -   | 15,661                 | 4,547                                |

Table 5 Number of Establishments and Cost by Type for Hotel and Restaurant Establishments with Average Total Employment of Less Than 20 by Industry Class: Philippines, 2005

(Value in thousand pesos. Details may not add up to total due to rounding)

| 1994<br>PSIC<br>Code | Industry Description  | Number<br>of<br>Establishments | Total             | Type of Cost                           |                               |  |
|----------------------|---|--------------------------------|-------------------|--|-------------------------------|--|
|                      |   |                                |                   | Materials<br>and Supplies<br>Purchased | Goods Purchased<br>for Resale | Fuels Purchased to Run<br>Motor Vehicles, Machinery<br>and Other Equipment |
|                      |   |                                |                   | (1)                                    | (2)                           | (3)  |
|                      | <b>Hotels and Restaurants</b>   | <b>92,198</b>                  | <b>50,484,289</b> | <b>39,047,423</b>                      | <b>1,585,769</b>              | <b>1,289,414</b>   |
| 551                  | Hotels, camping sites and other provisions of short-stay accommodation  | 3,502                          | 2,450,486         | 1,266,581                              | 52,962                        | 80,081   |
| 5521                 | Restaurants, cafes and fastfood centers   | 71,433                         | 39,162,213        | 31,370,085                             | 1,363,700                     | 1,054,931  |
| 5522-5529            | Refreshment stands, kiosks, counters, day and night clubs, bars and cocktail lounges and other restaurants, cafes and fastfood centers n.e.c. | 17,263                         | 8,871,590         | 6,410,758                              | 169,107                       | 154,401  |

Table 5 Number of Establishments and Cost by Type for Hotel and Restaurant Establishments with Average Total Employment of Less Than 20 by Industry Class: Philippines, 2005 - (Continued)

(Value in thousand pesos. Details may not add up to total due to rounding)

| 1994<br>PSIC<br>Code | Industry Description  | Type of Cost             |                                       |  |                      |                   |
|----------------------|---|--------------------------|---------------------------------------|--|----------------------|-------------------|
|                      |   | Electricity<br>Purchased | Industrial Services<br>Done by Others | Non-Industrial<br>Services Done<br>by Others | Interest<br>Expenses | Indirect<br>Taxes |
|                      |   | (6)                      | (7)                                   | (8)  | (9)                  | (10)              |
|                      | <b>Hotels and Restaurants</b>   | <b>2,511,760</b>         | <b>708,491</b>                        | <b>3,585,668</b>                             | <b>9,070</b>         | <b>818,801</b>    |
| 551                  | Hotels, camping sites and other provisions of short-stay accommodation  | 230,474                  | 41,628                                | 488,780                                      | 2,834                | 106,253           |
| 5521                 | Restaurants, cafes and fastfood centers   | 1,719,684                | 591,136                               | 2,010,577                                    | -                    | 484,117           |
| 5522-5529            | Refreshment stands, kiosks, counters, day and night clubs, bars and cocktail lounges and other restaurants, cafes and fastfood centers n.e.c. | 561,601                  | 75,727                                | 1,086,311                                    | 6,236                | 228,431           |

| 1994<br>PSIC<br>Code | Industry Description  | Type of Cost                     |   |                              |                |              |
|----------------------|---|----------------------------------|---|------------------------------|----------------|--------------|
|                      |   | Computer<br>Software<br>Expenses | Research<br>and Experimental<br>Development | Bad<br>and Doubtful<br>Debts | Depreciation   | Other Cost   |
|                      |   | (11)                             | (12)  | (13)                         | (14)           | (15)         |
|                      | <b>Hotels and Restaurants</b>   | <b>15,530</b>                    | <b>-</b>                                    | <b>27,929</b>                | <b>882,072</b> | <b>2,362</b> |
| 551                  | Hotels, camping sites and other provisions of short-stay accommodation  | -                                | -   | 10,430                       | 168,101        | 2,362        |
| 5521                 | Restaurants, cafes and fastfood centers   | -                                | -   | -                            | 567,983        | -            |
| 5522-5529            | Refreshment stands, kiosks, counters, day and night clubs, bars and cocktail lounges and other restaurants, cafes and fastfood centers n.e.c. | 15,530                           | -   | 17,499                       | 145,988        | -            |

Table 5a Number of Establishments and Value of Industrial Services Done by Others for Hotel and Restaurant Establishments with Average Total Employment of Less Than 20 by Industry Class: Philippines, 2005

(Value in thousand pesos. Details may not add up to total due to rounding)

| 1994<br>PSIC<br>Code | Industry Description  | Number<br>of<br>Establishments | Total          | Type of Industrial Services Done by Others |                           |
|----------------------|---|--------------------------------|----------------|--|---------------------------|
|                      |   |                                |                | Contract and Commission<br>Work            | Other Industrial Services |
|                      |   |                                |                | (3)  | (4)                       |
|                      | <b>Hotels and Restaurants</b>   | <b>92,198</b>                  | <b>708,491</b> | -  | <b>708,491</b>            |
| 551                  | Hotels, camping sites and other provisions of short-stay accommodation  | 3,502                          | 41,628         | -  | 41,628                    |
| 5521                 | Restaurants, cafes and fastfood centers   | 71,433                         | 591,136        | -  | 591,136                   |
| 5522-5529            | Refreshment stands, kiosks, counters, day and night clubs, bars and cocktail lounges and other restaurants, cafes and fastfood centers n.e.c. | 17,263                         | 75,727         | -  | 75,727                    |

Table 5b Number of Establishments and Value of Non-Industrial Services Done by Others for Hotel and Restaurant Establishments with Average Total Employment of Less Than 20 by Industry Class: Philippines, 2005

(Value in thousand pesos. Details may not add up to total due to rounding)

| 1994<br>PSIC<br>Code | Industry Description  | Number<br>of<br>Establishments | Total            | Type of Non-Industrial Services Done by Others |   |                         |                                      |
|----------------------|---|--------------------------------|------------------|--|---|-------------------------|--------------------------------------|
|                      |   |                                |                  | Rent Expense<br>for Land                       | Rental<br>Expense<br>for Building<br>and Structures | Other Rental<br>Expense | Other Non-<br>Industrial<br>Services |
|                      |   |                                |                  | (3)  | (4)   | (5)                     | (6)                                  |
|                      | <b>Hotels and Restaurants</b>   | <b>92,198</b>                  | <b>3,585,668</b> | <b>479,012</b>                                 | <b>2,573,909</b>                                    | <b>30,571</b>           | <b>502,176</b>                       |
| 551                  | Hotels, camping sites and other provisions of short-stay accommodation  | 3,502                          | 488,780          | -  | 303,806   | 189                     | 184,784                              |
| 5521                 | Restaurants, cafes and fastfood centers   | 71,433                         | 2,010,577        | 454,567  | 1,430,603   | -                       | 125,408                              |
| 5522-5529            | Refreshment stands, kiosks, counters, day and night clubs, bars and cocktail lounges and other restaurants, cafes and fastfood centers n.e.c. | 17,263                         | 1,086,311        | 24,445   | 839,499   | 30,382                  | 191,984                              |

Table 6 Number of Establishments, Gross Additions to Fixed Assets, Capital Expenditures for Fixed Assets and Sale of Fixed Assets for Hotel and Restaurant Establishments with Average Total Employment of Less Than 20 by Industry Class: Philippines, 2005

(Value in thousand pesos. Details may not add up to total due to rounding)

| 1994<br>PSIC<br>Code | Industry Description   | Number<br>of<br>Establishments | Gross Additions<br>to Fixed Assets | Total Capital Expenditures<br>for Fixed Assets | Sale of Fixed Assets |
|----------------------|--|--------------------------------|------------------------------------|--|----------------------|
|                      |  | (1)                            | (2)                                | (3)  | (4)                  |
|                      | <b>Hotels and Restaurants</b>  | <b>92,198</b>                  | <b>527,338</b>                     | <b>534,895</b>                                 | <b>7,558</b>         |
| 551                  | Hotels, camping sites and other provisions<br>of short-stay accommodation  | 3,502                          | 283,170                            | 290,728  | 7,558                |
| 5521                 | Restaurants, cafes and fastfood centers  | 71,433                         | 189,403                            | 189,403  | -                    |
| 5522-5529            | Refreshment stands, kiosks, counters, day<br>and night clubs, bars and cocktail lounges<br>and other restaurants, cafes and fastfood<br>centers n.e.c. | 17,263                         | 54,765                             | 54,765   | -                    |

Table 6a Number of Establishments and Sale of Fixed Assets by Type for Hotel and Restaurant Establishments with Average Total Employment of Less Than 20 by Industry Class: 2005

(Value in thousand pesos. Details may not add up to total due to rounding)

| 1994<br>PSIC<br>Code | Industry Description   | Number<br>of<br>Establishments | Total Sales<br>of Fixed<br>Assets | Type of Fixed Assets |  |                     |
|----------------------|--|--------------------------------|-----------------------------------|----------------------|--|---------------------|
|                      |  |                                |                                   | Land                 | Buildings,<br>Other Structures<br>and Land<br>Improvements | Transport Equipment |
|                      |  |                                |                                   | (3)                  | (4)  | (5)                 |
|                      | <b>Hotels and Restaurants</b>  | <b>92,198</b>                  | <b>7,558</b>                      | <b>1,889</b>         | <b>5,668</b>   | <b>-</b>            |
| 551                  | Hotels, camping sites and other provisions<br>of short-stay accommodation  | 3,502                          | 7,558                             | 1,889                | 5,668  | -                   |
| 5521                 | Restaurants, cafes and fastfood centers  | 71,433                         | -                                 | -                    | -  | -                   |
| 5522-5529            | Refreshment stands, kiosks, counters, day<br>and night clubs, bars and cocktail lounges<br>and other restaurants, cafes and fastfood<br>centers n.e.c. | 17,263                         | -                                 | -                    | -  | -                   |

Table 6a Number of Establishments and Sale of Fixed Assets by Type for Hotel and Restaurant Establishments with Average Total of Employment of Less Than 20 by Industry Class: Philippines, 2005 - *(Concluded)*

(Value in thousand pesos. Details may not add up to total due to rounding)

| 1994<br>PSIC<br>Code | Industry Description   | Type of Fixed Assets           |                                  |                                    |                 |
|----------------------|--|--------------------------------|----------------------------------|------------------------------------|-----------------|
|                      |  | ICT Machinery<br>and Equipment | Other Machinery<br>and Equipment | Computer Software<br>and Databases | Other<br>Assets |
|                      |  | (6)                            | (7)                              | (8)                                | (9)             |
|                      | <b>Hotels and Restaurants</b>  | -                              | -                                | -                                  | -               |
| 551                  | Hotels, camping sites and other provisions<br>of short-stay accommodation  | -                              | -                                | -                                  | -               |
| 5521                 | Restaurants, cafes and fastfood centers  | -                              | -                                | -                                  | -               |
| 5522-5529            | Refreshment stands, kiosks, counters, day<br>and night clubs, bars and cocktail lounges<br>and other restaurants, cafes and fastfood<br>centers n.e.c. | -                              | -                                | -                                  | -               |

Table 7 Number of Establishments and Capital Expenditures by Type of Fixed Assets for Hotel and Restaurant Establishments with Average Total Employment of Less Than 20 by Industry Class: Philippines, 2005

(Value in thousand pesos. Details may not add up to total due to rounding)

| 1994<br>PSIC<br>Code | Industry Description   | Number<br>of<br>Establishments | Total          | Capital Expenditures by Type of Fixed Assets |  |                        |
|----------------------|--|--------------------------------|----------------|--|--|------------------------|
|                      |  |                                |                | Land   | Buildings, Other<br>Structures<br>and Land<br>Improvements | Transport<br>Equipment |
|                      |  |                                |                | (3)  | (4)  | (5)                    |
|                      | <b>Hotels and Restaurants</b>  | <b>92,198</b>                  | <b>534,895</b> | <b>90,690</b>                                | <b>198,210</b>   | -                      |
| 551                  | Hotels, camping sites and other provisions<br>of short-stay accommodation  | 3,502                          | 290,728        | 90,690                                       | 185,159  | -                      |
| 5521                 | Restaurants, cafes and fastfood centers  | 71,433                         | 189,403        | -  | -  | -                      |
| 5522-5529            | Refreshment stands, kiosks, counters, day<br>and night clubs, bars and cocktail lounges<br>and other restaurants, cafes and fastfood<br>centers n.e.c. | 17,263                         | 54,765         | -  | 13,051   | -                      |

Table 7 Number of Establishments and Capital Expenditures by Type of Fixed Assets for Hotel and Restaurant Establishments with Average Total Employment of Less Than 20 by Industry Class: Philippines, 2005 - (Concluded)

(Value in thousand pesos. Details may not add up to total due to rounding)

| 1994<br>PSIC<br>Code | Industry Description  | Capital Expenditures by Type of Fixed Assets |                                  |                                    |              |
|----------------------|---|--|----------------------------------|------------------------------------|--------------|
|                      |   | ICT Machinery<br>and Equipment               | Other Machinery<br>and Equipment | Computer Software<br>and Databases | Other Assets |
|                      |   | (6)  | (7)                              | (8)                                | (9)          |
|                      | <b>Hotels and Restaurants</b>   | -  | <b>245,996</b>                   | -                                  | -            |
| 551                  | Hotels, camping sites and other provisions of short-stay accommodation  | -  | 14,879                           | -                                  | -            |
| 5521                 | Restaurants, cafes and fastfood centers   | -  | 189,403                          | -                                  | -            |
| 5522-5529            | Refreshment stands, kiosks, counters, day and night clubs, bars and cocktail lounges and other restaurants, cafes and fastfood centers n.e.c. | -  | 41,714                           | -                                  | -            |

Table 7a Number of Establishments and Capital Expenditures for All Fixed Assets by Mode of Acquisition for Hotel and Restaurant Establishments with Average Total Employment of Less Than 20 by Industry Class: Philippines, 2005

(Value in thousand pesos. Details may not add up to total due to rounding)

| 1994<br>PSIC<br>Code | Industry Description  | Number<br>of<br>Establishments | Total          | Mode of Acquisition |  |                                  |  |
|----------------------|---|--------------------------------|----------------|---------------------|--|----------------------------------|--|
|                      |   |                                |                | New Fixed<br>Assets | Major<br>Alterations<br>and<br>Improvement<br>of Fixed<br>Assets | Land<br>and Used<br>Fixed Assets | Fixed<br>Assets<br>Produced on<br>Own<br>Account |
|                      |   |                                |                | (3)                 | (4)  | (5)                              | (6)  |
|                      | <b>Hotels and Restaurants</b>   | <b>92,198</b>                  | <b>534,895</b> | <b>336,686</b>      | <b>198,210</b>   | -                                | -  |
| 551                  | Hotels, camping sites and other provisions of short-stay accommodation  | 3,502                          | 290,728        | 105,569             | 185,159  | -                                | -  |
| 5521                 | Restaurants, cafes and fastfood centers   | 71,433                         | 189,403        | 189,403             | -  | -                                | -  |
| 5522-5529            | Refreshment stands, kiosks, counters, day and night clubs, bars and cocktail lounges and other restaurants, cafes and fastfood centers n.e.c. | 17,263                         | 54,765         | 41,714              | 13,051   | -                                | -  |

Table 8. Number of Establishments, Book Value by Type of Fixed Assets and Intangible Assets for Hotel and Restaurant Establishments with Average Total Employment of Less Than 20 by Industry Class: Philippines, 2005

(Value in thousand pesos. Details may not add up to total due to rounding)

| 1994<br>PSIC<br>Code | Industry Description  | Number<br>of<br>Establishments | Total             | Type of Fixed Assets |   |                        |
|----------------------|---|--------------------------------|-------------------|----------------------|---|------------------------|
|                      |   |                                |                   | Land                 | Buildings, Other<br>Structures and Land<br>Improvements | Transport<br>Equipment |
|                      |   |                                |                   | (1)                  | (2)   | (3)                    |
|                      | <b>Hotels and Restaurants</b>   | <b>92,198</b>                  | <b>26,540,957</b> | <b>8,007,629</b>     | <b>13,442,514</b>                                       | <b>1,183,114</b>       |
| 551                  | Hotels, camping sites and other provisions of short-stay accommodation  | 3,502                          | 11,765,930        | 3,514,808            | 7,082,586   | 198,149                |
| 5521                 | Restaurants, cafes and fastfood centers   | 71,433                         | 10,457,912        | 3,336,519            | 5,099,887   | 424,262                |
| 5522-5529            | Refreshment stands, kiosks, counters, day and night clubs, bars and cocktail lounges and other restaurants, cafes and fastfood centers n.e.c. | 17,263                         | 4,317,116         | 1,156,301            | 1,260,041   | 560,703                |

| 1994<br>PSIC<br>Code | Industry Description  | Type of Fixed Assets           |                                  |                                    |              | Total Value of<br>Intangible<br>Assets |
|----------------------|---|--------------------------------|----------------------------------|------------------------------------|--------------|--|
|                      |   | ICT Machinery<br>and Equipment | Other Machinery<br>and Equipment | Computer Software<br>and Databases | Other Assets |  |
|                      |   | (6)                            | (7)                              | (8)                                | (9)          |  |
|                      | <b>Hotels and Restaurants</b>   | <b>101,404</b>                 | <b>3,803,372</b>                 | <b>2,925</b>                       | <b>-</b>     | <b>-</b>                               |
| 551                  | Hotels, camping sites and other provisions of short-stay accommodation  | 1,597                          | 968,790                          | -                                  | -            | -                                      |
| 5521                 | Restaurants, cafes and fastfood centers   | 83,337                         | 1,513,906                        | -                                  | -            | -                                      |
| 5522-5529            | Refreshment stands, kiosks, counters, day and night clubs, bars and cocktail lounges and other restaurants, cafes and fastfood centers n.e.c. | 16,470                         | 1,320,676                        | 2,925                              | -            | -                                      |

Table 9 Number of Establishments and Value of Inventories for Hotel and Restaurant Establishments with Average Total Employment of Less Than 20 by Industry Class: Philippines, 2005

(Value in thousand pesos. Details may not add up to total due to rounding)

| 1994<br>PSIC<br>Code | Industry Description  | Number<br>of<br>Establishments | Value of Inventories as of January 1 |                                  |                     |                      |
|----------------------|---|--------------------------------|--------------------------------------|----------------------------------|---------------------|----------------------|
|                      |   |                                | Total                                | Materials, Supplies<br>and Fuels | Goods<br>for Resale | Other<br>Inventories |
|                      |   |                                | (1)                                  | (2)                              | (3)                 | (4)                  |
|                      | <b>Hotels and Restaurants</b>   | <b>92,198</b>                  | <b>496,978</b>                       | <b>452,142</b>                   | <b>44,835</b>       | <b>-</b>             |
| 551                  | Hotels, camping sites and other provisions of short-stay accommodation  | 3,502                          | 226,268                              | 213,808                          | 12,460              | -                    |
| 5521                 | Restaurants, cafes and fastfood centers   | 71,433                         | 221,470                              | 198,439                          | 23,031              | -                    |
| 5522-5529            | Refreshment stands, kiosks, counters, day and night clubs, bars and cocktail lounges and other restaurants, cafes and fastfood centers n.e.c. | 17,263                         | 49,240                               | 39,895                           | 9,344               | -                    |

| 1994<br>PSIC<br>Code | Industry Description  | Value of Inventories as December 31 |                                  |                  |                   |
|----------------------|---|-------------------------------------|----------------------------------|------------------|-------------------|
|                      |   | Total                               | Materials, Supplies<br>and Fuels | Goods for Resale | Other Inventories |
|                      |   | (6)                                 | (7)                              | (8)              | (9)               |
|                      | <b>Hotels and Restaurants</b>   | <b>790,305</b>                      | <b>696,279</b>                   | <b>94,026</b>    | <b>-</b>          |
| 551                  | Hotels, camping sites and other provisions of short-stay accommodation  | 269,251                             | 253,659                          | 15,592           | -                 |
| 5521                 | Restaurants, cafes and fastfood centers   | 374,324                             | 335,686                          | 38,638           | -                 |
| 5522-5529            | Refreshment stands, kiosks, counters, day and night clubs, bars and cocktail lounges and other restaurants, cafes and fastfood centers n.e.c. | 146,730                             | 106,934                          | 39,796           | -                 |



# Appendices

## Appendix A

# 1994 PHILIPPINE STANDARD INDUSTRIAL CLASSIFICATION

| Group   | Class | Sub - Class | Industry Description  | PSIC 1977 | ISIC 1990 |
|---|-------|-------------|---|-----------|-----------|
| <b>MAJOR DIVISION H. HOTELS AND RESTAURANTS</b> |       |             |   |           |           |
| <b>DIVISION 55. HOTELS AND RESTAURANTS</b>      |       |             |   |           |           |
| 551   |       |             | Hotels, camping sites and other provisions of short-stay accommodation<br><br>This group includes:<br><br>the provision on a fee basis of short term lodging, camping space and camping facilities, whether open to the general public or restricted to members of a particular organization;<br><br>restaurant facilities operated in connection with the provision of lodging;<br><br>the operation of sleeping cars when carried on by separate units.<br><br>Examples of activities included here are those offered usually by hotels, motels, inns, school dormitories, residence halls, rooming houses, guest homes and houses, youth hostels, shelters, etc.<br><br><i>EXCLUSIONS: Operation of sleeping cars as an integrated operation of railway companies is classified in class 6012 (Transport via railways). Rental of long-term furnished accommodation (e.g. apartment hotels) is classified in division 70 (Real estate activities).</i> |           |           |
|   | 5511  | 55110       | Hotels and motels   | 98201     | 5510      |
|   | 5512  | 55120       | Dormitories/boarding houses   | 98202     | 5510      |

| Group | Class | Sub - Class | Industry Description  | PSIC 1977 | ISIC 1990 |
|-------|-------|-------------|---|-----------|-----------|
|       | 5519  |             | Other short-stay accommodation  |           |           |
|       |       | 55191       | Pension houses  | 98203     | 5510      |
|       |       | 55192       | Camping sites/facilities  | New       | 5510      |
|       |       | 55199       | Other short-stay accommodation, n.e.c.  | 98209     | 5510      |
| 552   |       |             | Restaurants, bars, canteens and other eating and drinking places  |           |           |
|       |       |             | <p>This group includes sale of prepared foods and drinks for immediate consumption in the premises such as restaurants, cafes, lunch counters and refreshment stands . Also included are catering activities and take out activities as well as the operation of dining cars when carried on by separate units and other transport facilities.</p> <p><i>EXCLUSIONS: Sale through vending machines is classified in class 5259 (Other non-store retail sale). The above mentioned activities carried out in connection with the provision of lodging are classified in group 551 (Hotels, camping sites and other provisions of short-stay accommodation). Operation of dining cars as an integrated operation of railway companies is classified in class 6012 (Transport via railways).</i></p> |           |           |
|       | 5521  | 55210       | Restaurants, cafes and fastfood centers   | 98101     | 5520      |
|       | 5522  | 55220       | Refreshment stands, kiosks and counters   | 98102     | 5520      |
|       | 5523  | 55230       | Day and night clubs   | 98103     | 5520      |
|       | 5524  | 55240       | Bars and cocktail lounges   | 98104     | 5520      |

| <b>Group</b> | <b>Class</b> | <b>Sub -<br/>Class</b> | <b>Industry Description</b> | <b>PSIC<br/>1977</b> | <b>ISIC<br/>1990</b> |
|--------------|--------------|------------------------|-----------------------------|----------------------|----------------------|
|--------------|--------------|------------------------|-----------------------------|----------------------|----------------------|

|  |      |  |  |  |  |
|--|------|--|--|--|--|
|  | 5529 |  | Restaurants, bars, canteens and other eating and drinking places, n.e.c. |  |  |
|--|------|--|--|--|--|

|  |  |       |   |       |      |
|--|--|-------|---|-------|------|
|  |  | 55291 | Dining cars (carried on separate units) | 98109 | 5520 |
|--|--|-------|---|-------|------|

|  |  |       |  |       |      |
|--|--|-------|--|-------|------|
|  |  | 55292 | Catering and take-out activities (carried on separate units) | 98109 | 5520 |
|--|--|-------|--|-------|------|

|  |  |       |  |       |      |
|--|--|-------|--|-------|------|
|  |  | 55299 | Other eating and drinking places, n.e.c. | 98109 | 5520 |
|--|--|-------|--|-------|------|