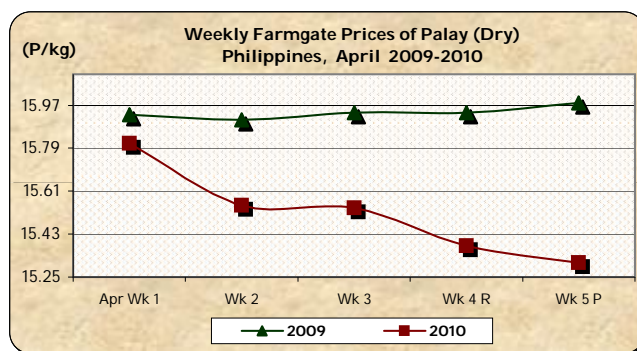


### A. Farmgate Price of Palay

★ A continuous downward movement of prices was recorded at farmgate.

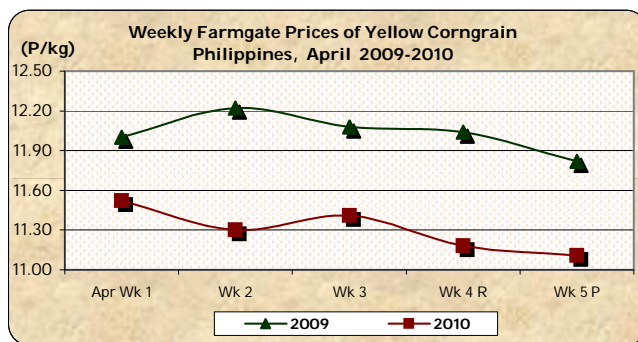
- The average price of P15.51/kg was **lower** than last month's and last year's prices by 4.20% and 2.70%, respectively.



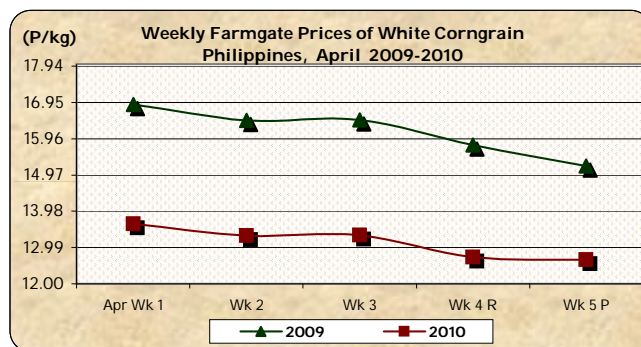
### B. Farmgate Prices of Corngrain, Yellow and White

★ Prices of both yellow and white corngrains fluctuated on the first three (3) weeks and decreased successively on the last two (2) weeks of April.

- Yellow corngrain price at P11.30/kg **softened** by 0.88% from last month's P11.40/kg and by 6.38% relative to last year's P12.07/kg.



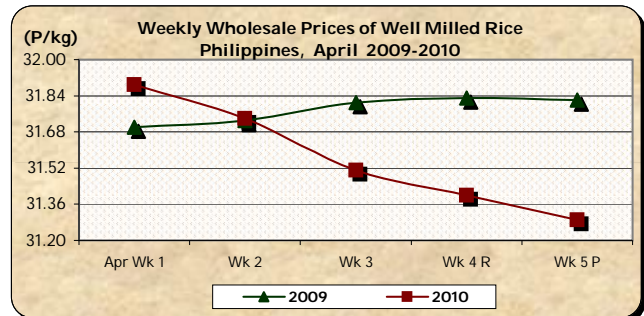
- White corngrain price at P13.41/kg **dropped** by 2.19% from March 2010 quotation and by 18.13% from April 2009 level.



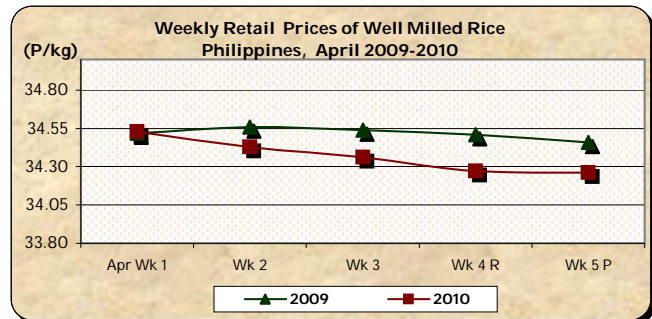
**C. Wholesale and Retail Prices of Well Milled Rice (WMR)**

\* Prices at both wholesale and retail levels sustained downtrends throughout the month except on the 1<sup>st</sup> week, in the case of wholesale trends.

■ The average wholesale price of P31.58/kg registered **cuts** of 1.28% and 0.60% from prices of last month and last year, respectively.



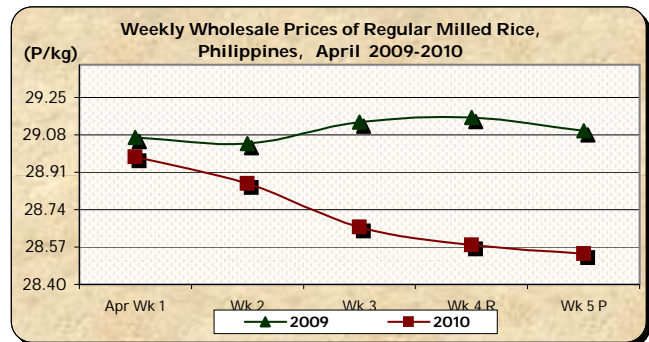
■ The average retail price of P34.40/kg indicated **decrements** of 0.55% from last month's P34.59/kg and 0.38% from last year' P34.53/kg.



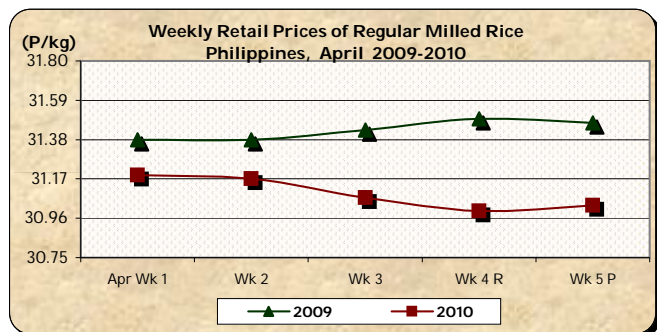
**D. Wholesale and Retail Prices of Regular Milled Rice (RMR)**

\* Both wholesale and retail prices continuously moved downward except on the 1<sup>st</sup> week at wholesale and on the 5<sup>th</sup> week at retail.

■ At wholesale, the average price of P28.72/kg posted **decreases** of 0.86% and 1.31% relative to prices of March 2010 and April 2009, respectively.



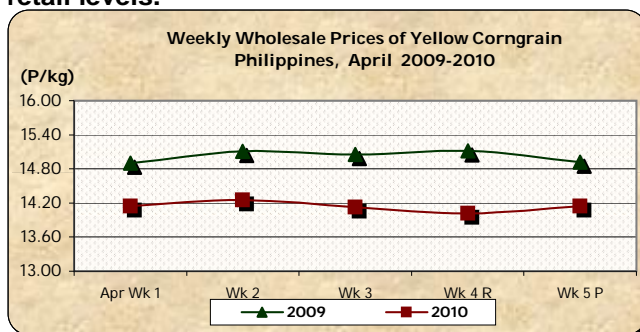
■ At retail, the average price of P31.11/kg recorded **reductions** of 0.22% from last month's report and 0.99% compared to last year's quotation.



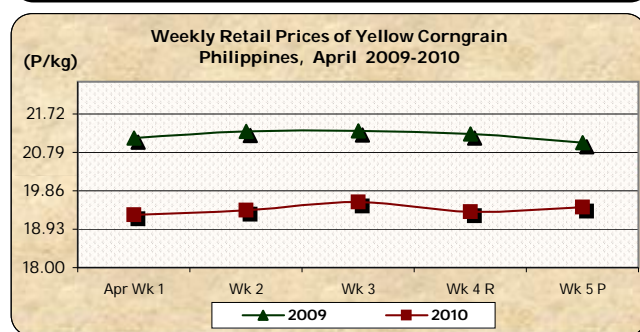
**E. Wholesale and Retail Prices of Corngrain, Yellow**

\* Prices fluctuated at both wholesale and retail levels.

- The average wholesale price of P14.22/kg was **lower** by 0.70% from last month's P14.32/kg and by 5.51% relative to last year's P15.05/kg.



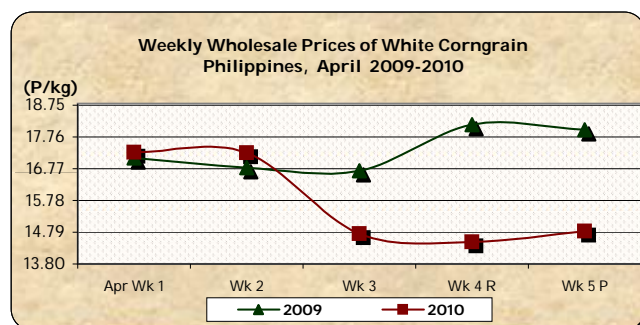
- The average retail price of P19.39/kg was 0.36% **above** March 2010 level but was 8.75% **below** April 2009 record.



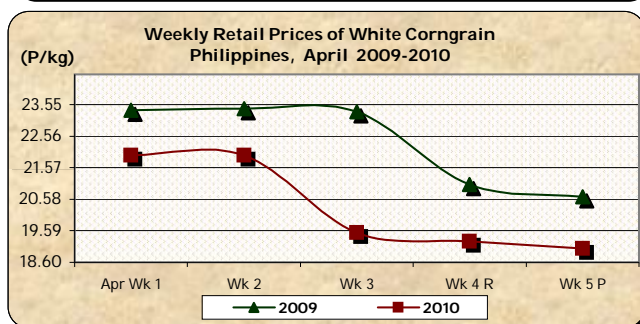
**F. Wholesale and Retail Prices of Corngrain, White**

\* At wholesale level, prices continuously moved down from 1<sup>st</sup> to 4<sup>th</sup> week but went up at the close of the month. At retail level, prices were stable for the first two (2) weeks but slid on the 3<sup>rd</sup> week until the end of the month.

- At wholesale, the average price of P15.66/kg **decreased** by 9.22% from last month's quotation and by 8.90% relative to last year's level.



- At retail, the average price of P20.14/kg was **down** by 8.16% and 15.34% relative to last month's and last year's prices, respectively.



Annex 1

Comparative Farmgate, Wholesale and Retail Prices of Palay, Rice and Corn, Philippines for the month of April 2010

Month/Week	Palay, dry		Well Milled Rice (WMR)			
	Farmgate Prices		Wholesale Prices		Retail Prices	
	Price/kg	% Change	Price/kg	% Change	Price/kg	% Change
Wk 1	15.81	-1.31	31.89	0.03	34.53	-0.17
Wk 2	15.55	-1.64	31.74	-0.47	34.43	-0.29
Wk 3	15.54	-0.06	31.51	-0.72	34.36	-0.20
Wk 4R	15.38	-1.03	31.40	-0.35	34.27	-0.26
Wk 5P	15.31	-0.46	31.29	-0.35	34.26	-0.03
Apr 2010P	15.51	-	31.58	-	34.40	-
Apr 2009	15.94	-2.70	31.77	-0.60	34.53	-0.38
Mar 2010	16.19	-4.20	31.99	-1.28	34.59	-0.55

Month/Week	Regular Milled Rice (RMR)			
	Wholesale Prices		Retail Prices	
	Price/kg	% Change	Price/kg	% Change
Wk 1	28.98	0.00	31.19	-0.03
Wk 2	28.86	-0.41	31.17	-0.06
Wk 3	28.66	-0.69	31.07	-0.32
Wk 4R	28.58	-0.28	31.00	-0.23
Wk 5P	28.54	-0.14	31.03	0.10
Apr 2010P	28.72	-	31.11	-
Apr 2009	29.10	-1.31	31.42	-0.99
Mar 2010	28.97	-0.86	31.18	-0.22

Month/Week	Corngrain, Yellow					
	Farmgate Prices		Wholesale Prices		Retail Prices	
	Price/kg	% Change	Price/kg	% Change	Price/kg	% Change
Wk 1	11.52	0.44	14.14	-1.39	19.28	-0.26
Wk 2	11.30	-1.91	14.25	0.78	19.39	0.57
Wk 3	11.41	0.97	14.13	-0.84	19.59	1.03
Wk 4R	11.18	-2.02	14.02	-0.78	19.35	-1.23
Wk 5P	11.11	-0.63	14.14	0.86	19.46	0.57
Apr 2010P	11.30	-	14.22	-	19.39	-
Apr 2009	12.07	-6.38	15.05	-5.51	21.25	-8.75
Mar 2010	11.40	-0.88	14.32	-0.70	19.32	0.36

Month/Week	Corngrain, White					
	Farmgate Prices		Wholesale Prices		Retail Prices	
	Price/kg	% Change	Price/kg	% Change	Price/kg	% Change
Wk 1	13.64	-0.07	17.29	-0.52	21.96	0.00
Wk 2	13.32	-2.35	17.26	-0.17	21.96	0.00
Wk 3	13.33	0.08	14.74	-14.60	19.53	-11.07
Wk 4R	12.73	-4.50	14.49	-1.70	19.26	-1.38
Wk 5P	12.66	-0.55	14.83	2.35	19.04	-1.14
Apr 2010P	13.41	-	15.66	-	20.14	-
Apr 2009	16.38	-18.13	17.19	-8.90	23.79	-15.34
Mar 2010	13.71	-2.19	17.25	-9.22	21.93	-8.16

Note: R-revised; P-preliminary

