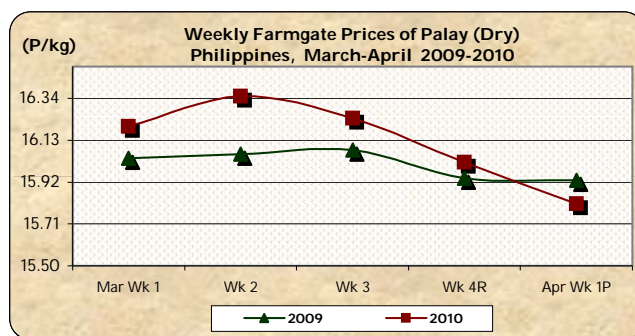


A. Farmgate Price of Palay

* Palay price sustained its downward movement but at a slower rate.

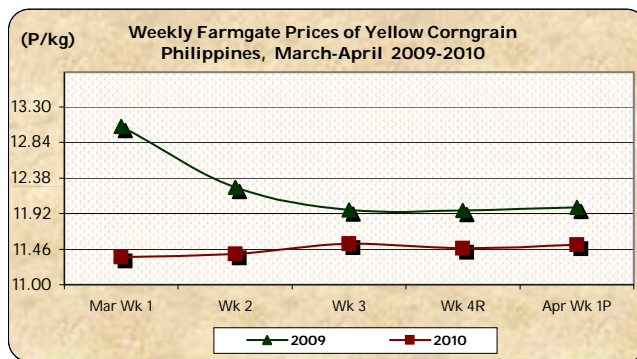
- The average price of P15.81/kg was **lower** by 1.31% from last week's P16.02/kg. and 0.75% **below** last year's quotation of P15.93/kg.



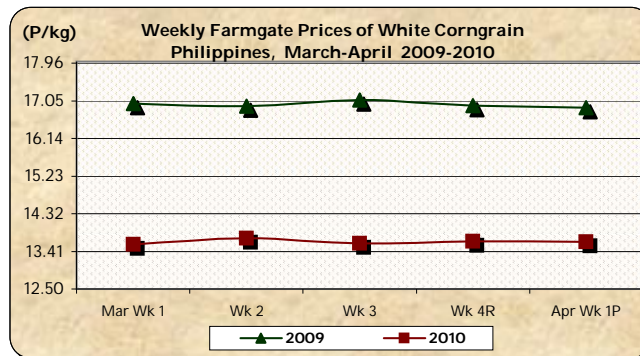
B. Farmgate Prices of Corngrain, Yellow and White

* Price of yellow corngrain recovered while that of white corngrain weakened from previous week's level.

- Yellow corngrain price at P11.52/kg moved **up** by 0.44% from last week's level but went down by 4.00% relative to last year's price.



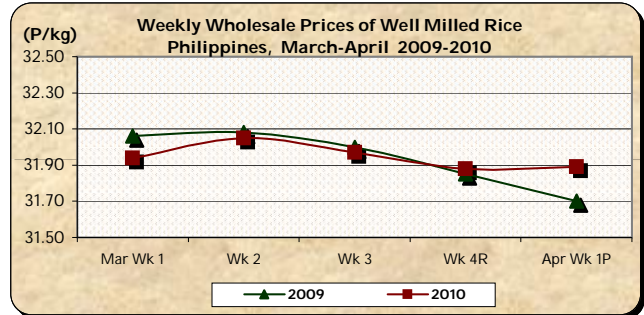
- White corngrain price at P13.64/kg **decreased** by 0.07% and 19.24% relative to last week's and last year's reports.



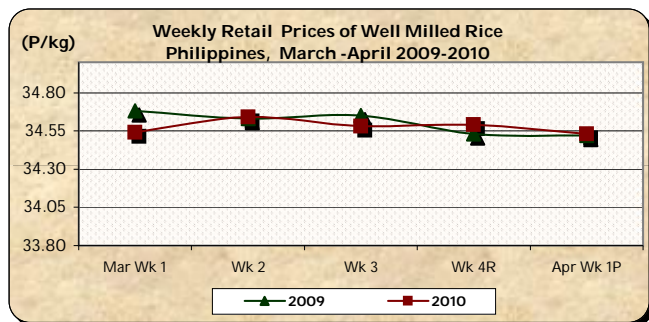
C. Wholesale and Retail Prices of Well Milled Rice (WMR)

* Wholesale price slightly increased while retail price went down.

- The average wholesale price at P31.89/kg was **up** by 0.03% from last week's P31.88/kg and by 0.60% from last year's P31.70/kg.



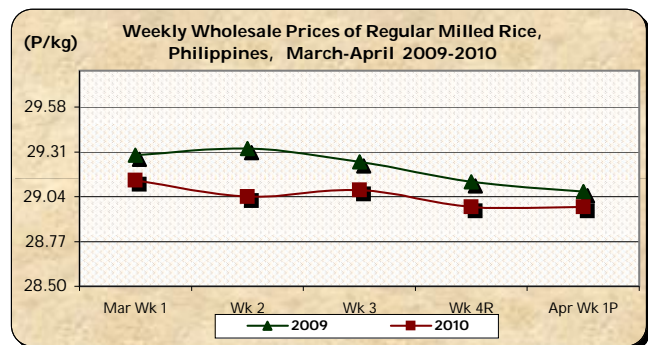
- The average retail price of P34.53/kg was **down** by 0.17% from last week's level but it was **up** by 0.03% from last year's report.



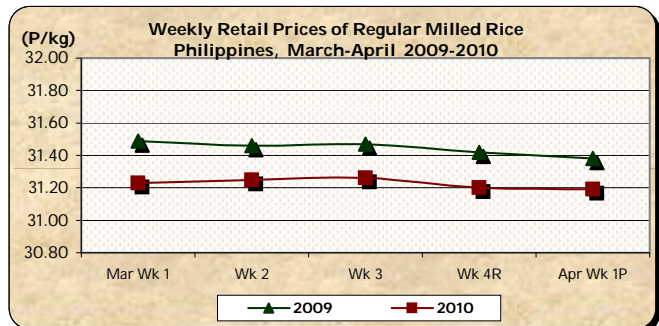
D. Wholesale and Retail Prices of Regular Milled Rice (RMR)

* While price was stable at wholesale, a price cut was registered at retail.

- The average wholesale price remained at last week's P28.98/kg. Compared to last year's level, it was **lower** by 0.31%.



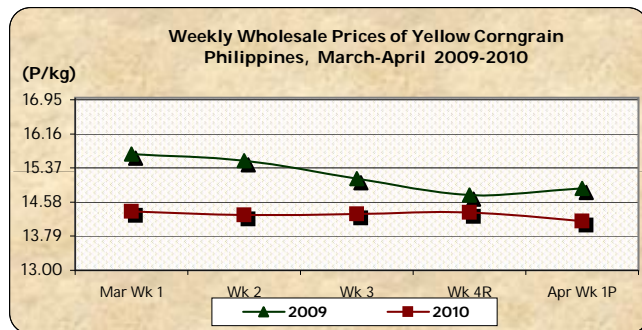
- The average retail price of P31.19/kg indicated **decrements** of 0.03% and 0.61% from last week's and last year's levels, respectively.



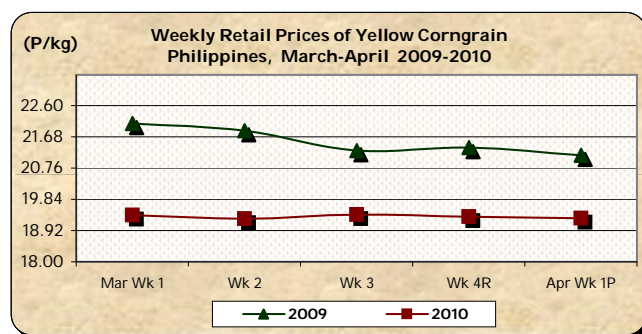
E. Wholesale and Retail Prices of Corngrain, Yellow

* Prices went down at both wholesale and retail levels.

- At wholesale, the average price of P14.14/kg registered **cuts** of 1.39% from last week's price and 5.10% from last year's quotation.



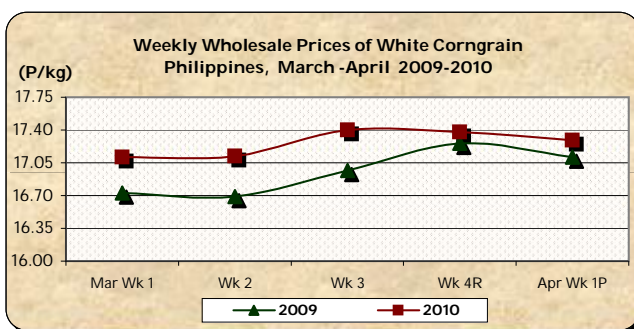
- At retail, the average price of P19.28/kg posted **reductions** of 0.26% and 8.80% from last week's and last year's reports, respectively.



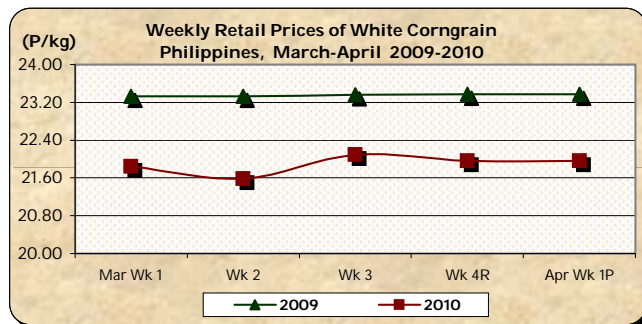
F. Wholesale and Retail Prices of Corngrain, White

* At wholesale, price went down further while at retail, price remained steady.

- The average wholesale price of P17.29/kg was **down** by 0.52% from last week's P17.38/kg but it was **up** by 1.05% from last year's P17.11/kg.



- The average retail price remained at last week's P21.96/kg. This was lower by 6.03% relative to previous year's price.



Annex 1

Comparative Weekly Farmgate, Wholesale and Retail Prices of Palay, Rice and Corn, Philippines

Month/Week	Palay (Dry)				Well Milled Rice (WMR)							
	Farmgate Prices				Wholesale Prices				Retail Prices			
	2009	2010	% Change		2009	2010	% Change		2009	2010	% Change	
(1)	(2)	(3)	(3)/(2)	(weekly)	(6)	(7)	(7)/(6)	(weekly)	(10)	(11)	(11)/(10)	(weekly)
Mar Wk 1	16.04	16.20	1.00	0.75	32.06	31.94	-0.37	0.16	34.68	34.54	-0.40	-0.17
Wk 2	16.06	16.35	1.81	0.93	32.08	32.05	-0.09	0.34	34.63	34.64	0.03	0.29
Wk 3	16.08	16.24	1.00	-0.67	32.00	31.97	-0.09	-0.25	34.65	34.58	-0.20	-0.17
Wk 4R	15.94	16.02	0.50	-1.35	31.85	31.88	0.09	-0.28	34.53	34.59	0.17	0.03
Apr Wk 1P	15.93	15.81	-0.75	-1.31	31.70	31.89	0.60	0.03	34.52	34.53	0.03	-0.17

Month/Week	Regular Milled Rice (RMR)							
	Wholesale Prices				Retail Prices			
	2009	2010	% Change		2009	2010	% Change	
(1)	(2)	(3)	(3)/(2)	(weekly)	(6)	(7)	(7)/(6)	(weekly)
Mar Wk 1	29.29	29.14	-0.51	0.45	31.49	31.23	-0.83	-0.06
Wk 2	29.33	29.04	-0.99	-0.34	31.46	31.25	-0.67	0.06
Wk 3	29.25	29.08	-0.58	0.14	31.47	31.26	-0.67	0.03
Wk 4R	29.13	28.98	-0.51	-0.34	31.42	31.20	-0.70	-0.19
Apr Wk 1P	29.07	28.98	-0.31	0.00	31.38	31.19	-0.61	-0.03

Month/Week	Corngrain, Yellow											
	Farmgate Prices				Wholesale Prices				Retail Prices			
	2009	2010	% Change		2009	2010	% Change		2009	2010	% Change	
(1)	(2)	(3)	(3)/(2)	(weekly)	(6)	(7)	(7)/(6)	(weekly)	(10)	(11)	(11)/(10)	(weekly)
Mar Wk 1	13.05	11.36	-12.95	-0.09	15.69	14.36	-8.48	-0.42	22.07	19.37	-12.23	-3.97
Wk 2	12.26	11.40	-7.01	0.35	15.54	14.28	-8.11	-0.56	21.85	19.26	-11.85	-0.57
Wk 3	11.97	11.53	-3.68	1.14	15.13	14.30	-5.49	0.14	21.27	19.39	-8.84	0.67
Wk 4R	11.96	11.47	-4.10	-0.52	14.75	14.34	-2.78	0.28	21.36	19.33	-9.50	-0.31
Apr Wk 1P	12.00	11.52	-4.00	0.44	14.90	14.14	-5.10	-1.39	21.14	19.28	-8.80	-0.26

Month/Week	Corngrain, White											
	Farmgate Prices				Wholesale Prices				Retail Prices			
	2009	2010	% Change		2009	2010	% Change		2009	2010	% Change	
(1)	(2)	(3)	(3)/(2)	(weekly)	(6)	(7)	(7)/(6)	(weekly)	(10)	(11)	(11)/(10)	(weekly)
Mar Wk 1	16.99	13.58	-20.07	2.34	16.73	17.11	2.27	0.94	23.33	21.84	-6.39	1.87
Wk 2	16.92	13.73	-18.85	1.10	16.69	17.12	2.58	0.06	23.33	21.58	-7.50	-1.19
Wk 3	17.07	13.60	-20.33	-0.95	16.97	17.40	2.53	1.64	23.36	22.09	-5.44	2.36
Wk 4R	16.93	13.65	-19.37	0.37	17.26	17.38	0.70	-0.11	23.37	21.96	-6.03	-0.59
Apr Wk 1P	16.89	13.64	-19.24	-0.07	17.11	17.29	1.05	-0.52	23.37	21.96	-6.03	0.00

Note: R-revised; P-preliminary

