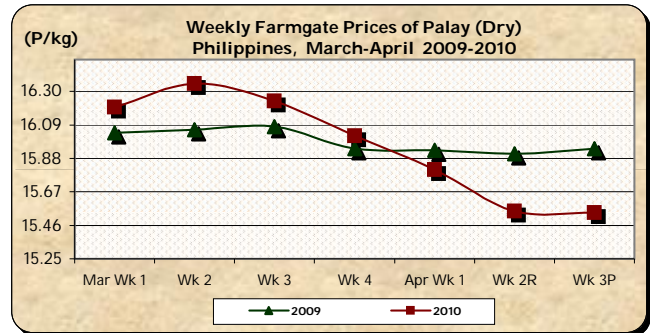


### A. Farmgate Price of Palay

\* Palay sustained price cuts but at a rate much slower than last week's record.

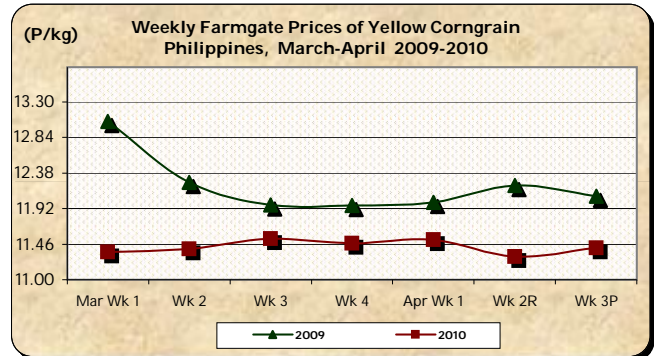
- The average price of P15.54/kg was **down** by 0.06% from last week's P15.55/kg. Compared to 2009 level, this was **lower** by 2.51%.



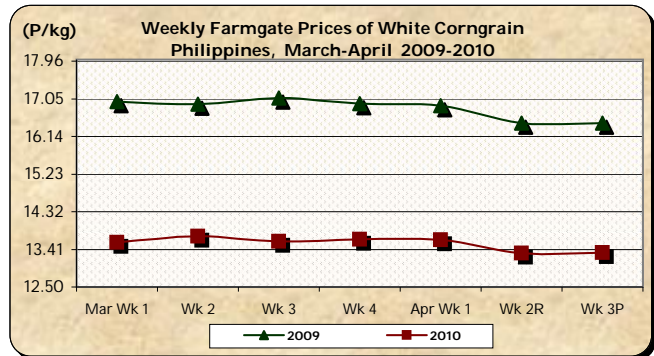
### B. Farmgate Prices of Corngrain, Yellow and White

\* Prices of both yellow and white corngrains recovered from last week's reductions.

- Yellow corngrain price at P11.41/kg was 0.97% **above** last week's quotation but was 5.55% **below** last year's price.



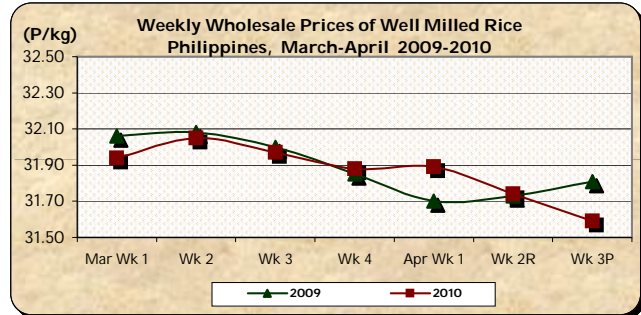
- White corngrain price at P13.33/kg **rose** by 0.08% from last week's level but **fell** by 19.06% relative to 2009 report.



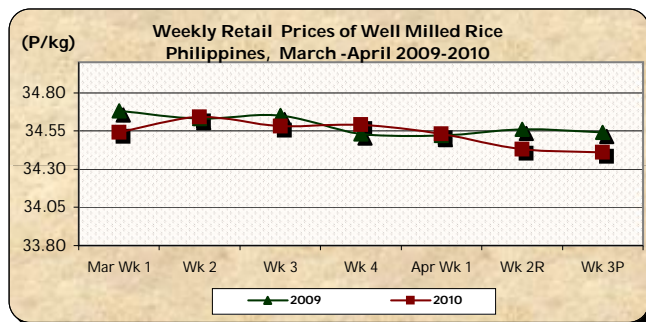
**C. Wholesale and Retail Prices of Well Milled Rice (WMR)**

\* Prices at both wholesale and retail levels continued to decline.

■ The average wholesale price of P31.59/kg **slid** by 0.47% and 0.69% relative to prices of last week and last year, respectively.



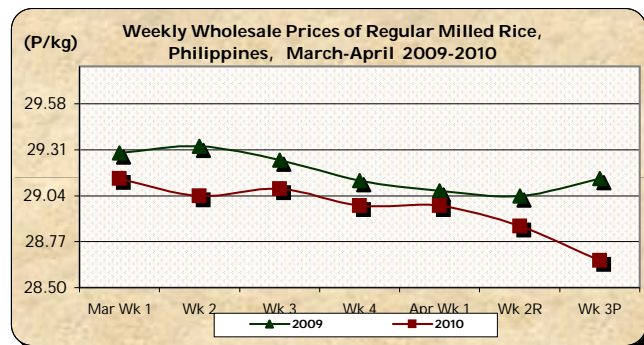
■ The average retail price of P34.41/kg **dropped** by 0.06% from last week's price and by 0.38% from that of 2009.



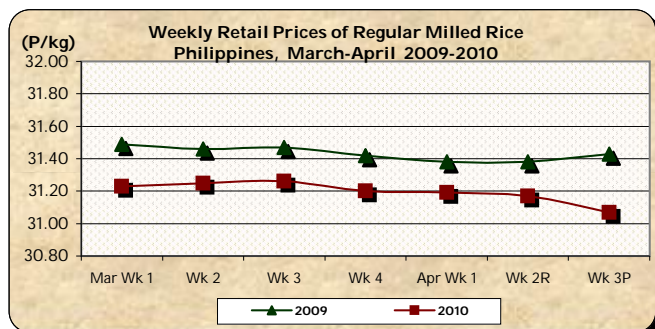
**D. Wholesale and Retail Prices of Regular Milled Rice (RMR)**

\* Downtrend of prices was observed at both wholesale and retail levels.

■ The average wholesale price of P28.66/kg **softened** by 0.69% and 1.65% from last week's and last year's prices, respectively.



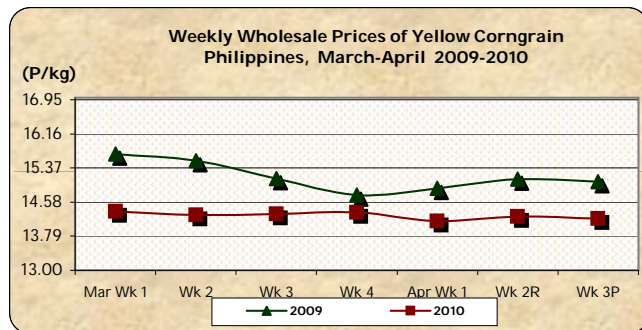
■ The average retail price of P31.07/kg **dropped** by 0.32% from last week's P31.17/kg and by 1.15% from last year's P31.43/kg.



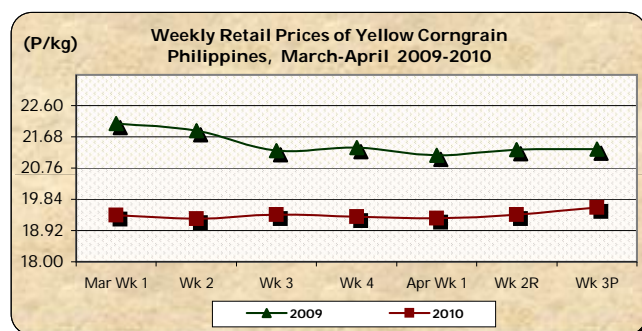
**E. Wholesale and Retail Prices of Corngrain, Yellow**

\* Prices decreased at wholesale but increased at retail.

- At wholesale, the average price of P14.20/kg registered **decrements** of 0.35% and 5.65% from prices of last week and last year, respectively.



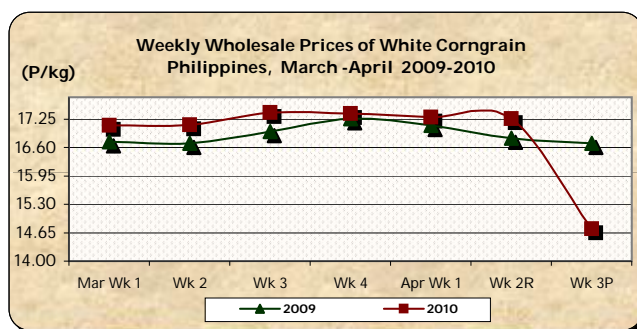
- At retail, the average price of P19.59/kg was 1.03% **higher** than last week's P19.39/kg but was 8.07% **lower** than last year's P21.31/kg.



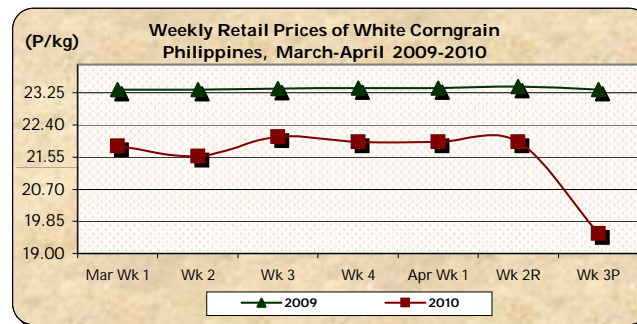
**F. Wholesale and Retail Prices of Corngrain, White**

\* Prices declined significantly at wholesale and retail levels.

- The average wholesale price of P14.74/kg **decreased** by 14.75% from last week's level and by 11.74% relative to last year's quotation.



- The average retail price of P19.53/kg indicated **cuts** of 11.07% from last week's level and 16.29% from that of last year.



Annex 1

Comparative Weekly Farmgate, Wholesale and Retail Prices of Palay, Rice and Corn, Philippines

Month/Week	Palay (Dry)				Well Milled Rice (WMR)							
	Farmgate Prices				Wholesale Prices				Retail Prices			
	2009	2010	% Change		2009	2010	% Change		2009	2010	% Change	
(1)	(2)	(3)	(3)/(2)	(weekly)	(6)	(7)	(7)/(6)	(weekly)	(10)	(11)	(11)/(10)	(weekly)
Mar Wk 1	16.04	16.20	1.00	0.75	32.06	31.94	-0.37	0.16	34.68	34.54	-0.40	-0.17
Wk 2	16.06	16.35	1.81	0.93	32.08	32.05	-0.09	0.34	34.63	34.64	0.03	0.29
Wk 3	16.08	16.24	1.00	-0.67	32.00	31.97	-0.09	-0.25	34.65	34.58	-0.20	-0.17
Wk 4	15.94	16.02	0.50	-1.35	31.85	31.88	0.09	-0.28	34.53	34.59	0.17	0.03
Apr Wk 1	15.93	15.81	-0.75	-1.31	31.70	31.89	0.60	0.03	34.52	34.53	0.03	-0.17
Wk 2R	15.91	15.55	-2.26	-1.64	31.73	31.74	0.03	-0.47	34.56	34.43	-0.38	-0.29
Wk 3P	15.94	15.54	-2.51	-0.06	31.81	31.59	-0.69	-0.47	34.54	34.41	-0.38	-0.06

Month/Week	Regular Milled Rice (RMR)							
	Wholesale Prices				Retail Prices			
	2009	2010	% Change		2009	2010	% Change	
(1)	(2)	(3)	(3)/(2)	(weekly)	(6)	(7)	(7)/(6)	(weekly)
Mar Wk 1	29.29	29.14	-0.51	0.45	31.49	31.23	-0.83	-0.06
Wk 2	29.33	29.04	-0.99	-0.34	31.46	31.25	-0.67	0.06
Wk 3	29.25	29.08	-0.58	0.14	31.47	31.26	-0.67	0.03
Wk 4	29.13	28.98	-0.51	-0.34	31.42	31.20	-0.70	-0.19
Apr Wk 1	29.07	28.98	-0.31	0.00	31.38	31.19	-0.61	-0.03
Wk 2R	29.04	28.86	-0.62	-0.41	31.38	31.17	-0.67	-0.06
Wk 3P	29.14	28.66	-1.65	-0.69	31.43	31.07	-1.15	-0.32

Month/Week	Corngrain, Yellow											
	Farmgate Prices				Wholesale Prices				Retail Prices			
	2009	2010	% Change		2009	2010	% Change		2009	2010	% Change	
(1)	(2)	(3)	(3)/(2)	(weekly)	(6)	(7)	(7)/(6)	(weekly)	(10)	(11)	(11)/(10)	(weekly)
Mar Wk 1	13.05	11.36	-12.95	-0.09	15.69	14.36	-8.48	-0.42	22.07	19.37	-12.23	-3.97
Wk 2	12.26	11.40	-7.01	0.35	15.54	14.28	-8.11	-0.56	21.85	19.26	-11.85	-0.57
Wk 3	11.97	11.53	-3.68	1.14	15.13	14.30	-5.49	0.14	21.27	19.39	-8.84	0.67
Wk 4	11.96	11.47	-4.10	-0.52	14.75	14.34	-2.78	0.28	21.36	19.33	-9.50	-0.31
Apr Wk 1	12.00	11.52	-4.00	0.44	14.90	14.14	-5.10	-1.39	21.14	19.28	-8.80	-0.26
Wk 2R	12.22	11.30	-7.53	-1.91	15.11	14.25	-5.69	0.78	21.30	19.39	-8.97	0.57
Wk 3P	12.08	11.41	-5.55	0.97	15.05	14.20	-5.65	-0.35	21.31	19.59	-8.07	1.03

Month/Week	Corngrain, White											
	Farmgate Prices				Wholesale Prices				Retail Prices			
	2009	2010	% Change		2009	2010	% Change		2009	2010	% Change	
(1)	(2)	(3)	(3)/(2)	(weekly)	(6)	(7)	(7)/(6)	(weekly)	(10)	(11)	(11)/(10)	(weekly)
Mar Wk 1	16.99	13.58	-20.07	2.34	16.73	17.11	2.27	0.94	23.33	21.84	-6.39	1.87
Wk 2	16.92	13.73	-18.85	1.10	16.69	17.12	2.58	0.06	23.33	21.58	-7.50	-1.19
Wk 3	17.07	13.60	-20.33	-0.95	16.97	17.40	2.53	1.64	23.36	22.09	-5.44	2.36
Wk 4	16.93	13.65	-19.37	0.37	17.26	17.38	0.70	-0.11	23.37	21.96	-6.03	-0.59
Apr Wk 1	16.89	13.64	-19.24	-0.07	17.11	17.29	1.05	-0.52	23.37	21.96	-6.03	0.00
Wk 2R	16.46	13.32	-19.08	-2.35	16.81	17.26	2.68	-0.69	23.42	21.96	-6.23	0.00
Wk 3P	16.47	13.33	-19.06	0.08	16.70	14.74	-11.74	-14.75	23.33	19.53	-16.29	-11.07

Note: R-revised; P-preliminary

