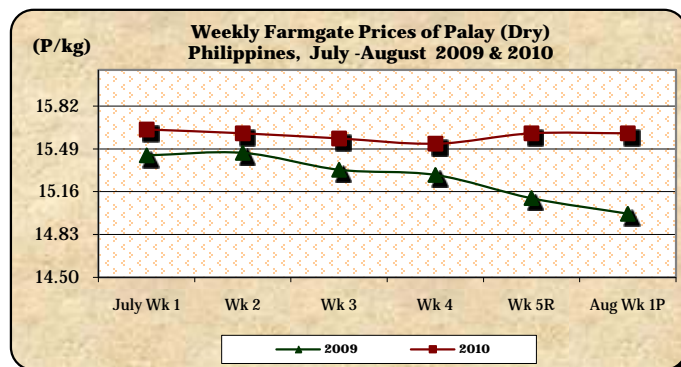


A. Farmgate Price of Palay

* Palay price remained at last week's level.

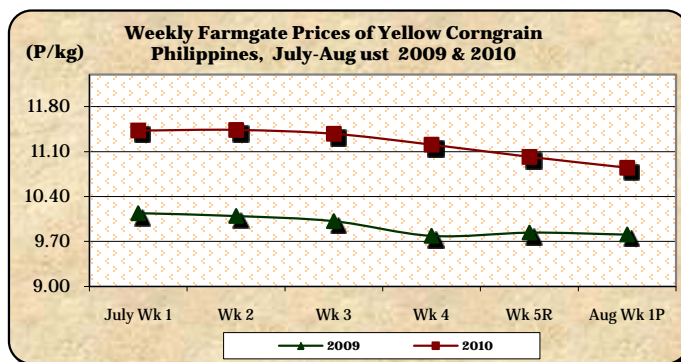
- This week's average price **remained** at last week's level of P15.61/kg. Compared to last year's level, this was 4.14% **higher**.



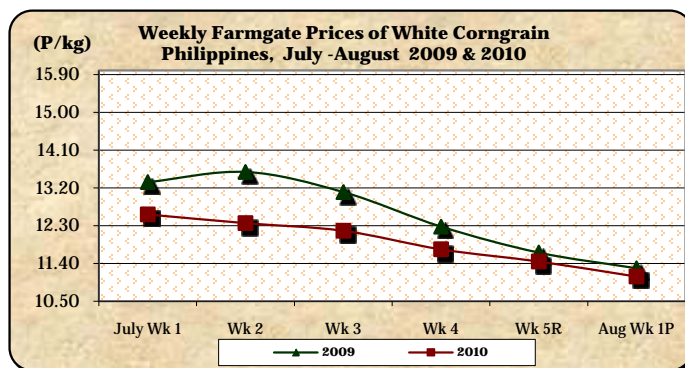
B. Farmgate Prices of Corngrain, Yellow and White

* Both yellow and white corngrains sustained price cuts.

- Yellow corngrain price at P10.85/kg was 1.54% **below** last week's quotation but was **above** last year's level by 10.60%.



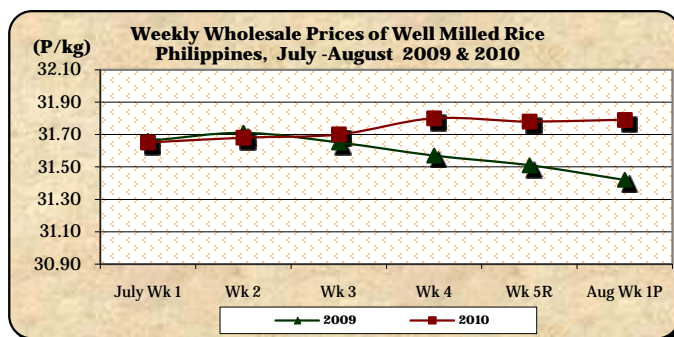
- White corngrain price at P11.09/kg **dropped** by 3.14% and 1.77% from prices of last week and last year, respectively.



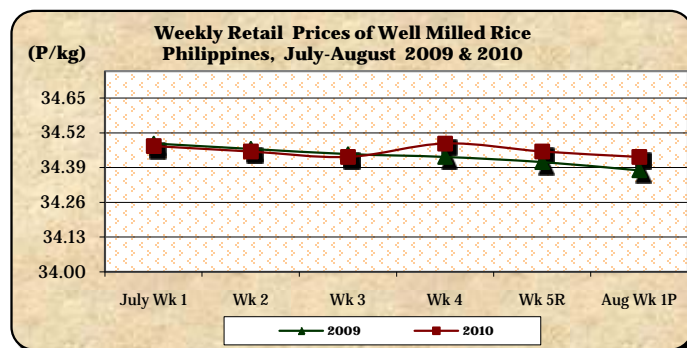
C. Wholesale and Retail Prices of Well Milled Rice (WMR)

* Wholesale price recovered but retail price further declined.

- At wholesale, the average price of P31.79/kg **rose** by 0.03% and 1.18% from prices of last week and last year, respectively.



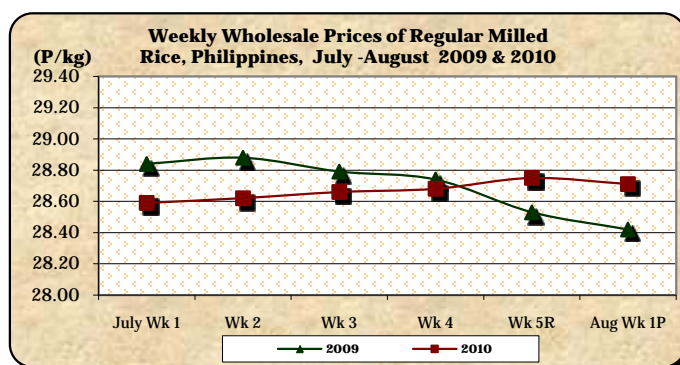
- At retail, the average price of P34.43/kg was **down** by 0.06% from last week's price but was **up** by 0.15% compared to last year's record.



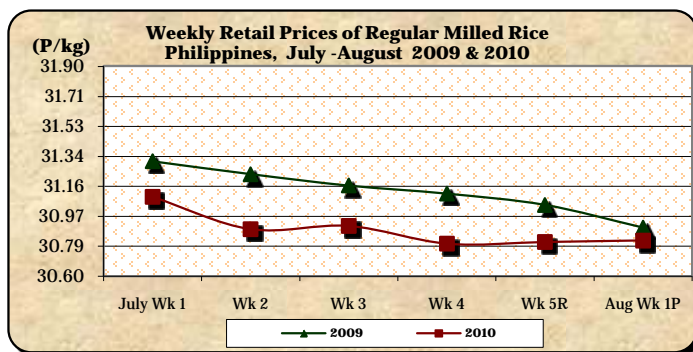
D. Wholesale and Retail Prices of Regular Milled Rice (RMR)

* Wholesale price dropped after a series of increments while retail price continued to increase.

- The average wholesale price of P28.71/kg registered a 0.14% **reduction** from last week's P28.75/kg but indicated a 1.02% **mark-up** from last year's P28.42/kg.



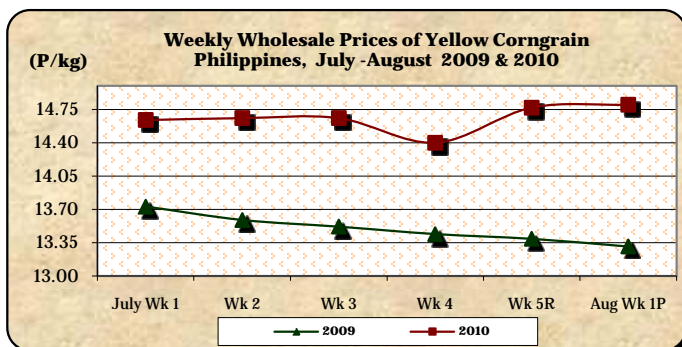
- The average retail price of P30.82/kg posted a 0.03% **increment** from last week's level but recorded a 0.26% **decrement** relative to last year's price.



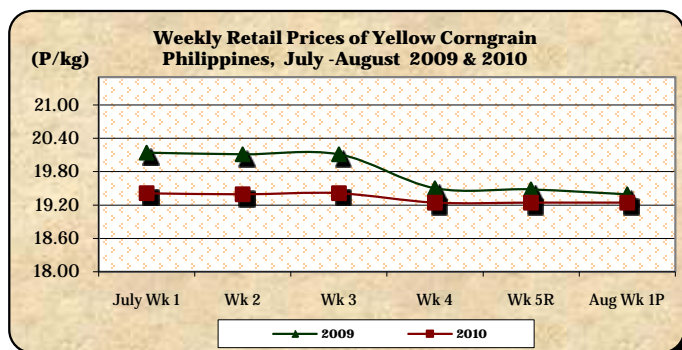
E. Wholesale and Retail Prices of Corngrain, Yellow

* Wholesale price continued to increase while retail price remained at last week's level.

At wholesale, the average price of P14.80/kg **went up** by 0.20% and 11.19% relative to prices of last week and last year, respectively.



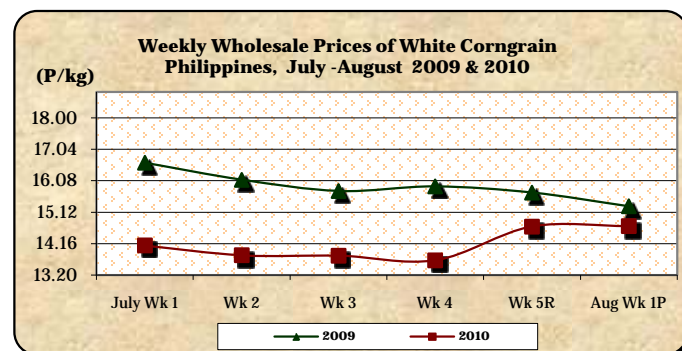
At retail, prices have been **stable** for three (3) weeks of P19.24/kg. Compared to 2009 record, this was 0.77% **lower**.



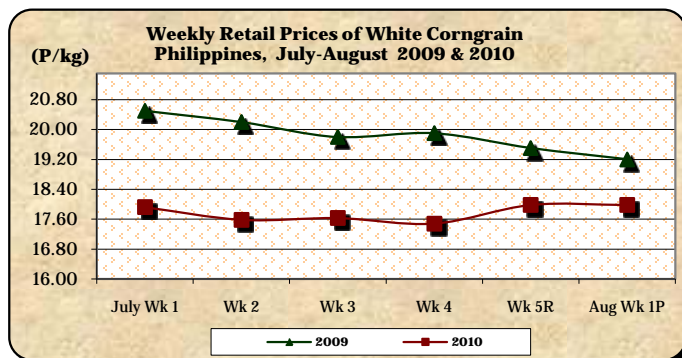
F. Wholesale and Retail Prices of Corngrain, White

* At wholesale, price further increased while at retail, price was pegged at last week's level.

The average wholesale price of P14.69/kg was **higher** by 0.07% from last week's level but was **lower** by 3.99% relative to that of last year.



This week's average retail price **remained** at last week's level of P17.98/kg. Relative to last year's report, this was **down** by 6.35%.



Annex 1

Comparative Weekly Farmgate, Wholesale and Retail Prices of Palay, Rice and Corn, Philippines

Month/Week	Palay (Dry)				Well Milled Rice (WMR)							
	Farmgate Prices				Wholesale Prices				Retail Prices			
	2009	2010	% Change		2009	2010	% Change		2009	2010	% Change	
(1)	(2)	(3)	(3)/(2)	(weekly)	(6)	(7)	(7)/(6)	(weekly)	(10)	(11)	(11)/(10)	(weekly)
July Wk 1	15.44	15.64	1.30	0.77	31.66	31.65	-0.03	-0.44	34.48	34.47	-0.03	0.03
Wk 2	15.46	15.61	0.97	-0.19	31.71	31.68	-0.09	0.09	34.46	34.45	-0.03	-0.06
Wk 3	15.33	15.57	1.57	-0.26	31.65	31.70	0.16	0.06	34.44	34.43	-0.03	-0.06
Wk 4	15.29	15.53	1.57	-0.26	31.57	31.80	0.73	0.32	34.43	34.48	0.15	0.15
Wk 5R	15.11	15.61	3.31	0.52	31.51	31.78	0.86	-0.06	34.41	34.45	0.12	-0.09
Aug Wk 1P	14.99	15.61	4.14	0.00	31.42	31.79	1.18	0.03	34.38	34.43	0.15	-0.06

Month/Week	Regular Milled Rice (RMR)							
	Wholesale Prices				Retail Prices			
	2009	2010	% Change		2009	2010	% Change	
(1)	(2)	(3)	(3)/(2)	(weekly)	(6)	(7)	(7)/(6)	(weekly)
July Wk 1	28.84	28.59	-0.87	0.18	31.31	31.09	-0.70	0.48
Wk 2	28.88	28.62	-0.90	0.10	31.23	30.89	-1.09	-0.64
Wk 3	28.79	28.66	-0.45	0.14	31.16	30.91	-0.80	0.06
Wk 4	28.74	28.68	-0.21	0.07	31.11	30.80	-1.00	-0.36
Wk 5R	28.53	28.75	0.77	0.24	31.04	30.81	-0.74	0.03
Aug Wk 1P	28.42	28.71	1.02	-0.14	30.90	30.82	-0.26	0.03

Month/Week	Corngrain, Yellow											
	Farmgate Prices				Wholesale Prices				Retail Prices			
	2009	2010	% Change		2009	2010	% Change		2009	2010	% Change	
(1)	(2)	(3)	(3)/(2)	(weekly)	(6)	(7)	(7)/(6)	(weekly)	(10)	(11)	(11)/(10)	(weekly)
July Wk 1	10.14	11.43	12.72	0.79	13.73	14.64	6.63	0.21	20.14	19.41	-3.62	-0.15
Wk 2	10.10	11.44	13.27	0.09	13.59	14.66	7.87	0.14	20.11	19.39	-3.58	-0.10
Wk 3	10.02	11.38	13.57	-0.52	13.52	14.66	8.43	0.00	20.11	19.41	-3.48	0.10
Wk 4	9.79	11.21	14.50	-1.49	13.44	14.40	7.14	-1.77	19.50	19.24	-1.33	-0.88
Wk 5R	9.84	11.02	11.99	-1.69	13.39	14.77	10.31	2.57	19.48	19.24	-1.23	0.00
Aug Wk 1P	9.81	10.85	10.60	-1.54	13.31	14.80	11.19	0.20	19.39	19.24	-0.77	0.00

Month/Week	Corngrain, White											
	Farmgate Prices				Wholesale Prices				Retail Prices			
	2009	2010	% Change		2009	2010	% Change		2009	2010	% Change	
(1)	(2)	(3)	(3)/(2)	(weekly)	(6)	(7)	(7)/(6)	(weekly)	(10)	(11)	(11)/(10)	(weekly)
July Wk 1	13.34	12.57	-5.77	0.48	16.63	14.10	-15.21	-0.98	20.50	17.92	-12.59	-0.39
Wk 2	13.58	12.36	-8.98	-1.67	16.11	13.80	-14.34	-2.13	20.20	17.58	-12.97	-1.90
Wk 3	13.10	12.18	-7.02	-1.46	15.77	13.79	-12.56	-0.07	19.80	17.63	-10.96	0.28
Wk 4	12.28	11.74	-4.40	-3.61	15.91	13.65	-14.20	-1.02	19.90	17.48	-12.16	-0.85
Wk 5R	11.66	11.45	-1.80	-2.47	15.72	14.68	-6.62	7.55	19.50	17.98	-7.79	2.86
Aug Wk 1P	11.29	11.09	-1.77	-3.14	15.30	14.69	-3.99	0.07	19.20	17.98	-6.35	0.00

Note: R-revised; P-preliminary

