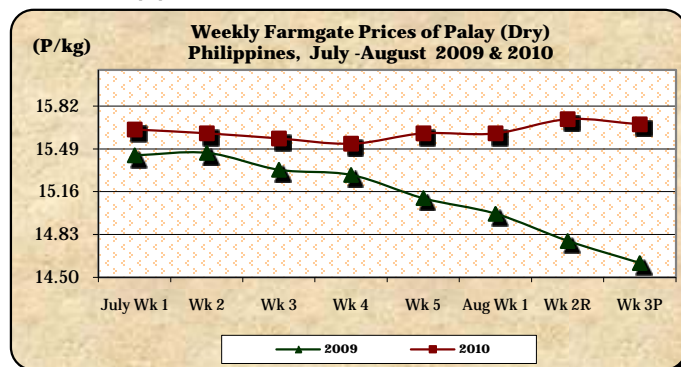


A. Farmgate Price of Palay

* A price cut was registered at farmgate level after three (3) weeks of increases.

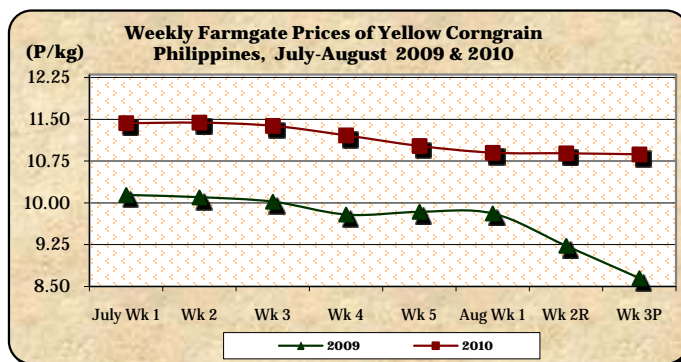
- The average price of P15.68/kg was 0.25% **lower** than last week's price but was 7.32% **higher** than last year's quotation.



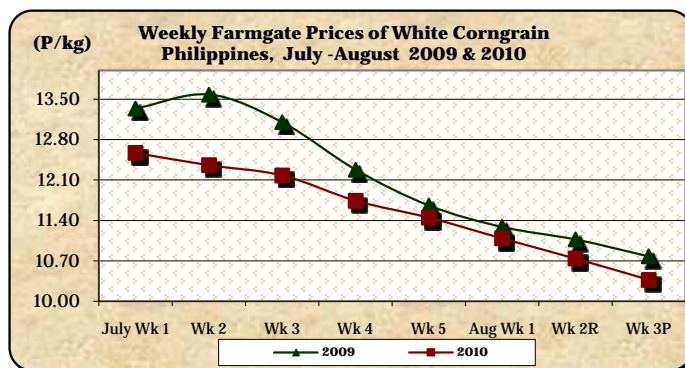
B. Farmgate Prices of Corngrain, Yellow and White

* Both yellow and white corngrain prices continued to decline.

- Yellow corngrain price at P10.87/kg **fell** by 0.18% from last week's P10.89/kg but **rose** by 25.66% from last year's P8.65/kg.



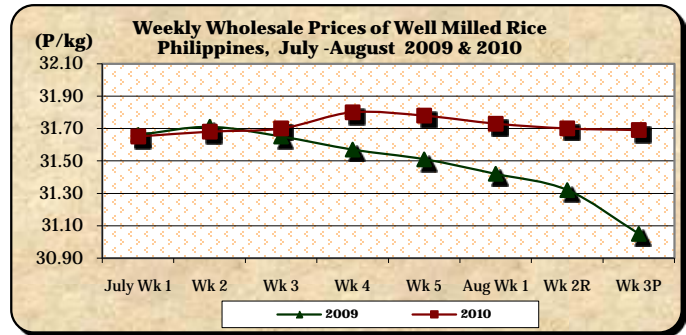
- White corngrain price at P10.37/kg **dropped** by 3.45% and 3.80% from prices of last week and last year, respectively.



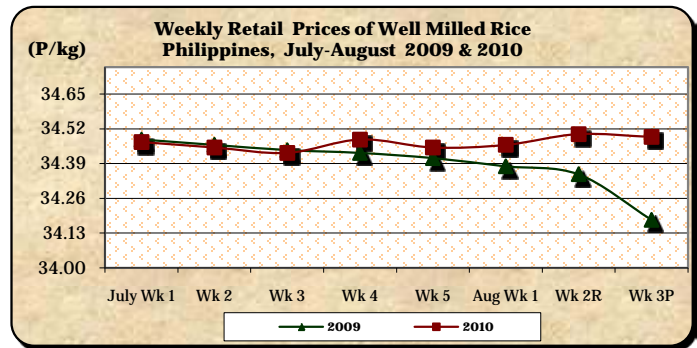
C. Wholesale and Retail Prices of Well Milled Rice (WMR)

* Prices at both wholesale and retail levels slid.

- At wholesale, the average price of P31.69/kg was 0.03% **below** last week's price but was 2.06% **above** last year's level.



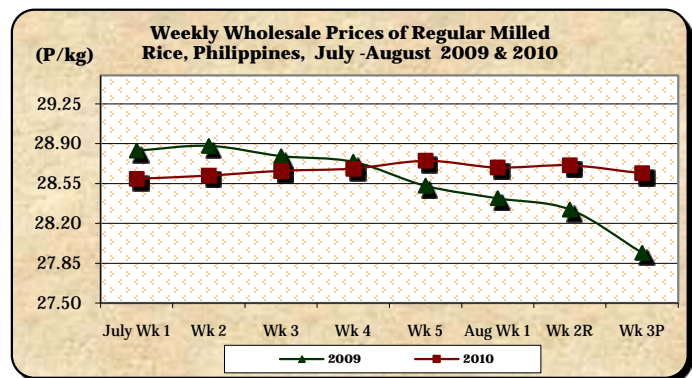
- At retail, the average price of P34.49/kg was **down** by 0.03% from last week's report but was **up** by 0.91% from last year's record.



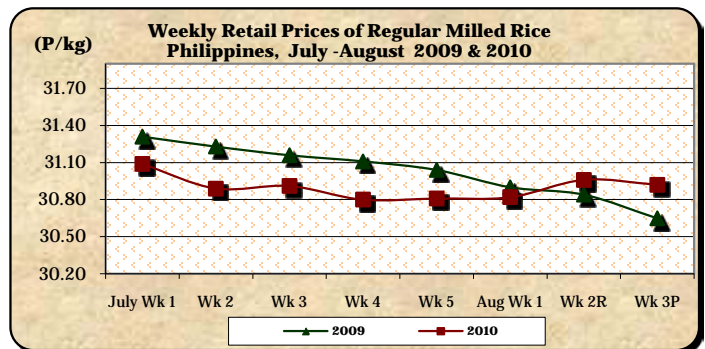
D. Wholesale and Retail Prices of Regular Milled Rice (RMR)

* Both wholesale and retail prices decreased.

- The average wholesale price of P28.64/kg registered a 0.24% **decrement** from last week's level but indicated a 2.51% **increment** from that of last year.



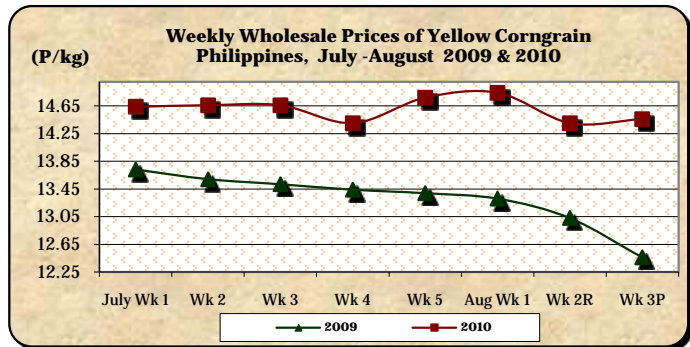
- The average retail price of P30.92/kg posted a 0.13% **cut** from last week's P30.96/kg but recorded a 0.88% **mark-up** relative to last year's P30.65/kg.



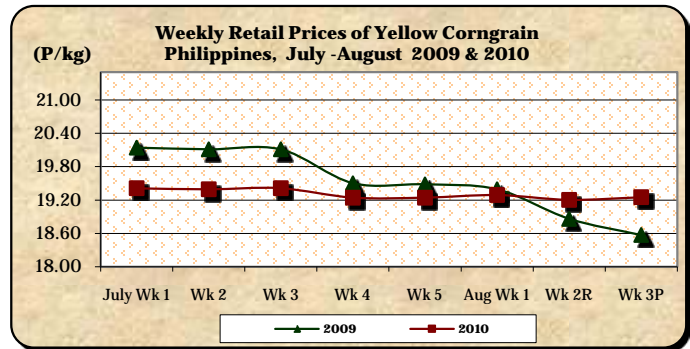
E. Wholesale and Retail Prices of Corngrain, Yellow

* Both wholesale and retail prices recovered from last week's reductions.

At wholesale, the average price of P14.46/kg **increased** by 0.42% and 16.05% relative to prices of last week and last year, respectively.



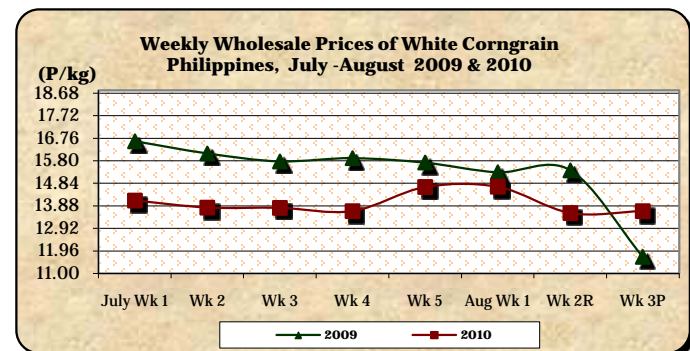
At retail, the average price of P19.25/kg **went up** by 0.26% from last week's quotation and by 3.66% from that of last year.



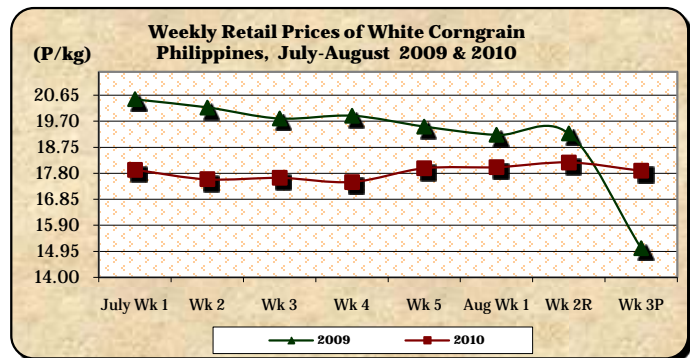
F. Wholesale and Retail Prices of Corngrain, White

* Wholesale price increased but retail price dropped this week.

The average wholesale price of P13.65/kg posted **increments** of 0.59% and 16.67% relative to prices of last week and last year, respectively.



The average retail price of P17.89/kg was **lower** by 1.65% from last week's P18.19/kg but was **higher** by 18.79% from last year's P15.06/kg.



Annex 1

Comparative Weekly Farmgate, Wholesale and Retail Prices of Palay, Rice and Corn, Philippines

Month/Week	Palay (Dry)				Well Milled Rice (WMR)							
	Farmgate Prices				Wholesale Prices				Retail Prices			
	2009	2010	% Change		2009	2010	% Change		2009	2010	% Change	
(1)	(2)	(3)	(3)/(2)	(weekly)	(6)	(7)	(7)/(6)	(weekly)	(10)	(11)	(11)/(10)	(weekly)
July Wk 1	15.44	15.64	1.30	0.77	31.66	31.65	-0.03	-0.44	34.48	34.47	-0.03	0.03
Wk 2	15.46	15.61	0.97	-0.19	31.71	31.68	-0.09	0.09	34.46	34.45	-0.03	-0.06
Wk 3	15.33	15.57	1.57	-0.26	31.65	31.70	0.16	0.06	34.44	34.43	-0.03	-0.06
Wk 4	15.29	15.53	1.57	-0.26	31.57	31.80	0.73	0.32	34.43	34.48	0.15	0.15
Wk 5	15.11	15.61	3.31	0.52	31.51	31.78	0.86	-0.06	34.41	34.45	0.12	-0.09
Aug Wk 1	14.99	15.61	4.14	0.00	31.42	31.73	0.99	-0.16	34.38	34.46	0.23	0.03
Wk 2R	14.78	15.72	6.36	0.70	31.32	31.70	1.21	-0.09	34.35	34.50	0.44	0.12
Wk 3P	14.61	15.68	7.32	-0.25	31.05	31.69	2.06	-0.03	34.18	34.49	0.91	-0.03

Month/Week	Regular Milled Rice (RMR)							
	Wholesale Prices				Retail Prices			
	2009	2010	% Change		2009	2010	% Change	
(1)	(2)	(3)	(3)/(2)	(weekly)	(6)	(7)	(7)/(6)	(weekly)
July Wk 1	28.84	28.59	-0.87	0.18	31.31	31.09	-0.70	0.48
Wk 2	28.88	28.62	-0.90	0.10	31.23	30.89	-1.09	-0.64
Wk 3	28.79	28.66	-0.45	0.14	31.16	30.91	-0.80	0.06
Wk 4	28.74	28.68	-0.21	0.07	31.11	30.80	-1.00	-0.36
Wk 5	28.53	28.75	0.77	0.24	31.04	30.81	-0.74	0.03
Aug Wk 1	28.42	28.69	0.95	-0.21	30.90	30.82	-0.26	0.03
Wk 2R	28.32	28.71	1.38	0.07	30.84	30.96	0.39	0.45
Wk 3P	27.94	28.64	2.51	-0.24	30.65	30.92	0.88	-0.13

Month/Week	Corngrain, Yellow											
	Farmgate Prices				Wholesale Prices				Retail Prices			
	2009	2010	% Change		2009	2010	% Change		2009	2010	% Change	
(1)	(2)	(3)	(3)/(2)	(weekly)	(6)	(7)	(7)/(6)	(weekly)	(10)	(11)	(11)/(10)	(weekly)
July Wk 1	10.14	11.43	12.72	0.79	13.73	14.64	6.63	0.21	20.14	19.41	-3.62	-0.15
Wk 2	10.10	11.44	13.27	0.09	13.59	14.66	7.87	0.14	20.11	19.39	-3.58	-0.10
Wk 3	10.02	11.38	13.57	-0.52	13.52	14.66	8.43	0.00	20.11	19.41	-3.48	0.10
Wk 4	9.79	11.21	14.50	-1.49	13.44	14.40	7.14	-1.77	19.50	19.24	-1.33	-0.88
Wk 5	9.84	11.02	11.99	-1.69	13.39	14.77	10.31	2.57	19.48	19.24	-1.23	0.00
Aug Wk 1	9.81	10.90	11.11	-1.09	13.31	14.84	11.50	0.47	19.39	19.29	-0.52	0.26
Wk 2R	9.23	10.89	17.98	-0.09	13.03	14.40	10.51	-2.96	18.86	19.20	1.80	-0.47
Wk 3P	8.65	10.87	25.66	-0.18	12.46	14.46	16.05	0.42	18.57	19.25	3.66	0.26

Month/Week	Corngrain, White											
	Farmgate Prices				Wholesale Prices				Retail Prices			
	2009	2010	% Change		2009	2010	% Change		2009	2010	% Change	
(1)	(2)	(3)	(3)/(2)	(weekly)	(6)	(7)	(7)/(6)	(weekly)	(10)	(11)	(11)/(10)	(weekly)
July Wk 1	13.34	12.57	-5.77	0.48	16.63	14.10	-15.21	-0.98	20.50	17.92	-12.59	-0.39
Wk 2	13.58	12.36	-8.98	-1.67	16.11	13.80	-14.34	-2.13	20.20	17.58	-12.97	-1.90
Wk 3	13.10	12.18	-7.02	-1.46	15.77	13.79	-12.56	-0.07	19.80	17.63	-10.96	0.28
Wk 4	12.28	11.74	-4.40	-3.61	15.91	13.65	-14.20	-1.02	19.90	17.48	-12.16	-0.85
Wk 5	11.66	11.45	-1.80	-2.47	15.72	14.68	-6.62	7.55	19.50	17.98	-7.79	2.86
Aug Wk 1	11.29	11.09	-1.77	-3.14	15.30	14.69	-3.99	0.07	19.20	18.02	-6.15	0.22
Wk 2R	11.07	10.74	-2.98	-3.16	15.39	13.57	-11.83	-7.62	19.25	18.19	-5.51	0.94
Wk 3P	10.78	10.37	-3.80	-3.45	11.70	13.65	16.67	0.59	15.06	17.89	18.79	-1.65

Note: R-revised; P-preliminary

