

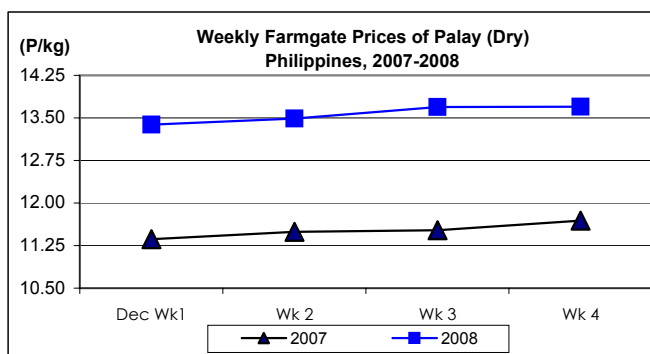


Updates on Palay, Rice & Corn Prices, December 2008

A. Farmgate Price of Palay

* Palay prices continuously recorded weekly increments throughout the month.

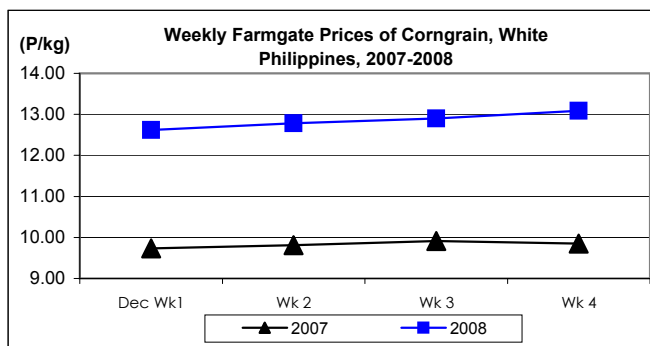
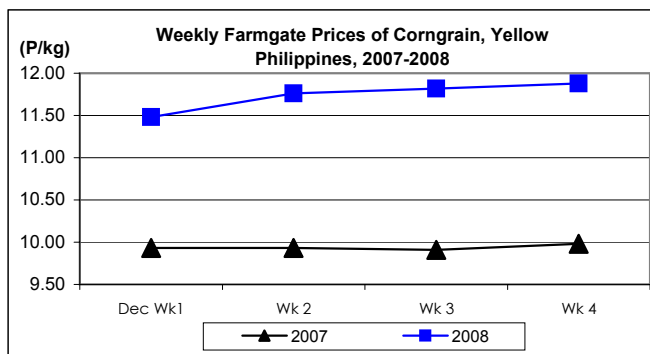
- The monthly average price of palay at P13.55/kg **rose** by 2.73% and 18.96% from quotations of last month and last year, respectively.



B. Farmgate Prices of Corngrain, Yellow and White

* Both yellow and white corngrains posted weekly price gains.

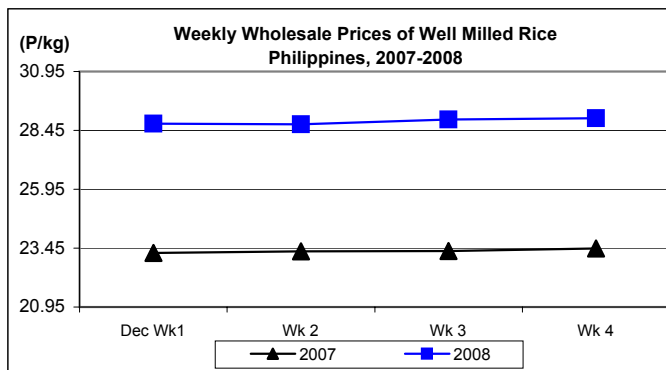
- Yellow corngrain's average price at P11.71/kg was **higher** by 3.81% from November 2008 price and by 17.33% from December 2007 level.
- White corngrain's average price at P12.77/kg registered **increments** of 1.92% and 31.11% from last month's P12.53/kg and last year's P9.74/kg, respectively.



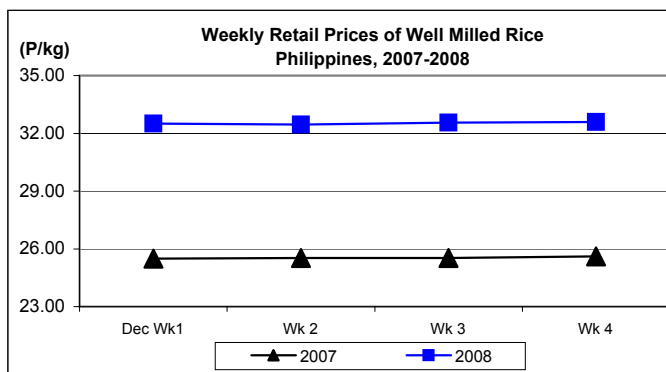
C. Wholesale and Retail Prices of Well Milled Rice (WMR)

☀ At wholesale, prices declined on the first two weeks but recovered during the remaining weeks. At retail, price drop during the 2nd week.

- Average wholesale price at P28.83/kg was **down** by 0.52% from last month's price but was **up** by 23.68% relative to last year's price.



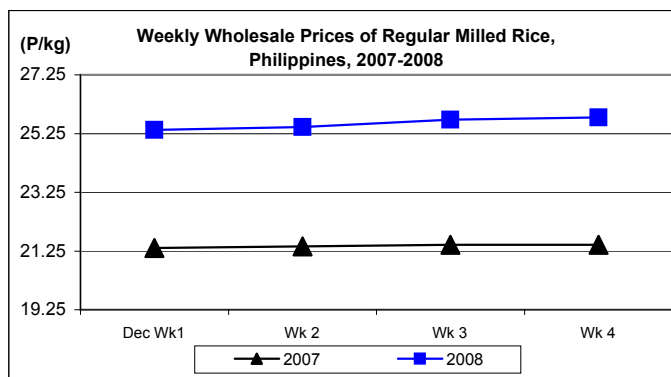
- Average retail price at P32.52/kg was 0.40% **below** last month's price but 27.38% **above** last year's level.



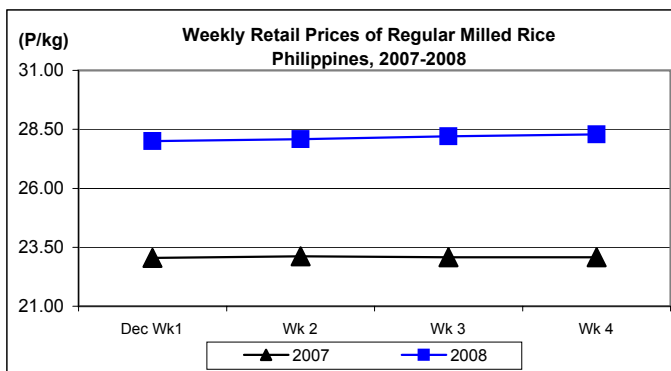
D. Wholesale and Retail Prices of Regular Milled Rice (RMR)

☀ Prices at both wholesale and retail levels initially recorded drops on the 1st week but posted gains until the close of the month.

- At wholesale, average price at P25.59/kg **increased** by 0.35% from last month's P25.50/kg and by 19.69% from last year's P21.38/kg.



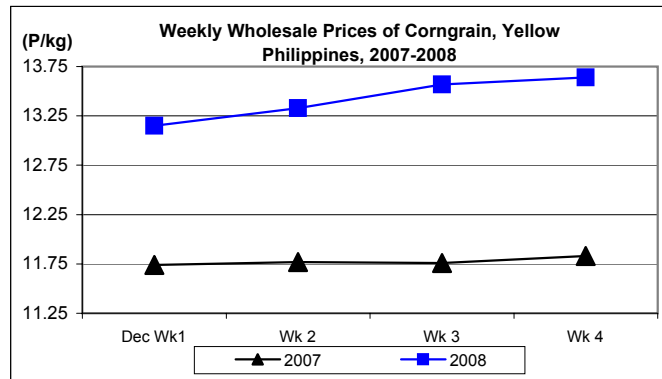
- Although price gains were recorded for three (3) consecutive weeks, the monthly average retail price at P28.13/kg was still **lower** by 0.35% from last month's price but was **higher** by 21.88% from last year's quotation.



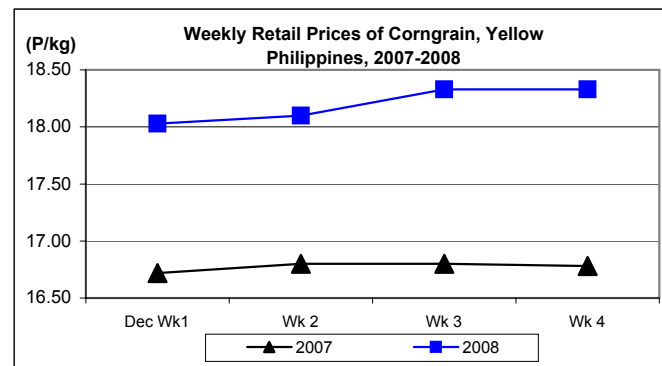
E. Wholesale and Retail Prices of Corngrain, Yellow

☀ Prices at both wholesale and retail levels were increasing during the month.

- Average wholesale price at P13.42/kg recorded **increments** of 2.60% and 14.21% from prices of last month and last year, respectively.



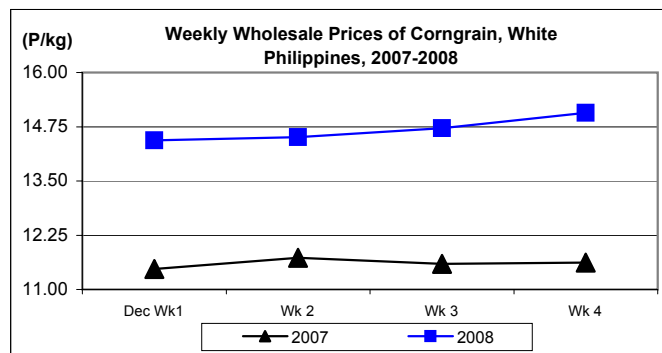
- Average retail price at P18.20/kg **fell** by 1.03% from last month's level but **rose** by 7.82% from last year's record.



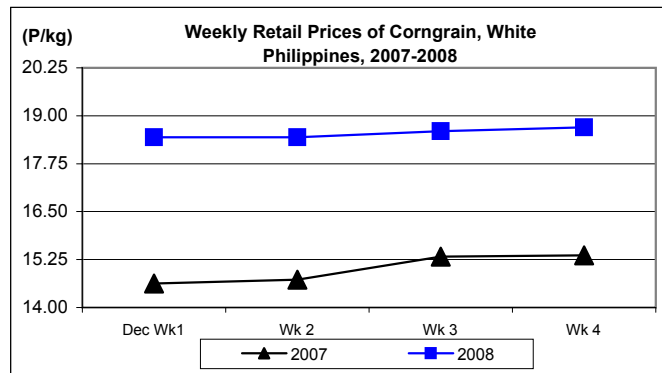
F. Wholesale and Retail Prices of Corngrain, White

☀ At wholesale, a price cut was noted on the 1st week but regained at increasing rates until the end of the month. At retail, prices were unchanged for the first two (2) weeks but went up in the remaining weeks.

- At wholesale, average price at P14.69/kg was 0.47% **lower** than last month's quotation but 25.56% **higher** than last year's report.



- At retail, average price at P18.52/kg was **up** by 1.65% from last month's price and by 25.99% from last year's level.



Annex 1

Comparative Farmgate, Wholesale and Retail Prices of Palay, Rice and Corn, Philippines for the month of December 2008

Month/Week	Palay, dry		Well Milled Rice (WMR)			
	Farmgate Prices		Wholesale Prices		Retail Prices	
	Price/kg	% Change	Price/kg	% Change	Price/kg	% Change
Wk 1	13.38	0.75	28.73	-0.31	32.50	0.00
Wk 2	13.49	0.82	28.71	-0.07	32.45	-0.15
Wk 3	13.69	1.48	28.91	0.70	32.55	0.31
Wk 4	13.70	0.07	28.96	0.17	32.59	0.12
Dec 2008	13.55	-	28.83	-	32.52	-
Dec 2007	11.39	18.96	23.31	23.68	25.53	27.38
Nov 2008	13.19	2.73	28.98	-0.52	32.65	-0.40

Month/Week	Regular Milled Rice (RMR)			
	Wholesale Prices		Retail Prices	
	Price/kg	% Change	Price/kg	% Change
Wk 1	25.38	-0.04	28.00	-0.50
Wk 2	25.47	0.35	28.08	0.29
Wk 3	25.72	0.98	28.20	0.43
Wk 4	25.80	0.31	28.29	0.32
Dec 2008	25.59	-	28.13	-
Dec 2007	21.38	19.69	23.08	21.88
Nov 2008	25.50	0.35	28.23	-0.35

Month/Week	Corngrain, Yellow					
	Farmgate Prices		Wholesale Prices		Retail Prices	
	Price/kg	% Change	Price/kg	% Change	Price/kg	% Change
Wk 1	11.48	1.86	13.15	0.00	18.03	0.95
Wk 2	11.76	2.44	13.33	1.37	18.10	0.39
Wk 3	11.82	0.51	13.57	1.80	18.33	1.27
Wk 4	11.88	0.51	13.64	0.52	18.33	0.00
Dec 2008	11.71	-	13.42	-	18.20	-
Dec 2007	9.98	17.33	11.75	14.21	16.88	7.82
Nov 2008	11.28	3.81	13.08	2.60	18.39	-1.03

Month/Week	Corngrain, White					
	Farmgate Prices		Wholesale Prices		Retail Prices	
	Price/kg	% Change	Price/kg	% Change	Price/kg	% Change
Wk 1	12.62	1.28	14.44	-0.48	18.44	0.00
Wk 2	12.78	1.27	14.51	0.48	18.44	0.00
Wk 3	12.90	0.94	14.72	1.45	18.60	0.87
Wk 4	13.09	1.47	15.07	2.38	18.70	0.54
Dec 2008	12.77	-	14.69	-	18.52	-
Dec 2007	9.74	31.11	11.70	25.56	14.70	25.99
Nov 2008	12.53	1.92	14.76	-0.47	18.22	1.65