



Special Release No.: 2016 - 153

Quezon City, Philippines

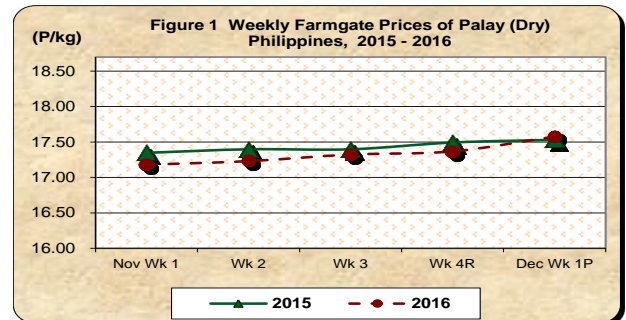
If you want to know more about these statistics
write or call Price Statistics Division
☎ 376-19-59
PSA Website: www.psa.gov.ph

UPDATES ON PALAY, RICE AND CORN PRICES November 30-December 6, 2016

A. Farmgate Prices of Palay

★ Price of palay continues to move upward at a faster pace than last week

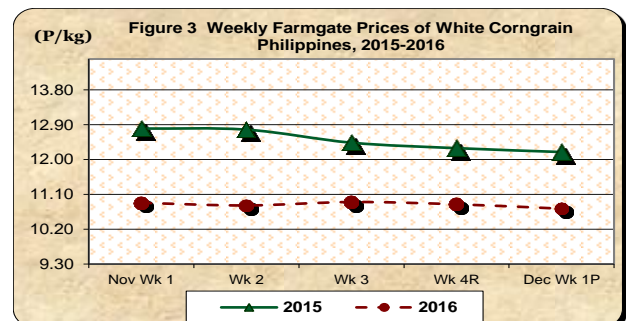
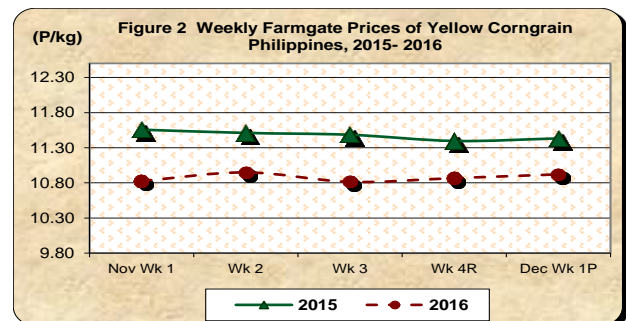
- Respective price **increments** of 1.20 percent and 0.26 percent from levels of last week and last year were recorded for farmgate price of palay. The average price this week was registered at P17.58/kg (*Table 1*).



B. Farmgate Prices of Yellow and White Corngrains

★ Price increases for yellow corngrain while price decreases for white corngrain

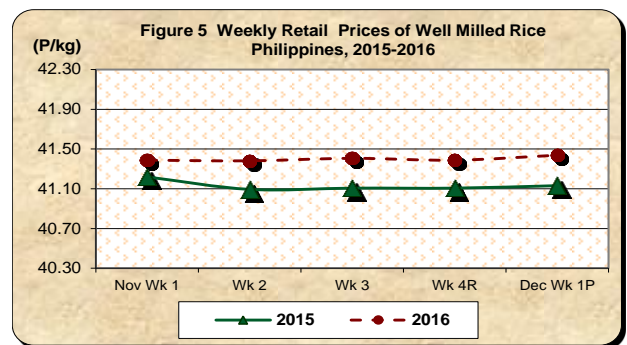
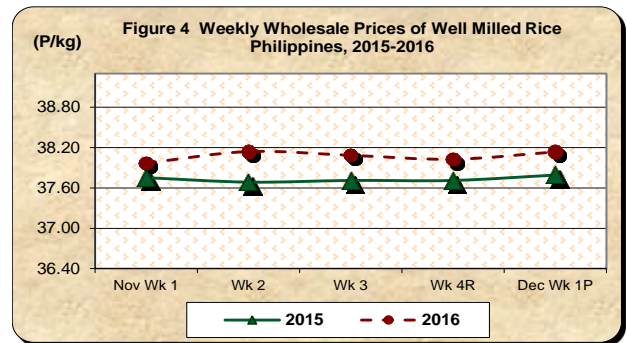
- The average farmgate price of yellow corngrain during the week at P10.92/kg was **higher** by 0.49 percent from its price level last week. Relative to its last year's quotation, it was **lower** by 4.48 percent (*Table 2*).
- The average price of white corngrain at P10.73/kg recorded **decreases** of 1.05 percent from its previous week's level and 12.00 percent from the same period a year ago (*Table 2*).



C. Wholesale and Retail Prices of Well Milled Rice (WMR)

★ Both wholesale and retail prices of well milled rice recover from last week's decline

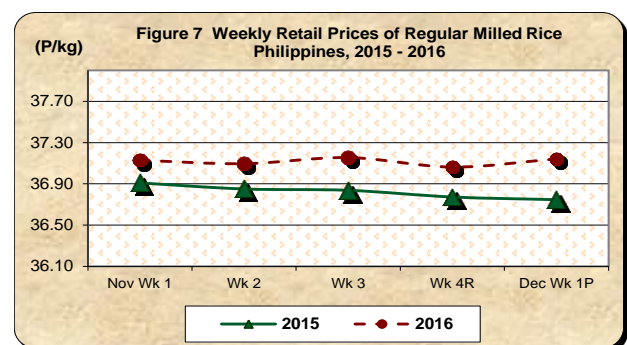
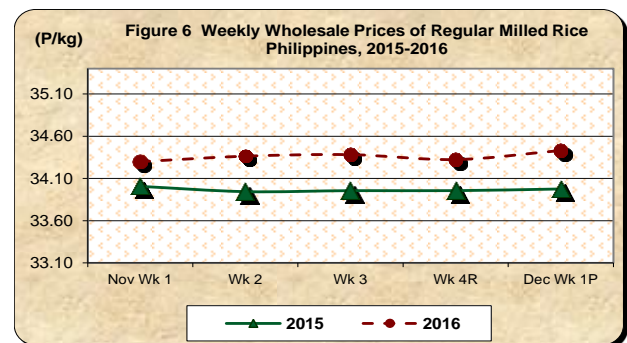
- The average price of well milled rice at P38.13/kg during the first week of December 2016 registered **growth** of 0.29 percent from last week's level of P38.03/kg. Relative to the price during same week in 2015, it **gained** by 0.91 percent (*Table 1*).
- Similarly, the average retail price of well milled rice at P41.44/kg posted an **increase** of 0.12 percent from its a week ago level. However, its price was also **higher** by 0.74 percent compared to its last year's price of P41.13/kg (*Table 1*).



D. Wholesale and Retail Prices of Regular Milled Rice (RMR)

★ Price gains are noted at both wholesale and retail trades of regular milled rice

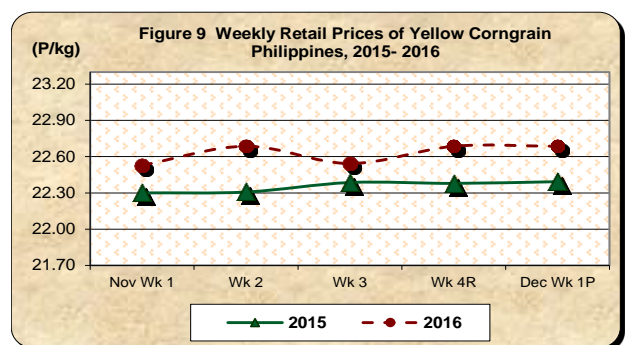
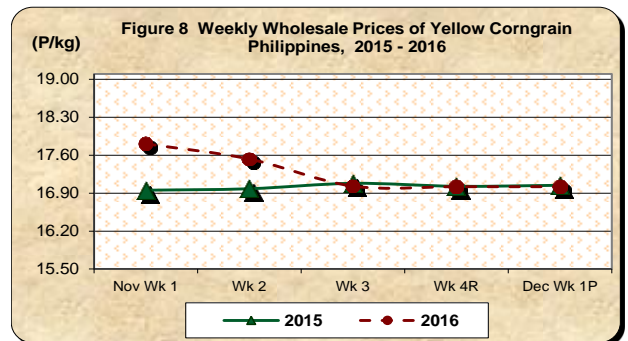
- Compared to last week's level, the average wholesale price of regular milled rice at P34.43/kg **picked up** by 0.31 percent from last week's P34.32/kg and by 1.34 percent from previous year's quotation of P33.98/kg (*Table 1*).
- The average retail price of regular milled rice at P37.14/kg indicated a 0.21 percent **mark-up** from last week's level. Likewise, relative to the same period last year, it was **higher** by 1.08 percent (*Table 1*).



E. Wholesale and Retail Prices of Corngrain, Yellow

* Prices are stable at both wholesale and retail trades

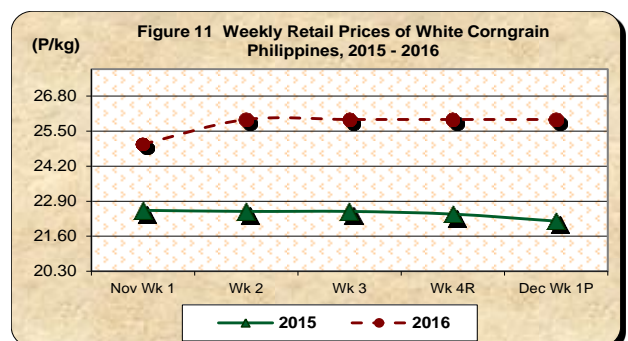
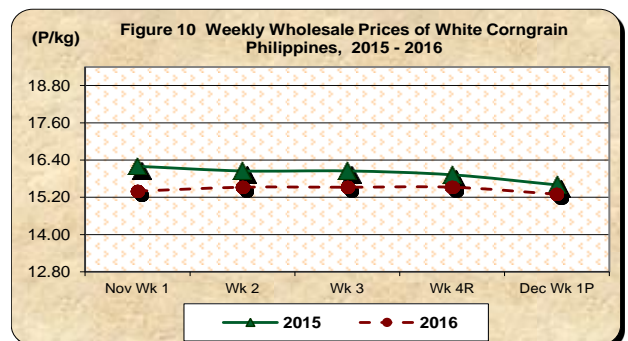
- The average wholesale price of yellow corngrain **remained** at last week's price level of P17.02/kg. Relative to its last year's level, it posted a 0.15 percent **drop** (*Table 2*).
- The average retail price of yellow corngrain at P22.69/kg this week was the **same** with last week's price level. However, it posted a 1.31 percent **uptick** compared to its last year's level (*Table 2*).



F. Wholesale and Retail Prices of Corngrain, White

* Wholesale trade registers price cut while retail trade remains at last week's level

- The average wholesale price of white corngrain was traded this week at P15.30/kg. It posted a 1.45 percent **reduction** from its price level last week. Similarly, it was **cheaper** by 1.92 percent during the same period last year (*Table 2*).
- The average retail price of white corngrain **stood** at P25.93/kg for four (4) consecutive weeks now. Compared to its last year's price, it **picked up** by 17.03 percent (*Table 2*).



**Table 1 Weekly Farmgate, Wholesale and Retail Prices of Palay and Rice in the Philippines
(First Week of November 2016 to First Week of December 2016)**

(Prices per Kilogram)

Month/Week	Palay (Dry)				Well Milled Rice (WMR)							
	Farmgate Prices				Wholesale Prices				Retail Prices			
	2016	2015	% Change		2016	2015	% Change		2016	2015	% Change	
			Annual	Weekly			Annual	Weekly			Annual	Weekly
(1)	(2)	(3)	(4)	(5)	(6)	(7)	(8)	(9)	(10)	(11)	(12)	
Nov Wk 1	17.18	17.35	-0.97	0.44	37.97	37.75	0.58	0.05	41.39	41.22	0.41	0.09
Wk 2	17.23	17.40	-0.96	0.30	38.14	37.69	1.20	0.45	41.38	41.09	0.70	-0.02
Wk 3	17.32	17.40	-0.43	0.53	38.08	37.71	0.99	-0.15	41.41	41.11	0.73	0.06
Wk 4 ^R	17.37	17.49	-0.72	0.26	38.03	37.71	0.84	-0.15	41.39	41.11	0.68	-0.05
Dec Wk 1 ^P	17.58	17.53	0.26	1.20	38.13	37.79	0.91	0.29	41.44	41.13	0.74	0.12

Table 1- (Concluded)

Month/Week	Regular Milled Rice (RMR)							
	Wholesale Prices				Retail Prices			
	2016	2015	% Change		2016	2015	% Change	
			Annual	Weekly			Annual	Weekly
(13)	(14)	(15)	(16)	(17)	(18)	(19)	(20)	
Nov Wk 1	34.30	34.01	0.86	0.18	37.13	36.91	0.60	0.02
Wk 2	34.36	33.94	1.24	0.19	37.10	36.85	0.67	-0.09
Wk 3	34.38	33.96	1.25	0.05	37.16	36.84	0.86	0.16
Wk 4 ^R	34.32	33.96	1.08	-0.17	37.06	36.77	0.79	-0.25
Dec Wk 1 ^P	34.43	33.98	1.34	0.31	37.14	36.75	1.08	0.21

**Table 2 Weekly Farmgate, Wholesale and Retail Prices of Corn in the Philippines
(First Week of November 2016 to First Week of December 2016)**

(Prices per Kilogram)

Month/Week	Corngrain, Yellow											
	Farmgate Prices				Wholesale Prices				Retail Prices			
	2016	2015	% Change		2016	2015	% Change		2016	2015	% Change	
			Annual	Weekly			Annual	Weekly			Annual	Weekly
(1)	(2)	(3)	(4)	(5)	(6)	(7)	(8)	(9)	(10)	(11)	(12)	
Nov Wk 1	10.83	11.56	-6.32	1.25	17.81	16.95	5.05	5.20	22.53	22.30	1.02	-1.25
Wk 2	10.95	11.51	-4.88	1.13	17.53	16.98	3.23	-1.58	22.69	22.31	1.70	0.70
Wk 3	10.81	11.48	-5.84	-1.23	17.03	17.08	-0.30	-2.85	22.54	22.39	0.70	-0.63
Wk 4 ^R	10.87	11.40	-4.64	0.49	17.02	17.03	-0.04	-0.06	22.69	22.38	1.37	0.63
Dec Wk 1 ^P	10.92	11.43	-4.48	0.49	17.02	17.05	-0.15	0.00	22.69	22.39	1.31	0.00

Table 2- (Concluded)

Month/Week	Corngrain, White											
	Farmgate Prices				Wholesale Prices				Retail Prices			
	2016	2015	% Change		2016	2015	% Change		2016	2015	% Change	
			Annual	Weekly			Annual	Weekly			Annual	Weekly
(13)	(14)	(15)	(16)	(17)	(18)	(19)	(20)	(21)	(22)	(23)	(24)	
Nov Wk 1	10.88	12.80	-15.00	-1.40	15.40	16.20	-4.94	0.00	25.02	22.56	10.89	0.00
Wk 2	10.82	12.77	-15.33	-0.60	15.53	16.05	-3.27	0.81	25.93	22.52	15.16	3.66
Wk 3	10.90	12.44	-12.32	0.81	15.53	16.05	-3.27	0.00	25.93	22.52	15.16	0.00
Wk 4 ^R	10.84	12.29	-11.79	-0.54	15.53	15.93	-2.51	0.00	25.93	22.42	15.67	0.00
Dec Wk 1 ^P	10.73	12.19	-12.00	-1.05	15.30	15.60	-1.92	-1.45	25.93	22.16	17.03	0.00

Source: Weekly Cereals and Fertilizers Price Monitoring (WCFPM)

Note: R-revised; P-preliminary