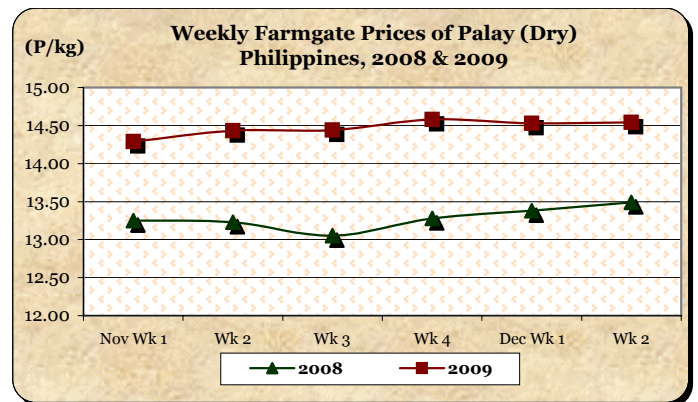


A. Farmgate Price of Palay

* Palay price slightly recovered from last week's drop.

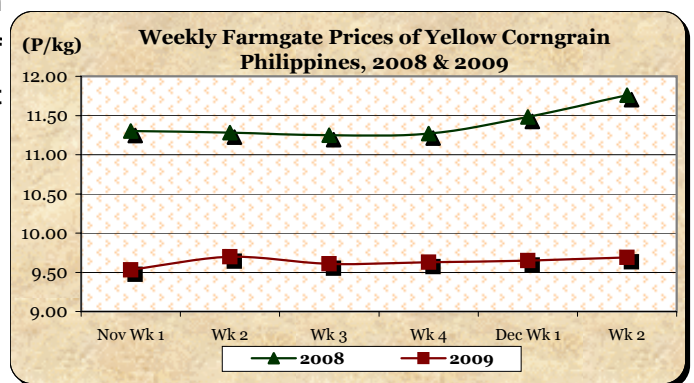
■ The average price of P14.54/kg was slightly higher by 0.07% from last week's P14.53/kg. This was, likewise, 7.78% above last year's quotation of P13.49/kg.



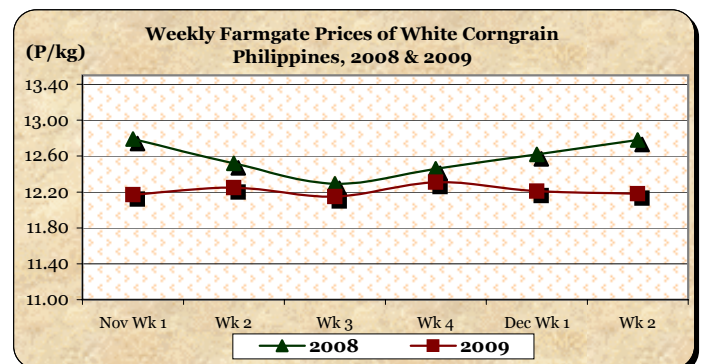
B. Farmgate Prices of Corngrain, Yellow and White

* Price of yellow corngrain sustained an upward movement at a faster rate but that of white corngrain continued to move down at a slower pace.

■ Yellow corngrain price at P9.69/kg was up by 0.41% from last week's level but was down by 17.60% relative to last year's report.



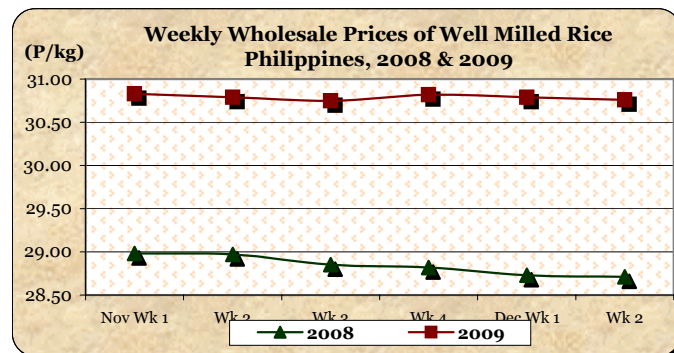
■ White corngrain price at P12.18/kg recorded cuts of 0.25% and 4.69% relative to prices of last week and last year, respectively.



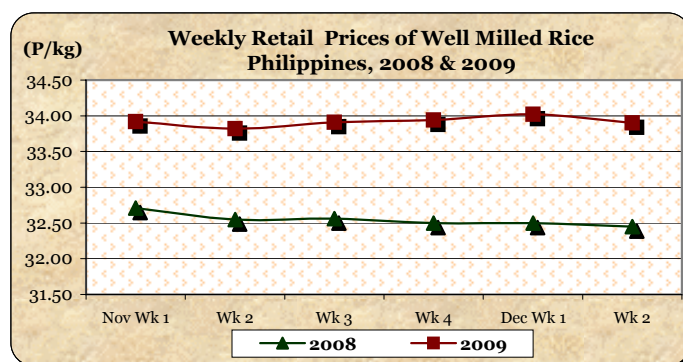
C. Wholesale and Retail Prices of Well Milled Rice (WMR)

* Prices slid at both wholesale and retail levels.

■ The average wholesale price of P30.76/kg fell by 0.10% from last week's level but rose by 7.14% compared to last year's record.



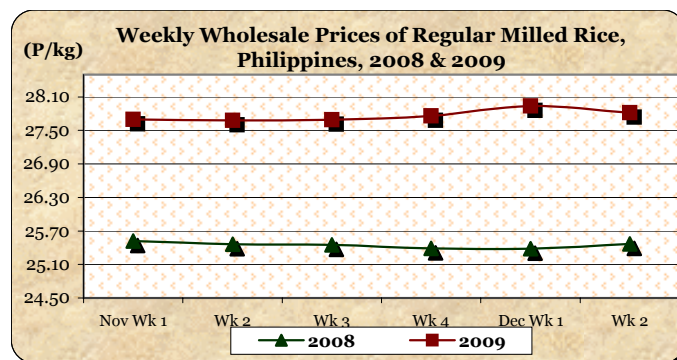
■ The average retail price of P33.90/kg was 0.35% below last week's P34.02/kg but was 4.47% above last year's P32.45/kg.



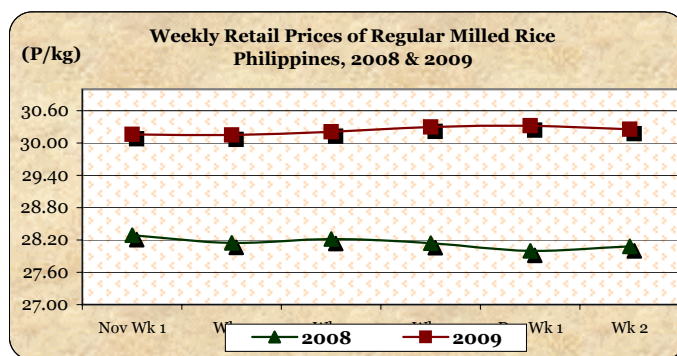
D. Wholesale and Retail Prices of Regular Milled Rice (RMR)

* Both wholesale and retail prices declined after a series of increases.

■ At wholesale, the average price of P27.82/kg registered a 0.43% decrement from last week's price but indicated a 9.23% increment over 2008 record.



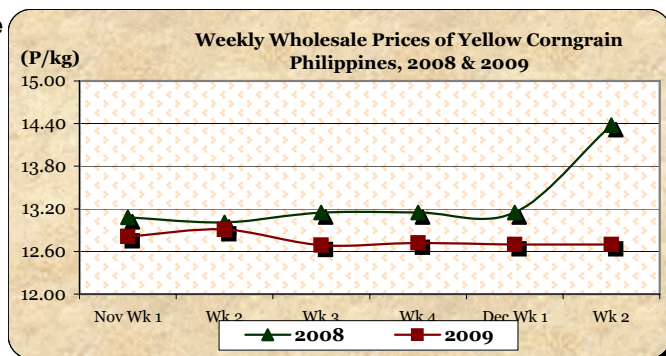
■ At retail, the average price of P30.26/kg posted a 0.20% reduction from last week's quotation but reflected a 7.76% mark-up relative to last year's level.



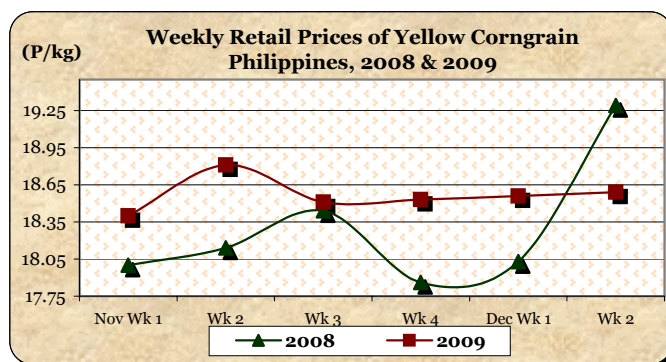
E. Wholesale and Retail Prices of Corngrain, Yellow

* **At wholesale, price remained stable. At retail, price further went up at the same rate as in the previous week.**

■ The average wholesale price **remained** at last week's level of P12.70/kg. This indicated a **decrease** of 11.68% from last year's report.



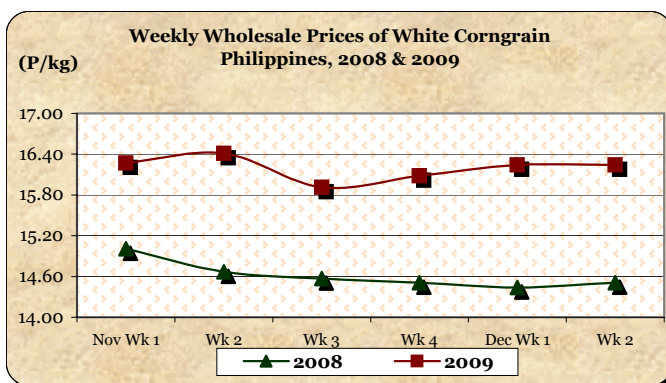
■ The average retail price of P18.59/kg was 0.16% **higher** than last week's P18.56/kg but was 3.63% **lower** than last year's P19.29/kg.



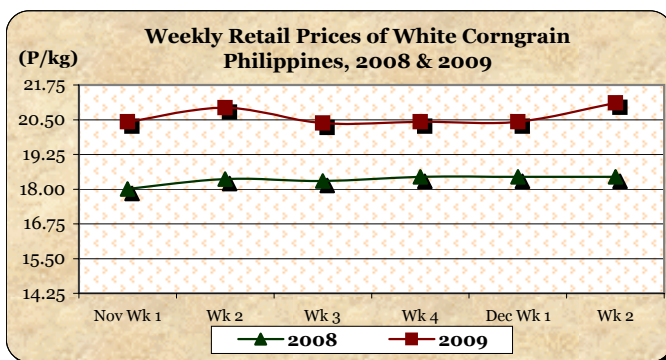
F. Wholesale and Retail Prices of Corngrain, White

* **Wholesale price was stable while retail price moved upward.**

■ The average wholesale price was **unchanged** at last week's P16.24/kg. This was, however, 11.92% **above** 2008 record.



■ The average retail price of P21.11/kg increased by 3.38% and 14.48% from last week's and last year's prices, respectively.



Annex 1
Comparative Weekly Farmgate, Wholesale and Retail Prices of Palay, Rice and Corn, Philippines

Month/Week	Palay (Dry)				Well Milled Rice (WMR)							
	Farmgate Prices				Wholesale Prices				Retail Prices			
	2008	2009	% Change		2008	2009	% Change		2008	2009	% Change	
(1)	(2)	(3)	(3)/(2)	(weekly)	(6)	(7)	(7)/(6)	(weekly)	(10)	(11)	(11)/(10)	(weekly)
Nov Wk 1	13.25	14.29	7.85	0.07	28.98	30.83	6.38	0.42	32.71	33.92	3.70	0.41
Wk 2	13.23	14.43	9.07	0.98	28.97	30.79	6.28	-0.13	32.55	33.82	3.90	-0.29
Wk 3	13.05	14.44	10.65	0.07	28.85	30.75	6.59	-0.13	32.56	33.91	4.15	0.27
Wk 4	13.28	14.58	9.79	0.97	28.82	30.82	6.94	0.23	32.50	33.94	4.43	0.09
Dec Wk 1	13.38	14.53	8.59	-0.34	28.73	30.79	7.17	-0.10	32.50	34.02	4.68	0.24
Wk 2P	13.49	14.54	7.78	0.07	28.71	30.76	7.14	-0.10	32.45	33.90	4.47	-0.35

Month/Week	Regular Milled Rice (RMR)							
	Wholesale Prices				Retail Prices			
	2008	2009	% Change		2008	2009	% Change	
(1)	(2)	(3)	(3)/(2)	(weekly)	(6)	(7)	(7)/(6)	(weekly)
Nov Wk 1	25.52	27.70	8.54	0.22	28.29	30.16	6.61	0.70
Wk 2	25.46	27.68	8.72	-0.07	28.15	30.15	7.10	-0.03
Wk 3	25.45	27.69	8.80	0.04	28.22	30.21	7.05	0.20
Wk 4	25.39	27.76	9.33	0.25	28.14	30.30	7.68	0.30
Dec Wk 1	25.38	27.94	10.09	0.65	28.00	30.32	8.29	0.07
Wk 2P	25.47	27.82	9.23	-0.43	28.08	30.26	7.76	-0.20

Month/Week	Corngrain, Yellow											
	Farmgate Prices				Wholesale Prices				Retail Prices			
	2008	2009	% Change		2008	2009	% Change		2008	2009	% Change	
(1)	(2)	(3)	(3)/(2)	(weekly)	(6)	(7)	(7)/(6)	(weekly)	(10)	(11)	(11)/(10)	(weekly)
Nov Wk 1	11.30	9.53	-15.66	3.03	13.08	12.81	-2.06	1.83	18.00	18.40	2.22	-0.27
Wk 2	11.28	9.70	-14.01	1.78	13.01	12.91	-0.77	0.78	18.14	18.81	3.69	2.23
Wk 3	11.25	9.61	-14.58	-0.93	13.15	12.69	-3.50	-1.70	18.44	18.51	0.38	-1.59
Wk 4	11.27	9.63	-14.55	0.21	13.15	12.72	-3.27	0.24	17.86	18.53	3.75	0.11
Dec Wk 1	11.48	9.65	-15.94	0.21	13.15	12.70	-3.42	-0.16	18.03	18.56	2.94	0.16
Wk 2P	11.76	9.69	-17.60	0.41	14.38	12.70	-11.68	0.00	19.29	18.59	-3.63	0.16

Month/Week	Corngrain, White											
	Farmgate Prices				Wholesale Prices				Retail Prices			
	2008	2009	% Change		2008	2009	% Change		2008	2009	% Change	
(1)	(2)	(3)	(3)/(2)	(weekly)	(6)	(7)	(7)/(6)	(weekly)	(10)	(11)	(11)/(10)	(weekly)
Nov Wk 1	12.79	12.17	-4.85	0.91	15.01	16.27	8.39	1.50	18.01	20.43	13.44	-1.68
Wk 2	12.52	12.25	-2.16	0.66	14.67	16.41	11.86	0.86	18.36	20.93	14.00	2.45
Wk 3	12.29	12.15	-1.14	-0.82	14.57	15.91	9.20	-3.05	18.29	20.38	11.43	-2.63
Wk 4	12.46	12.31	-1.20	1.32	14.51	16.08	10.82	1.07	18.44	20.42	10.74	0.20
Dec Wk 1	12.62	12.21	-3.25	-0.81	14.44	16.24	12.47	1.00	18.44	20.42	10.74	0.00
Wk 2P	12.78	12.18	-4.69	-0.25	14.51	16.24	11.92	0.00	18.44	21.11	14.48	3.38

Note: R-revised; P-preliminary

