



Special Release No.: 2016 - 158

Quezon City, Philippines

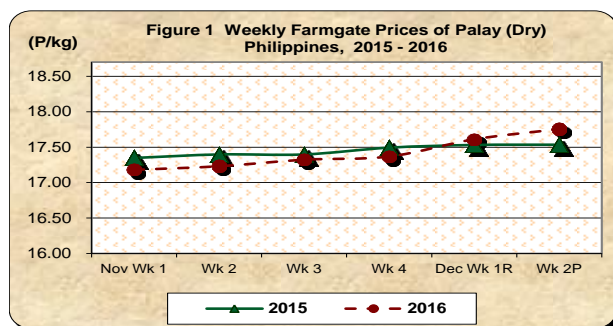
If you want to know more about these statistics
write or call Price Statistics Division
☎ 376-19-59
PSA Website: www.psa.gov.ph

UPDATES ON PALAY, RICE AND CORN PRICES December 7-13, 2016

A. Farmgate Price of Palay

* Palay price at the farmgate is still on the uptrend

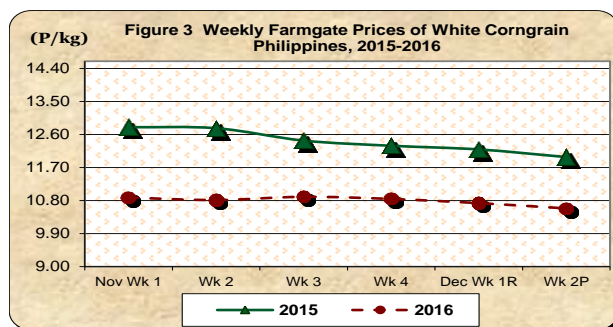
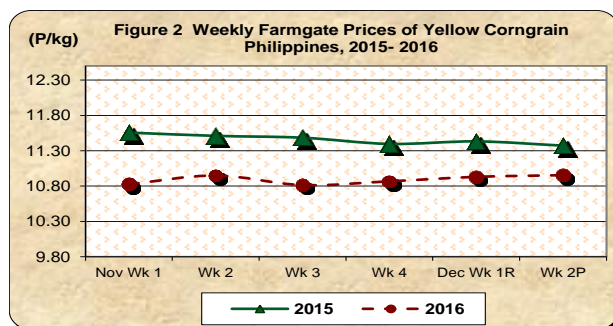
- A 0.82 percent **increase** from last week's price of P17.61/kg was noted in the farmgate price of palay during the week at P17.76/kg. Relative to its previous year's quotation, its price **picked up** by 1.26 percent (*Table 1*).



B. Farmgate Prices of Yellow and White Corngrains

* Prices of yellow and white corngrains at the farmgate continue to move at opposite directions

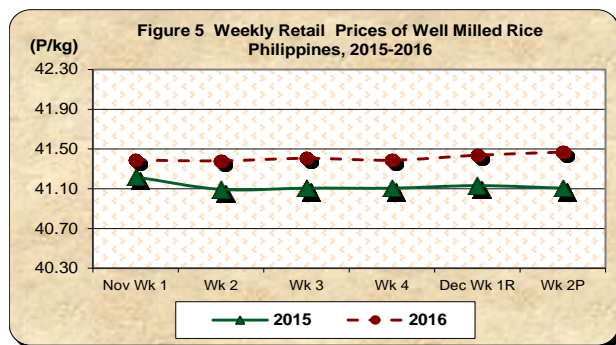
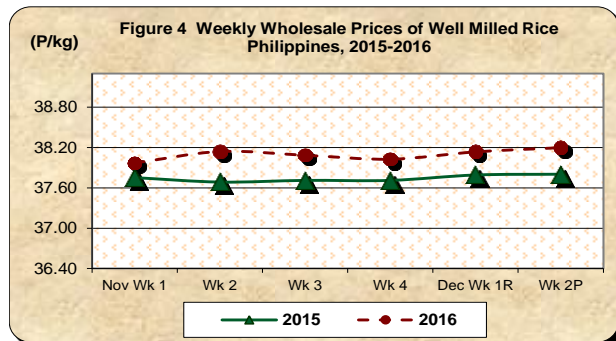
- The average price of yellow corngrain at P10.95/kg **gained** by 0.22 percent from its previous week's level of P10.93/kg. On the contrary, the price **went down** by 3.67 percent compared to its last year's price at P11.37/kg (*Table 2*).
- The average price of white corngrain was registered this week at P10.59/kg. This was **cheaper** by 1.35 percent compared to its level a week ago and by 11.69 percent than its last year's price (*Table 2*).



C. Wholesale and Retail Prices of Well Milled Rice (WMR)

★ Higher prices are registered this week at both wholesale and retail trades

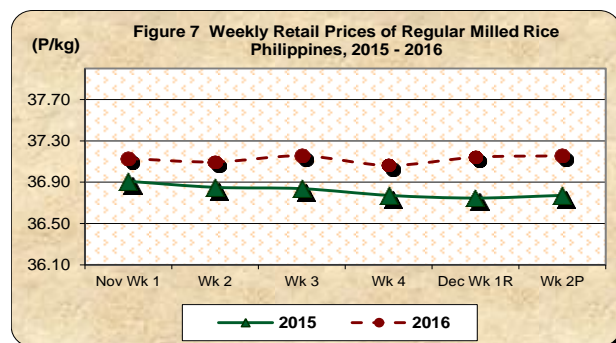
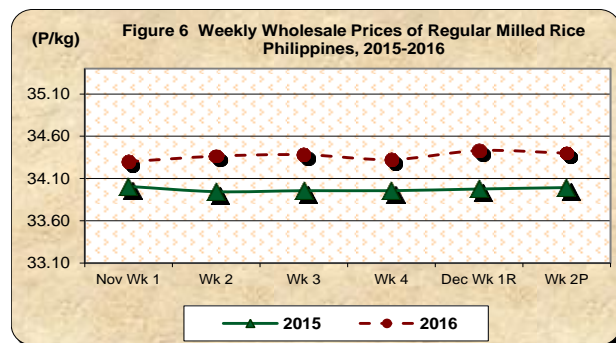
- Compared to a week ago level, the average wholesale price of well milled rice at P38.20/kg was **higher** by 0.17 percent during the week. Likewise, its price **went up** by 1.05 percent from the same week a year ago (*Table 1*).
- Similarly, the average retail price of well milled rice at P41.47/kg posted an **uptick** of 0.08 percent from last week's level of P41.44/kg and 0.88 percent from last year's quotation of P41.11/kg (*Table 1*).



D. Wholesale and Retail Prices of Regular Milled Rice (RMR)

★ Wholesale price drops while retail price continue to climb

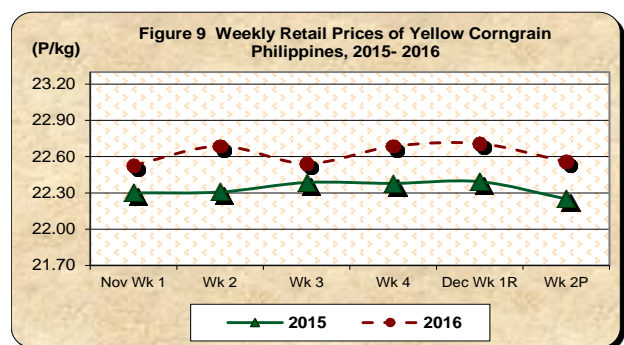
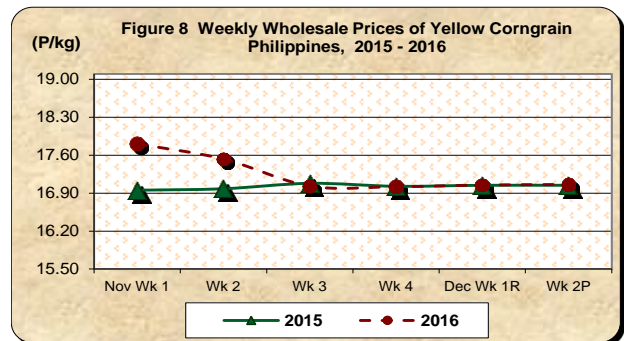
- The average wholesale price of regular milled rice at P34.40/kg this week was **lower** by 0.09 percent from its previous week's level. On the other hand, a **growth** of 1.20 percent from last year's price was noted (*Table 1*).
- The average retail price of regular milled rice at P37.16/kg recorded a 0.04 percent **gain** from last week's level. It also posted a 1.04 percent **mark-up** from last year's quotation of P36.77/kg (*Table 1*).



E. Wholesale and Retail Prices of Corngrain, Yellow

* Wholesale price continues to go up while retail price drops this week

- The average wholesale price of yellow corngrain at P17.06/kg **inched up** by 0.06 percent from last week's quotation. Likewise, a 0.09 percent **gain** from a year ago level was recorded (*Table 2*).
- The average retail price of yellow corngrain at P22.56/kg during the week **decreased** by 0.66 percent from its previous week's level of P22.71/kg. Compared to last year's P22.25/kg, its current week's price **rose** by 1.38 percent (*Table 2*).



F. Wholesale and Retail Prices of Corngrain, White

* Price at wholesale increases while price at retail decreases

- White corngrain's average wholesale price this week at P15.35/kg **gained** from last week's and last year's quotation by 0.33 percent (*Table 2*).
- The average retail price of white corngrain this week was tagged at P25.77/kg. This was **cheaper** than last week's price by 0.64 percent. Meanwhile, it was **higher** by 16.28 percent from its price a year ago (*Table 2*).

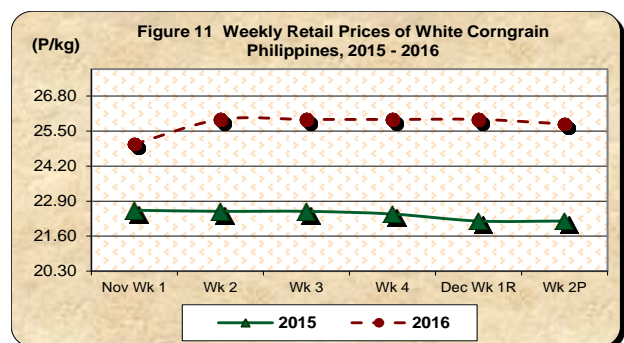
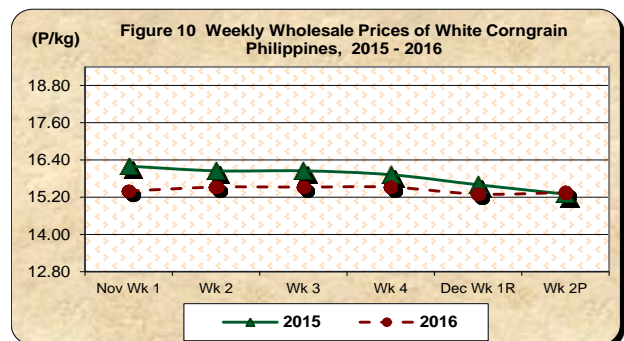


Table 1 Weekly Farmgate, Wholesale and Retail Prices of Palay and Rice in the Philippines
(First Week of November 2016 to Second Week of December 2016)
(Prices per Kilogram)

Month/Week	Palay (Dry)				Well Milled Rice (WMR)							
	Farmgate Prices				Wholesale Prices				Retail Prices			
	2016	2015	% Change		2016	2015	% Change		2016	2015	% Change	
			Annual	Weekly			Annual	Weekly			Annual	Weekly
(1)	(2)	(3)	(4)	(5)	(6)	(7)	(8)	(9)	(10)	(11)	(12)	
Nov Wk 1	17.18	17.35	-0.97	0.44	37.97	37.75	0.58	0.05	41.39	41.22	0.41	0.09
Wk 2	17.23	17.40	-0.96	0.30	38.14	37.69	1.20	0.45	41.38	41.09	0.70	-0.02
Wk 3	17.32	17.40	-0.43	0.53	38.08	37.71	0.99	-0.15	41.41	41.11	0.73	0.06
Wk 4	17.37	17.49	-0.72	0.26	38.03	37.71	0.84	-0.15	41.39	41.11	0.68	-0.05
Dec Wk 1 ^R	17.61	17.53	0.45	1.40	38.13	37.79	0.91	0.29	41.44	41.13	0.74	0.12
Wk 2 ^P	17.76	17.54	1.26	0.82	38.20	37.80	1.05	0.17	41.47	41.11	0.88	0.08

Table 1- (Concluded)

Month/Week	Regular Milled Rice (RMR)							
	Wholesale Prices				Retail Prices			
	2016	2015	% Change		2016	2015	% Change	
			Annual	Weekly			Annual	Weekly
(13)	(14)	(15)	(16)	(17)	(18)	(19)	(20)	
Nov Wk 1	34.30	34.01	0.86	0.18	37.13	36.91	0.60	0.02
Wk 2	34.36	33.94	1.24	0.19	37.10	36.85	0.67	-0.09
Wk 3	34.38	33.96	1.25	0.05	37.16	36.84	0.86	0.16
Wk 4	34.32	33.96	1.08	-0.17	37.06	36.77	0.79	-0.25
Dec Wk 1 ^R	34.43	33.98	1.34	0.31	37.14	36.75	1.08	0.21
Wk 2 ^P	34.40	33.99	1.20	-0.09	37.16	36.77	1.04	0.04

Table 2 Weekly Farmgate, Wholesale and Retail Prices of Corn in the Philippines
(First Week of November 2016 to Second Week of December 2016)
(Prices per Kilogram)

Month/Week	Corngrain, Yellow											
	Farmgate Prices				Wholesale Prices				Retail Prices			
	2016	2015	% Change		2016	2015	% Change		2016	2015	% Change	
			Annual	Weekly			Annual	Weekly			Annual	Weekly
(1)	(2)	(3)	(4)	(5)	(6)	(7)	(8)	(9)	(10)	(11)	(12)	
Nov Wk 1	10.83	11.56	-6.32	1.25	17.81	16.95	5.05	5.20	22.53	22.30	1.02	-1.25
Wk 2	10.95	11.51	-4.88	1.13	17.53	16.98	3.23	-1.58	22.69	22.31	1.70	0.70
Wk 3	10.81	11.48	-5.84	-1.23	17.03	17.08	-0.30	-2.85	22.54	22.39	0.70	-0.63
Wk 4	10.87	11.40	-4.64	0.49	17.02	17.03	-0.04	-0.06	22.69	22.38	1.37	0.63
Dec Wk 1 ^R	10.93	11.43	-4.39	0.58	17.05	17.05	0.03	0.18	22.71	22.39	1.40	0.09
Wk 2 ^P	10.95	11.37	-3.67	0.22	17.06	17.05	0.09	0.06	22.56	22.25	1.38	-0.66

Table 2- (Concluded)

Month/Week	Corngrain, White											
	Farmgate Prices				Wholesale Prices				Retail Prices			
	2016	2015	% Change		2016	2015	% Change		2016	2015	% Change	
			Annual	Weekly			Annual	Weekly			Annual	Weekly
(13)	(14)	(15)	(16)	(17)	(18)	(19)	(20)	(21)	(22)	(23)	(24)	
Nov Wk 1	10.88	12.80	-15.00	-1.40	15.40	16.20	-4.94	0.00	25.02	22.56	10.89	0.00
Wk 2	10.82	12.77	-15.33	-0.60	15.53	16.05	-3.27	0.81	25.93	22.52	15.16	3.66
Wk 3	10.90	12.44	-12.32	0.81	15.53	16.05	-3.27	0.00	25.93	22.52	15.16	0.00
Wk 4	10.84	12.29	-11.79	-0.54	15.53	15.93	-2.51	0.00	25.93	22.42	15.67	0.00
Dec Wk 1 ^R	10.73	12.19	-12.00	-1.05	15.30	15.60	-1.92	-1.45	25.93	22.16	17.03	0.00
Wk 2 ^P	10.59	11.99	-11.69	-1.35	15.35	15.30	0.33	0.33	25.77	22.16	16.28	-0.64

Source: Weekly Cereals and Fertilizers Price Monitoring (WCFPM)
Note: R-revised; P-preliminary