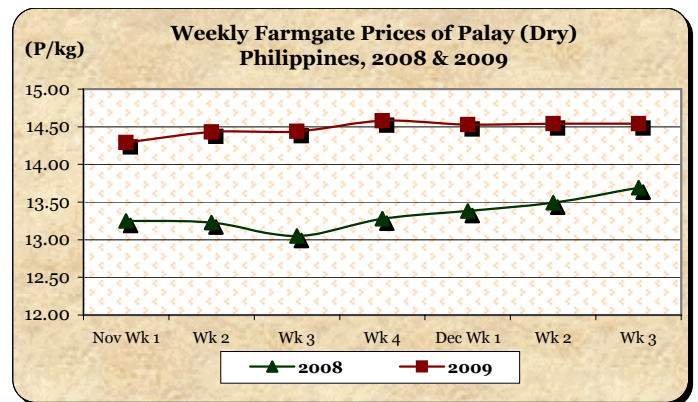


A. Farmgate Price of Palay

* Palay price remained at last week's level.

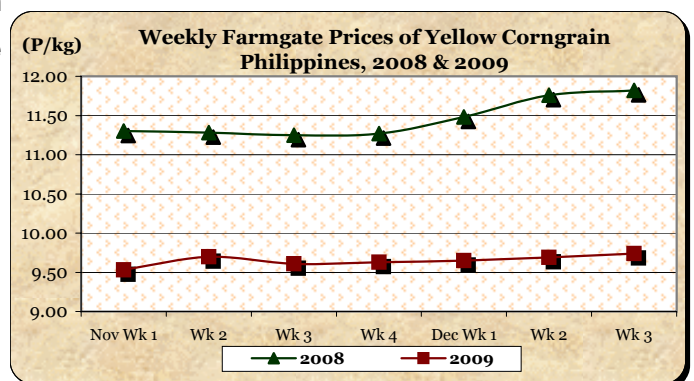
■ The average farmgate price remained at last week's level of P14.54/kg. Compared to 2008 quotation, this was 6.21% higher.



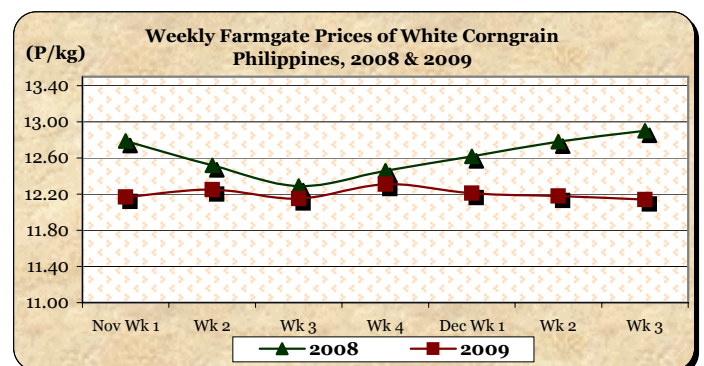
B. Farmgate Prices of Corngrain, Yellow and White

* Price of yellow corngrain sustained an upward movement but that of white corngrain continued to move down.

■ Yellow corngrain price at P9.74/kg was 0.52% above last week's price but was 17.60% below last year's record.



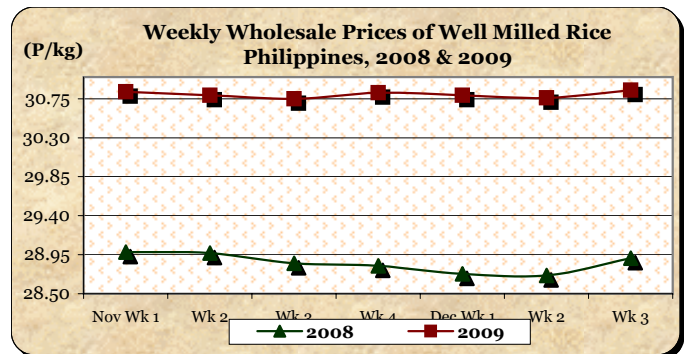
■ White corngrain price at P12.14/kg decreased by 0.33% from last week's P12.18/kg and by 5.89% relative to last year's P12.90/kg.



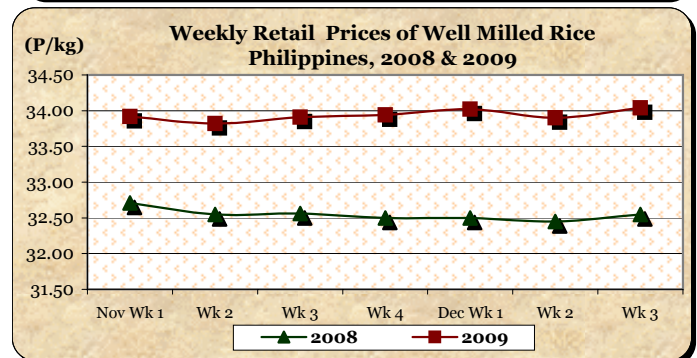
C. Wholesale and Retail Prices of Well Milled Rice (WMR)

* Prices at both wholesale and retail levels went up after recording decreases last week.

■ The average wholesale price of P30.85/kg registered **increments** of 0.29% and 6.71% from prices of last week and last year, respectively.



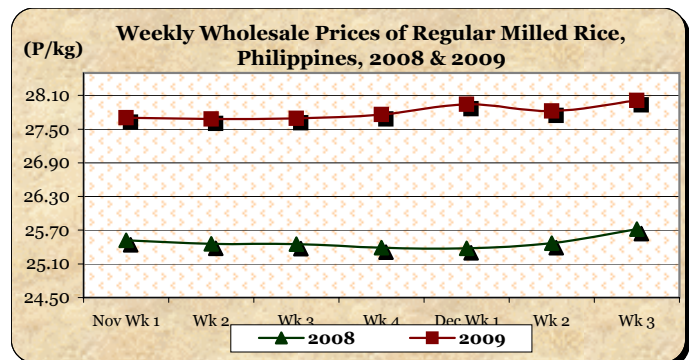
■ The average retail price of P34.04/kg recorded **gains** of 0.41% from last week's level and 4.58% over last year's report.



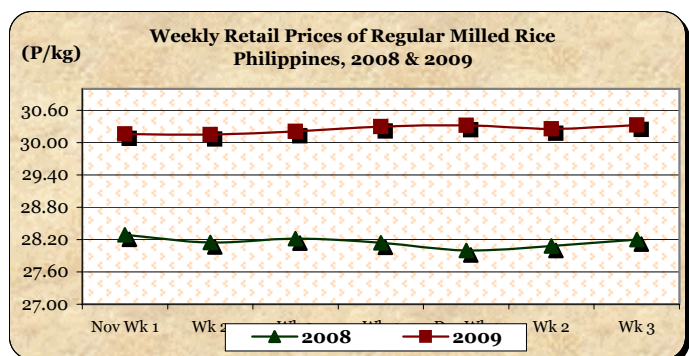
D. Wholesale and Retail Prices of Regular Milled Rice (RMR)

* Both wholesale and retail prices resumed upward movements after registering cuts last week.

■ At wholesale, the average price of P28.01/kg was **up** by 0.68% from last week's P27.82/kg and by 8.90% relative to last year's P25.72/kg.



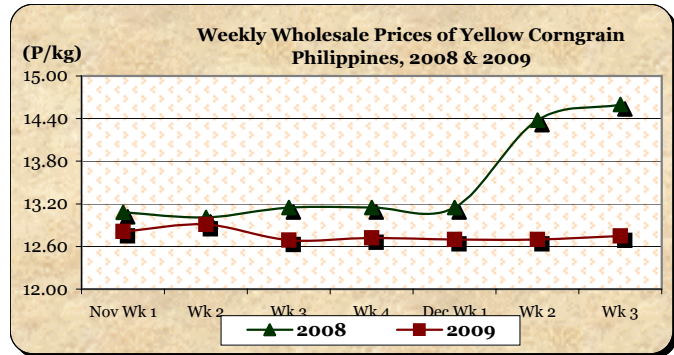
■ At retail, the average price of P30.33/kg was **higher** by 0.23% from last week's quotation and by 7.55% compared to last year's level.



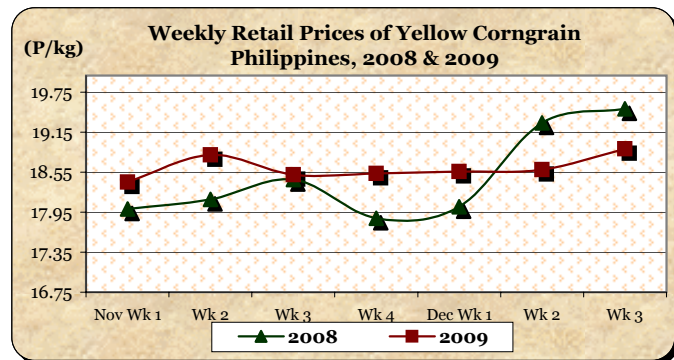
E. Wholesale and Retail Prices of Corngrain, Yellow

* Both wholesale and retail prices reflected upward movements.

■ The average wholesale price at P12.75/kg rose by 0.39% from last week's price but fell by 12.67% relative to last year's report.



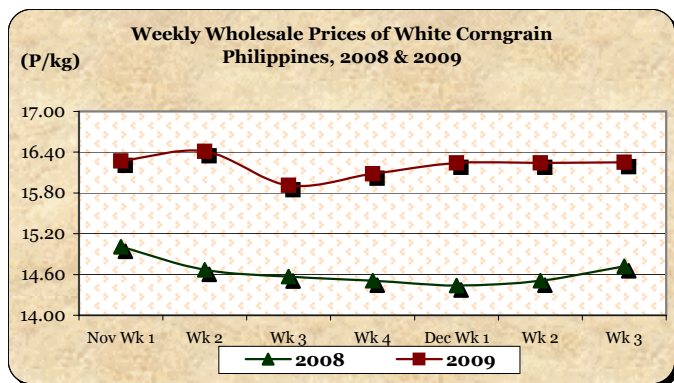
■ The average retail price of P18.90/kg posted a 1.67% mark-up from last week's quotation but indicated a 3.08% cut from the 2008 level.



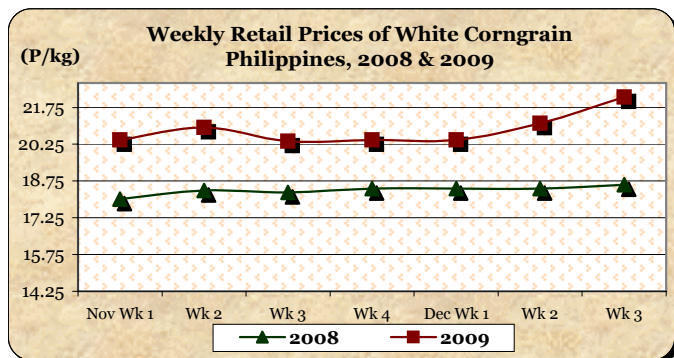
F. Wholesale and Retail Prices of Corngrain, White

* Prices at both wholesale and retail levels registered increases.

■ The average wholesale price was slightly up by 0.06% from last week's P16.24/kg. This was, likewise, higher by 10.39% compared to last year's P14.72/kg.



■ The average retail price of P22.17/kg recorded increments of 5.02% and 19.19% relative to last week's and last year's prices, respectively.



Annex 1

Comparative Weekly Farmgate, Wholesale and Retail Prices of Palay, Rice and Corn, Philippines

Month/Week	Palay (Dry)				Well Milled Rice (WMR)							
	Farmgate Prices				Wholesale Prices				Retail Prices			
	2008	2009	% Change		2008	2009	% Change		2008	2009	% Change	
(1)	(2)	(3)	(3)/(2)	(weekly)	(6)	(7)	(7)/(6)	(weekly)	(10)	(11)	(11)/(10)	(weekly)
Nov Wk 1	13.25	14.29	7.85	0.07	28.98	30.83	6.38	0.42	32.71	33.92	3.70	0.41
Wk 2	13.23	14.43	9.07	0.98	28.97	30.79	6.28	-0.13	32.55	33.82	3.90	-0.29
Wk 3	13.05	14.44	10.65	0.07	28.85	30.75	6.59	-0.13	32.56	33.91	4.15	0.27
Wk 4	13.28	14.58	9.79	0.97	28.82	30.82	6.94	0.23	32.50	33.94	4.43	0.09
Dec Wk 1	13.38	14.53	8.59	-0.34	28.73	30.79	7.17	-0.10	32.50	34.02	4.68	0.24
Wk 2R	13.49	14.54	7.78	0.07	28.71	30.76	7.14	-0.10	32.45	33.90	4.47	-0.35
Wk 3P	13.69	14.54	6.21	0.00	28.91	30.85	6.71	0.29	32.55	34.04	4.58	0.41

Month/Week	Regular Milled Rice (RMR)							
	Wholesale Prices				Retail Prices			
	2008	2009	% Change		2008	2009	% Change	
(1)	(2)	(3)	(3)/(2)	(weekly)	(6)	(7)	(7)/(6)	(weekly)
Nov Wk 1	25.52	27.70	8.54	0.22	28.29	30.16	6.61	0.70
Wk 2	25.46	27.68	8.72	-0.07	28.15	30.15	7.10	-0.03
Wk 3	25.45	27.69	8.80	0.04	28.22	30.21	7.05	0.20
Wk 4	25.39	27.76	9.33	0.25	28.14	30.30	7.68	0.30
Dec Wk 1	25.38	27.94	10.09	0.65	28.00	30.32	8.29	0.07
Wk 2R	25.47	27.82	9.23	-0.43	28.08	30.26	7.76	-0.20
Wk 3P	25.72	28.01	8.90	0.68	28.20	30.33	7.55	0.23

Month/Week	Corngrain, Yellow											
	Farmgate Prices				Wholesale Prices				Retail Prices			
	2008	2009	% Change		2008	2009	% Change		2008	2009	% Change	
(1)	(2)	(3)	(3)/(2)	(weekly)	(6)	(7)	(7)/(6)	(weekly)	(10)	(11)	(11)/(10)	(weekly)
Nov Wk 1	11.30	9.53	-15.66	3.03	13.08	12.81	-2.06	1.83	18.00	18.40	2.22	-0.27
Wk 2	11.28	9.70	-14.01	1.78	13.01	12.91	-0.77	0.78	18.14	18.81	3.69	2.23
Wk 3	11.25	9.61	-14.58	-0.93	13.15	12.69	-3.50	-1.70	18.44	18.51	0.38	-1.59
Wk 4	11.27	9.63	-14.55	0.21	13.15	12.72	-3.27	0.24	17.86	18.53	3.75	0.11
Dec Wk 1	11.48	9.65	-15.94	0.21	13.15	12.70	-3.42	-0.16	18.03	18.56	2.94	0.16
Wk 2R	11.76	9.69	-17.60	0.41	14.38	12.70	-11.68	0.00	19.29	18.59	-3.63	0.16
Wk 3P	11.82	9.74	-17.60	0.52	14.60	12.75	-12.67	0.39	19.50	18.90	-3.08	1.67

Month/Week	Corngrain, White											
	Farmgate Prices				Wholesale Prices				Retail Prices			
	2008	2009	% Change		2008	2009	% Change		2008	2009	% Change	
(1)	(2)	(3)	(3)/(2)	(weekly)	(6)	(7)	(7)/(6)	(weekly)	(10)	(11)	(11)/(10)	(weekly)
Nov Wk 1	12.79	12.17	-4.85	0.91	15.01	16.27	8.39	1.50	18.01	20.43	13.44	-1.68
Wk 2	12.52	12.25	-2.16	0.66	14.67	16.41	11.86	0.86	18.36	20.93	14.00	2.45
Wk 3	12.29	12.15	-1.14	-0.82	14.57	15.91	9.20	-3.05	18.29	20.38	11.43	-2.63
Wk 4	12.46	12.31	-1.20	1.32	14.51	16.08	10.82	1.07	18.44	20.42	10.74	0.20
Dec Wk 1	12.62	12.21	-3.25	-0.81	14.44	16.24	12.47	1.00	18.44	20.42	10.74	0.00
Wk 2R	12.78	12.18	-4.69	-0.25	14.51	16.24	11.92	0.00	18.44	21.11	14.48	3.38
Wk 3P	12.90	12.14	-5.89	-0.33	14.72	16.25	10.39	0.06	18.60	22.17	19.19	5.02

Note: R-revised; P-preliminary