



Special Release No.: 2016 - 164

Quezon City, Philippines

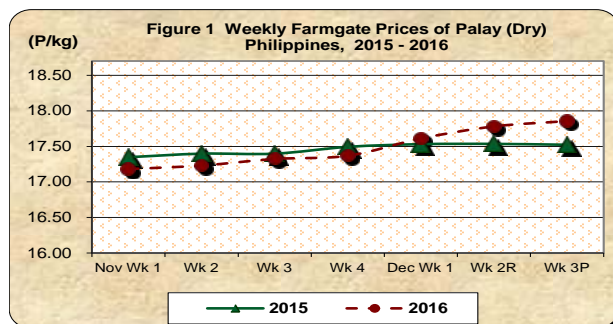
If you want to know more about these statistics
write or call Price Statistics Division
☎ 376-19-59
PSA Website: www.psa.gov.ph

UPDATES ON PALAY, RICE AND CORN PRICES December 14-20, 2016

A. Farmgate Prices of Palay

★ Price increase is observed for palay at the farmgate this week

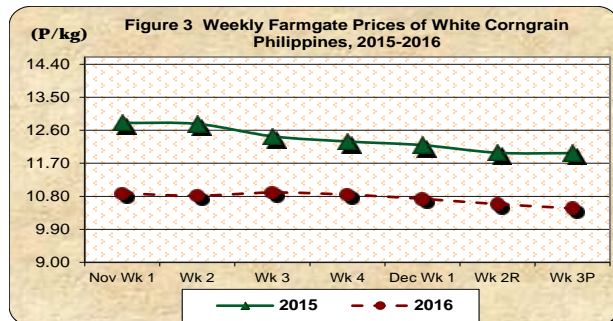
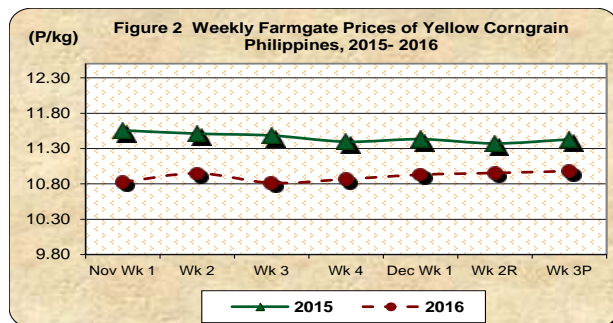
- Compared to last week's level, the average farmgate price of palay at P17.86/kg posted **mark-up** of 0.42 percent. Likewise, it also **gained** by 1.90 percent relative to its last year's price of P17.52/kg (Table 1).



B. Farmgate Prices of Yellow and White Corngrains

★ Yellow corngrain posts higher price this week while white corngrain continues its downward movement

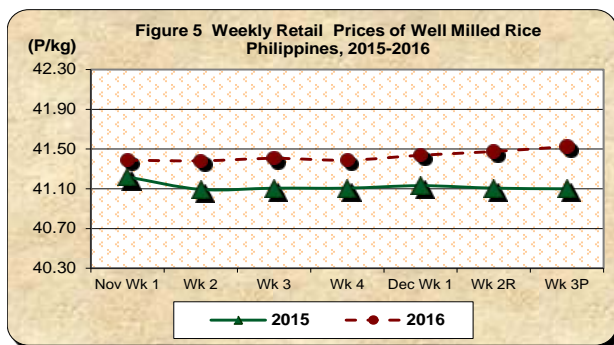
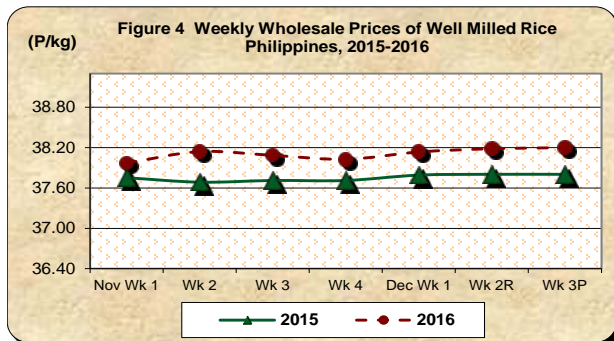
- The average price of yellow corngrain at P10.98/kg was **higher** by 0.24 percent from last week's level. On the other hand, its price during the same week in 2015 **went down** by 3.92 percent (Table 2).
- Farmgate price of white corngrain averaged P10.47/kg. It **declined** by 1.07 percent from a week ago level of P10.59/kg and by 12.56 percent from previous year's quotation of P11.98/kg (Table 2).



C. Wholesale and Retail Prices of Well Milled Rice (WMR)

★ Both wholesale and retail prices of well milled rice continue to register price increases

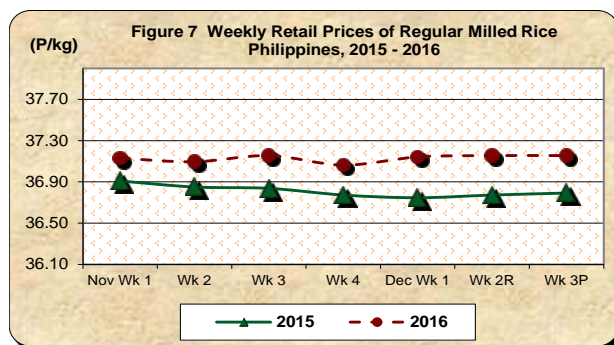
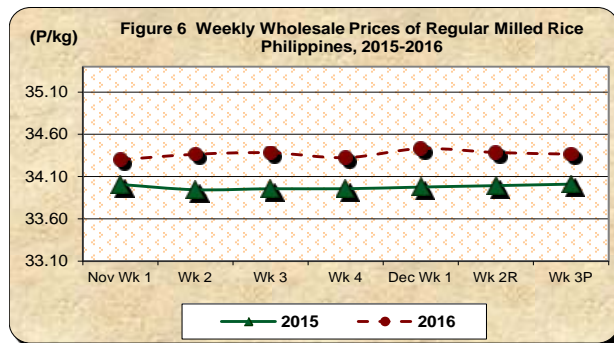
- At the wholesale trade, the average price of well milled rice at P38.20/kg **inched up** by 0.04 percent from last week's price and by 1.05 percent compared to its year ago level of P37.80/kg (Table 1).
- Similarly, the average retail price of well milled rice at P41.53/kg exhibited price **increments** of 0.12 percent and 1.03 percent from last week's and last year's records, respectively (Table 1).



D. Wholesale and Retail Prices of Regular Milled Rice (RMR)

★ Wholesale trade of regular milled rice is on its 2nd week of price decreases while retail trade remains at last week's level

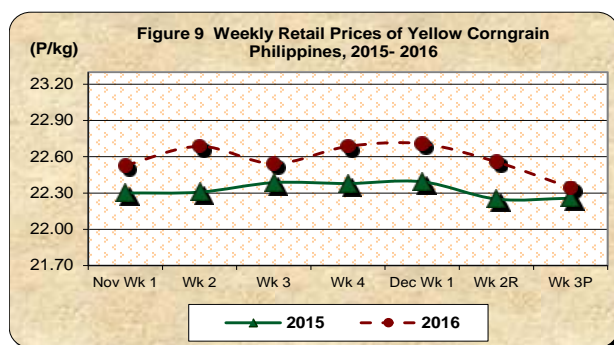
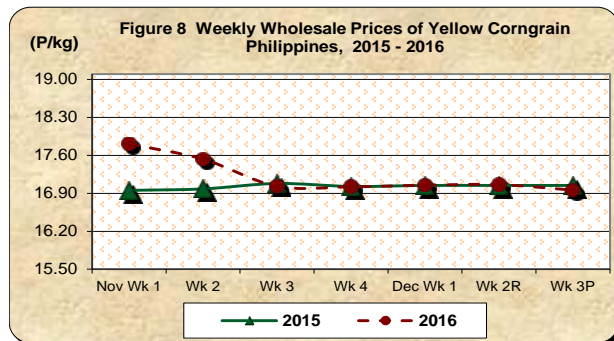
- The average wholesale price of regular milled rice at P34.37/kg **fell** by 0.06 percent from last week's quotation. On the other hand, its price was still **higher** than last year's level by 1.04 percent (Table 1).
- Retail price of regular milled rice **remained** at last week's price of P37.16/kg. However, a 0.99 percent **uptick** from last year's price was recorded (Table 1).



E. Wholesale and Retail Prices of Corngrain, Yellow

* Wholesale and retail prices recorded decreases during the week

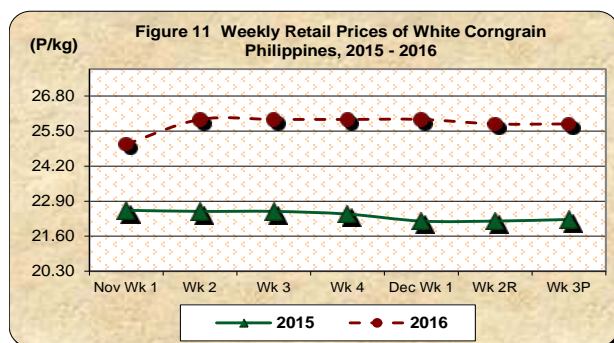
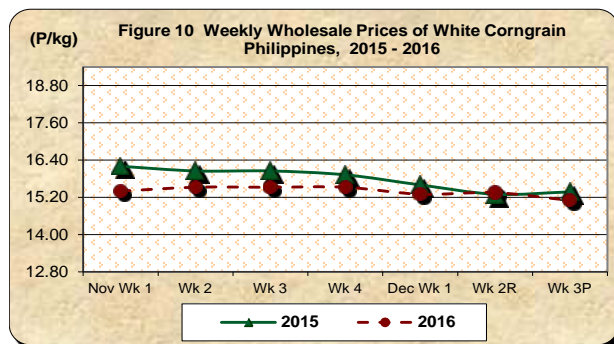
- The average wholesale price of yellow corngrain at P16.96/kg recorded a price **reduction** of 0.59 percent from a week ago level and by 0.50 percent from previous year's level (Table 2).
- Yellow corngrain's average retail price of P22.34/kg was **reduced** from last week's quotation by 0.95 percent. However, it posted a 0.39 percent **increase** compared to its a year ago level of P22.26/kg (Table 2).



F. Wholesale and Retail Prices of Corngrain, White

* Price at wholesale drops while price at retail remains flat

- A 1.63 percent **drop** from last week's price was noted at wholesale trade of white corngrain during the week. Relative to the same period last year, its price was also **lower** by 1.79 percent (Table 2).
- The average retail price of white corngrain was **unchanged** from last week's quotation of P25.77/kg. On the other hand, a price **gain** of 15.96 percent was noted compared to the previous year's report (Table 2).



**Table 1 Weekly Farmgate, Wholesale and Retail Prices of Palay and Rice in the Philippines
(First Week of November 2016 to Third Week of December 2016)**

(Prices per Kilogram)

Month/Week	Palay (Dry)				Well Milled Rice (WMR)							
	Farmgate Prices				Wholesale Prices				Retail Prices			
	2016	2015	% Change		2016	2015	% Change		2016	2015	% Change	
			Annual	Weekly			Annual	Weekly			Annual	Weekly
(1)	(2)	(3)	(4)	(5)	(6)	(7)	(8)	(9)	(10)	(11)	(12)	
Nov Wk 1	17.18	17.35	-0.97	0.44	37.97	37.75	0.58	0.05	41.39	41.22	0.41	0.09
Wk 2	17.23	17.40	-0.96	0.30	38.14	37.69	1.20	0.45	41.38	41.09	0.70	-0.02
Wk 3	17.32	17.40	-0.43	0.53	38.08	37.71	0.99	-0.15	41.41	41.11	0.73	0.06
Wk 4	17.37	17.49	-0.72	0.26	38.03	37.71	0.84	-0.15	41.39	41.11	0.68	-0.05
Dec Wk 1	17.61	17.53	0.45	1.40	38.13	37.79	0.91	0.29	41.44	41.13	0.74	0.12
Wk 2 ^R	17.78	17.54	1.40	0.96	38.18	37.80	1.01	0.13	41.48	41.11	0.90	0.09
Wk 3 ^P	17.86	17.52	1.90	0.42	38.20	37.80	1.05	0.04	41.53	41.10	1.03	0.12

Table 1- (Concluded)

Month/Week	Regular Milled Rice (RMR)							
	Wholesale Prices				Retail Prices			
	2016	2015	% Change		2016	2015	% Change	
			Annual	Weekly			Annual	Weekly
(13)	(14)	(15)	(16)	(17)	(18)	(19)	(20)	
Nov Wk 1	34.30	34.01	0.86	0.18	37.13	36.91	0.60	0.02
Wk 2	34.36	33.94	1.24	0.19	37.10	36.85	0.67	-0.09
Wk 3	34.38	33.96	1.25	0.05	37.16	36.84	0.86	0.16
Wk 4	34.32	33.96	1.08	-0.17	37.06	36.77	0.79	-0.25
Dec Wk 1	34.43	33.98	1.34	0.31	37.14	36.75	1.08	0.21
Wk 2 ^R	34.38	33.99	1.15	-0.13	37.16	36.77	1.04	0.04
Wk 3 ^P	34.37	34.01	1.04	-0.06	37.16	36.79	0.99	0.00

**Table 2 Weekly Farmgate, Wholesale and Retail Prices of Corn in the Philippines
(First Week of November 2016 to Third Week of December 2016)**

(Prices per Kilogram)

Month/Week	Corngrain, Yellow											
	Farmgate Prices				Wholesale Prices				Retail Prices			
	2016	2015	% Change		2016	2015	% Change		2016	2015	% Change	
			Annual	Weekly			Annual	Weekly			Annual	Weekly
(1)	(2)	(3)	(4)	(5)	(6)	(7)	(8)	(9)	(10)	(11)	(12)	
Nov Wk 1	10.83	11.56	-6.32	1.25	17.81	16.95	5.05	5.20	22.53	22.30	1.02	-1.25
Wk 2	10.95	11.51	-4.88	1.13	17.53	16.98	3.23	-1.58	22.69	22.31	1.70	0.70
Wk 3	10.81	11.48	-5.84	-1.23	17.03	17.08	-0.30	-2.85	22.54	22.39	0.70	-0.63
Wk 4	10.87	11.40	-4.64	0.49	17.02	17.03	-0.04	-0.06	22.69	22.38	1.37	0.63
Dec Wk 1	10.93	11.43	-4.39	0.58	17.05	17.05	0.03	0.18	22.71	22.39	1.40	0.09
Wk 2 ^R	10.95	11.37	-3.67	0.22	17.06	17.05	0.09	0.06	22.56	22.25	1.38	-0.66
Wk 3 ^P	10.98	11.43	-3.92	0.24	16.96	17.05	-0.50	-0.59	22.34	22.26	0.39	-0.95

Table 2- (Concluded)

Month/Week	Corngrain, White											
	Farmgate Prices				Wholesale Prices				Retail Prices			
	2016	2015	% Change		2016	2015	% Change		2016	2015	% Change	
			Annual	Weekly			Annual	Weekly			Annual	Weekly
(13)	(14)	(15)	(16)	(17)	(18)	(19)	(20)	(21)	(22)	(23)	(24)	
Nov Wk 1	10.88	12.80	-15.00	-1.40	15.40	16.20	-4.94	0.00	25.02	22.56	10.89	0.00
Wk 2	10.82	12.77	-15.33	-0.60	15.53	16.05	-3.27	0.81	25.93	22.52	15.16	3.66
Wk 3	10.90	12.44	-12.32	0.81	15.53	16.05	-3.27	0.00	25.93	22.52	15.16	0.00
Wk 4	10.84	12.29	-11.79	-0.54	15.53	15.93	-2.51	0.00	25.93	22.42	15.67	0.00
Dec Wk 1	10.73	12.19	-12.00	-1.05	15.30	15.60	-1.92	-1.45	25.93	22.16	17.03	0.00
Wk 2 ^R	10.59	11.99	-11.69	-1.35	15.35	15.30	0.33	0.33	25.77	22.16	16.28	-0.64
Wk 3 ^P	10.47	11.98	-12.56	-1.07	15.10	15.38	-1.79	-1.63	25.77	22.22	15.96	0.00

Source: Weekly Cereals and Fertilizers Price Monitoring (WCFPM)

Note: R-revised; P-preliminary