



Special Release No.: 2017 - 02

Quezon City, Philippines

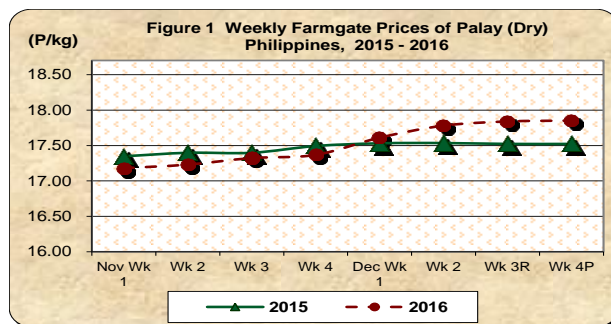
If you want to know more about these statistics
write or call Price Statistics Division
☎ 376-19-59
PSA Website: www.psa.gov.ph

UPDATES ON PALAY, RICE AND CORN PRICES December 21-27, 2016

A. Farmgate Prices of Palay

* Palay remains traded at higher farmgate price

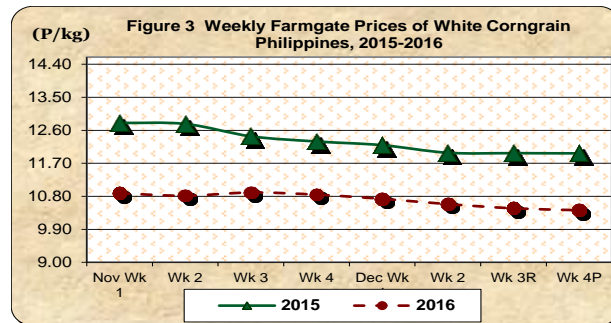
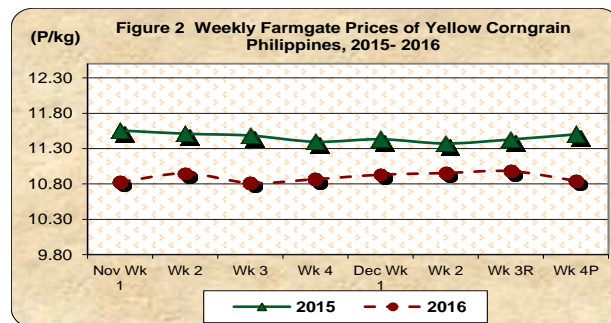
- The average farmgate price of palay at P17.85/kg **gained** by 0.07 percent from a week ago level and by 1.88 percent from the price of the same period last year (*Table 1*).



B. Farmgate Prices of Yellow and White Corngrains

* Price decreases are observed for both yellow and white corngrains during the week

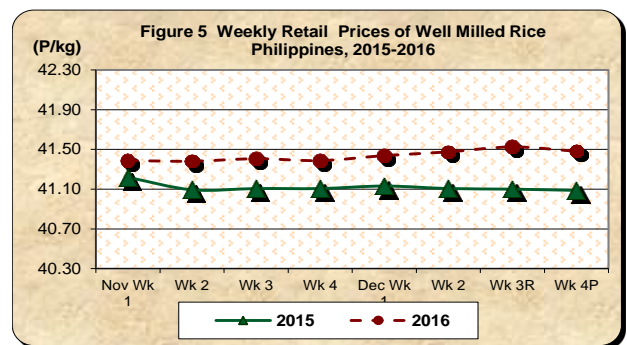
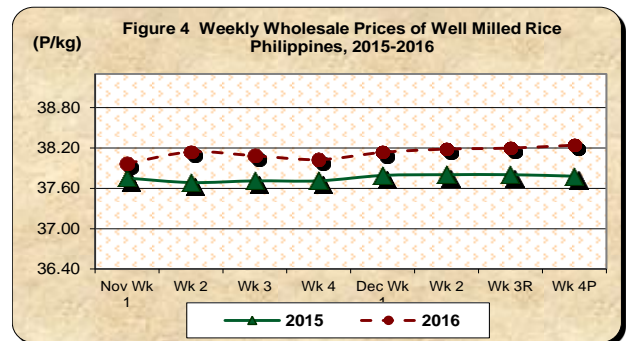
- The average price of yellow corngrain this week was registered at P10.85/kg. It posted respective **declines** of 1.24 percent and 5.71 percent from last week's and last year's quotations (*Table 2*).
- The average price of white corngrain at P10.42/kg recorded price **cuts** of 0.49 percent from previous week's level of P10.47/kg and 12.95 percent from last year's price of P11.97/kg (*Table 2*).



C. Wholesale and Retail Prices of Well Milled Rice (WMR)

★ Wholesale price of well milled rice is still on the uptrend while that of retail price drops this week

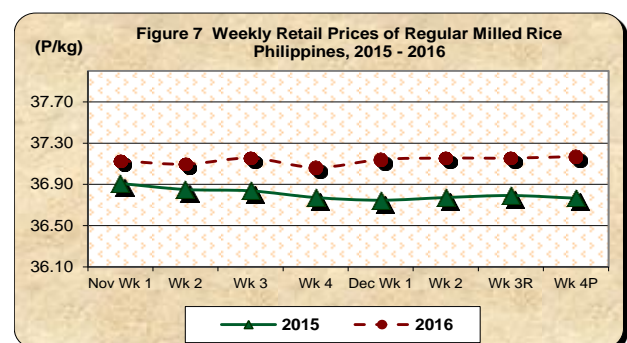
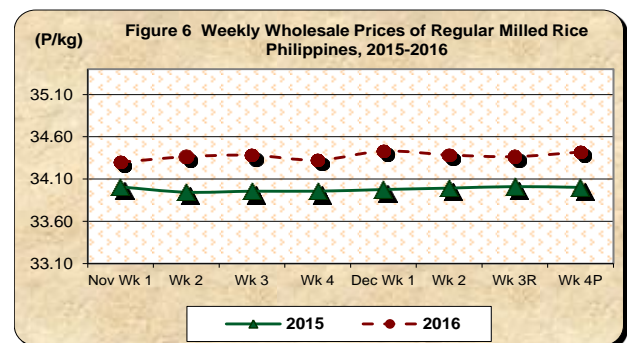
- A price **increase** of 0.11 percent from last week's level was recorded for wholesale price of well milled rice. Its price this week at P38.24/kg **rose** from last year's price level by 1.22 percent (*Table 1*).
- At the retail trade, the average price of well milled rice at P41.48/kg posted a **decrease** of 0.11 percent from P41.53/kg last week. Meanwhile, a **mark-up** of 0.96 percent from last year's price was noted (*Table 1*).



D. Wholesale and Retail Prices of Regular Milled Rice (RMR)

★ Both wholesale and retail trades of regular milled rice post higher prices

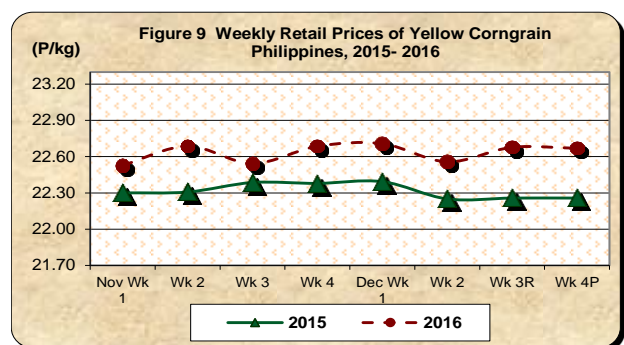
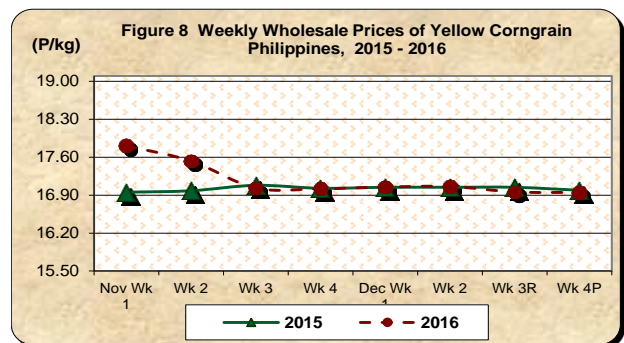
- The average wholesale price of regular milled rice during the week **went up** by 0.16 percent from last week's level. This week's quotation of P34.42/kg was also **higher** than last year's level by 1.23 percent (*Table 1*).
- Quoted at P37.17/kg, the retail price of regular milled rice registered 0.04 percent **uptick** from previous week's level of P37.16/kg. Compared to its last year's quotation, it **inched up** by 1.10 percent (*Table 1*).



E. Wholesale and Retail Prices of Corngrain, Yellow

* Wholesale and retail prices continue to register negative rates

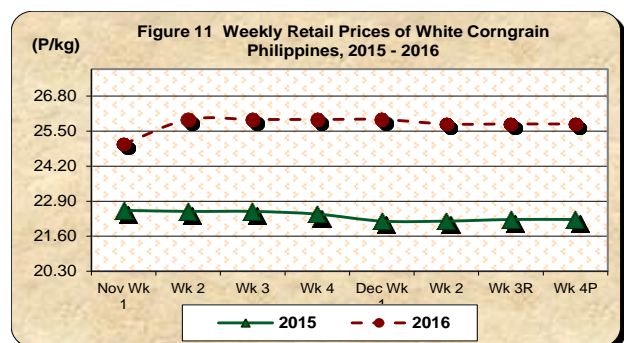
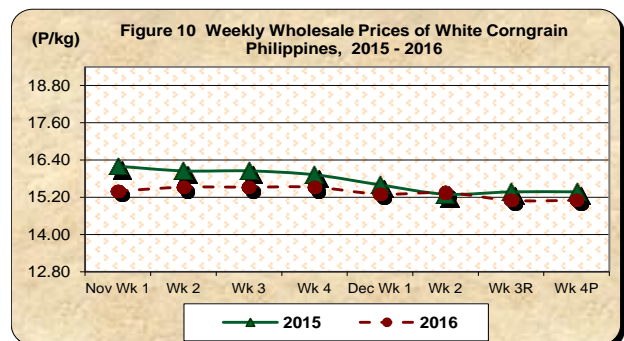
- The average wholesale price of yellow corngrain at P16.95/kg posted respective price **decreases** of 0.06 percent and 0.24 percent from a week ago and last year's levels (*Table 2*).
- The average retail price of yellow corngrain at P22.67/kg was likewise **cheaper** by 0.03 percent from previous week's level. On the other hand, a **growth** of 1.85 percent from last year's level was registered (*Table 2*).



F. Wholesale and Retail Prices of Corngrain, White

* Both wholesale and retail trades of white corngrain retains their last week's price tags

- The average wholesale price of white corngrain **maintained** its last week's level of P15.10/kg. Relative to its previous year's level, it **went down** by 1.79 percent (*Table 2*).
- The average retail price of white corngrain during the week **remained** at P25.77/kg. However, its price **accelerated** by 15.96 percent compared to a year ago level of P22.22/kg (*Table 2*).



**Table 1 Weekly Farmgate, Wholesale and Retail Prices of Palay and Rice in the Philippines
(First Week of November 2016 to Fourth Week of December 2016)**

(Prices per Kilogram)

Month/Week	Palay (Dry)				Well Milled Rice (WMR)							
	Farmgate Prices				Wholesale Prices				Retail Prices			
	2016	2015	% Change		2016	2015	% Change		2016	2015	% Change	
			Annual	Weekly			Annual	Weekly			Annual	Weekly
(1)	(2)	(3)	(4)	(5)	(6)	(7)	(8)	(9)	(10)	(11)	(12)	
Nov Wk 1	17.18	17.35	-0.97	0.44	37.97	37.75	0.58	0.05	41.39	41.22	0.41	0.09
Wk 2	17.23	17.40	-0.96	0.30	38.14	37.69	1.20	0.45	41.38	41.09	0.70	-0.02
Wk 3	17.32	17.40	-0.43	0.53	38.08	37.71	0.99	-0.15	41.41	41.11	0.73	0.06
Wk 4	17.37	17.49	-0.72	0.26	38.03	37.71	0.84	-0.15	41.39	41.11	0.68	-0.05
Dec Wk 1	17.61	17.53	0.45	1.40	38.13	37.79	0.91	0.29	41.44	41.13	0.74	0.12
Wk 2	17.78	17.54	1.40	0.96	38.18	37.80	1.01	0.13	41.48	41.11	0.90	0.09
Wk 3 ^R	17.84	17.52	1.81	0.33	38.20	37.80	1.05	0.04	41.53	41.10	1.03	0.12
Wk 4 ^P	17.85	17.52	1.88	0.07	38.24	37.78	1.22	0.11	41.48	41.09	0.96	-0.11

Table 1- (Concluded)

Month/Week	Regular Milled Rice (RMR)							
	Wholesale Prices				Retail Prices			
	2016	2015	% Change		2016	2015	% Change	
			Annual	Weekly			Annual	Weekly
(13)	(14)	(15)	(16)	(17)	(18)	(19)	(20)	
Nov Wk 1	34.30	34.01	0.86	0.18	37.13	36.91	0.60	0.02
Wk 2	34.36	33.94	1.24	0.19	37.10	36.85	0.67	-0.09
Wk 3	34.38	33.96	1.25	0.05	37.16	36.84	0.86	0.16
Wk 4	34.32	33.96	1.08	-0.17	37.06	36.77	0.79	-0.25
Dec Wk 1	34.43	33.98	1.34	0.31	37.14	36.75	1.08	0.21
Wk 2	34.38	33.99	1.15	-0.13	37.16	36.77	1.04	0.04
Wk 3 ^R	34.37	34.01	1.04	-0.06	37.16	36.79	0.99	0.00
Wk 4 ^P	34.42	34.00	1.23	0.16	37.17	36.77	1.10	0.04

**Table 2 Weekly Farmgate, Wholesale and Retail Prices of Corn in the Philippines
(First Week of November 2016 to Fourth Week of December 2016)**

(Prices per Kilogram)

Month/Week	Corngrain, Yellow											
	Farmgate Prices				Wholesale Prices				Retail Prices			
	2016	2015	% Change		2016	2015	% Change		2016	2015	% Change	
			Annual	Weekly			Annual	Weekly			Annual	Weekly
(1)	(2)	(3)	(4)	(5)	(6)	(7)	(8)	(9)	(10)	(11)	(12)	
Nov Wk 1	10.83	11.56	-6.32	1.25	17.81	16.95	5.05	5.20	22.53	22.30	1.02	-1.25
Wk 2	10.95	11.51	-4.88	1.13	17.53	16.98	3.23	-1.58	22.69	22.31	1.70	0.70
Wk 3	10.81	11.48	-5.84	-1.23	17.03	17.08	-0.30	-2.85	22.54	22.39	0.70	-0.63
Wk 4	10.87	11.40	-4.64	0.49	17.02	17.03	-0.04	-0.06	22.69	22.38	1.37	0.63
Dec Wk 1	10.93	11.43	-4.39	0.58	17.05	17.05	0.03	0.18	22.71	22.39	1.40	0.09
Wk 2	10.95	11.37	-3.67	0.22	17.06	17.05	0.09	0.06	22.56	22.25	1.38	-0.66
Wk 3 ^R	10.98	11.43	-3.92	0.24	16.96	17.05	-0.50	-0.59	22.68	22.26	1.89	0.53
Wk 4 ^P	10.85	11.50	-5.71	-1.24	16.95	16.99	-0.24	-0.06	22.67	22.26	1.85	-0.03

Table 2- (Concluded)

Month/Week	Corngrain, White											
	Farmgate Prices				Wholesale Prices				Retail Prices			
	2016	2015	% Change		2016	2015	% Change		2016	2015	% Change	
			Annual	Weekly			Annual	Weekly			Annual	Weekly
(13)	(14)	(15)	(16)	(17)	(18)	(19)	(20)	(21)	(22)	(23)	(24)	
Nov Wk 1	10.88	12.80	-15.00	-1.40	15.40	16.20	-4.94	0.00	25.02	22.56	10.89	0.00
Wk 2	10.82	12.77	-15.33	-0.60	15.53	16.05	-3.27	0.81	25.93	22.52	15.16	3.66
Wk 3	10.90	12.44	-12.32	0.81	15.53	16.05	-3.27	0.00	25.93	22.52	15.16	0.00
Wk 4	10.84	12.29	-11.79	-0.54	15.53	15.93	-2.51	0.00	25.93	22.42	15.67	0.00
Dec Wk 1	10.73	12.19	-12.00	-1.05	15.30	15.60	-1.92	-1.45	25.93	22.16	17.03	0.00
Wk 2	10.59	11.99	-11.69	-1.35	15.35	15.30	0.33	0.33	25.77	22.16	16.28	-0.64
Wk 3 ^R	10.47	11.98	-12.56	-1.07	15.10	15.38	-1.79	-1.63	25.77	22.22	15.96	0.00
Wk 4 ^P	10.42	11.97	-12.95	-0.49	15.10	15.38	-1.79	0.00	25.77	22.22	15.96	0.00

Source: Weekly Cereals and Fertilizers Price Monitoring (WCFPM)

Note: R-revised; P-preliminary