



## Update on Palay, Rice & Corn Prices, February 2007

### A. Farmgate prices of Palay

- \* **Weekly prices were on the uptrend. The average price for the month was higher compared to the quotation last month and similar period last year.**

#### a. At the national level

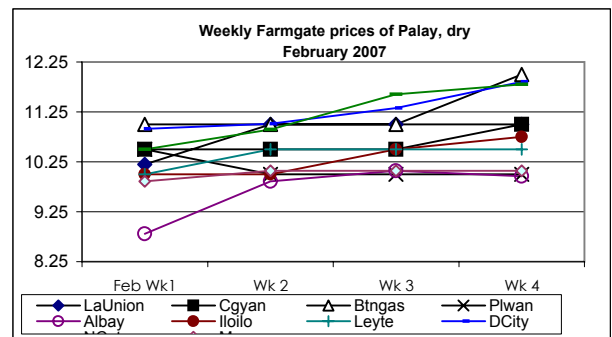
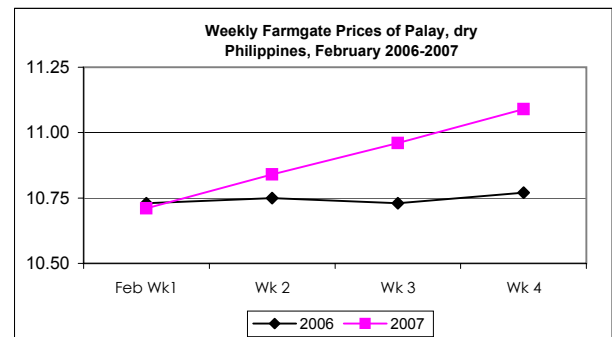
- The monthly average price of P10.91/kg **increased** by 3.12% from last month's price. Compared to last year's level, price **grew** by 1.58%.

#### b. At the provincial level

- Prices in Davao City **moved up** from the 1<sup>st</sup> week to the last week of the month. Prices also **rose** in Albay, Camarines Sur, Leyte, North Cotabato and Maguindanao during the 2<sup>nd</sup> week; in Albay and Iloilo on the 3<sup>rd</sup> week; and in Cagayan, Batangas, Iloilo and North Cotabato on the 4<sup>th</sup> week.
- Prices **slid** in La Union and Palawan on the 2<sup>nd</sup> week; in North Cotabato on the 3<sup>rd</sup> week; and in Albay on the 4<sup>th</sup> week.
- Prices were **stable** in Nueva Ecija and Zamboanga City.

Month/Week	Palay, dry	
	Price/kg	% Change
Wk 1	10.71	0.56
Wk 2	10.84	1.21
Wk 3	10.96	1.11
Wk 4	11.09	1.19
<b>Feb 2007</b>	<b>10.91</b>	-
<b>Feb 2006</b>	<b>10.74</b>	<b>1.58*</b>
<b>Jan 2007</b>	<b>10.58</b>	<b>3.12*</b>

\* - Feb. 07/Feb. 06 and Feb. 07/Jan. 07, respectively



## B. Wholesale and Retail prices of Rice, Special

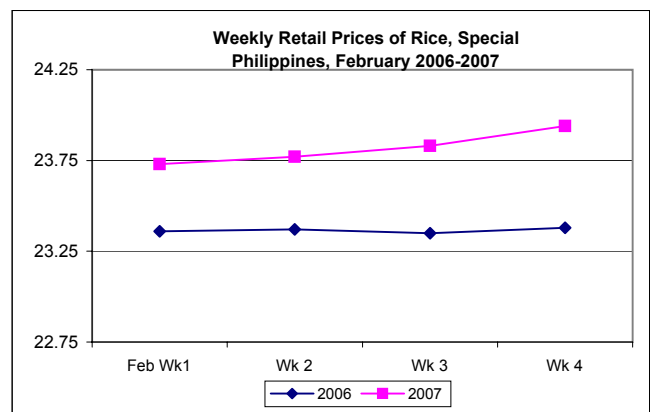
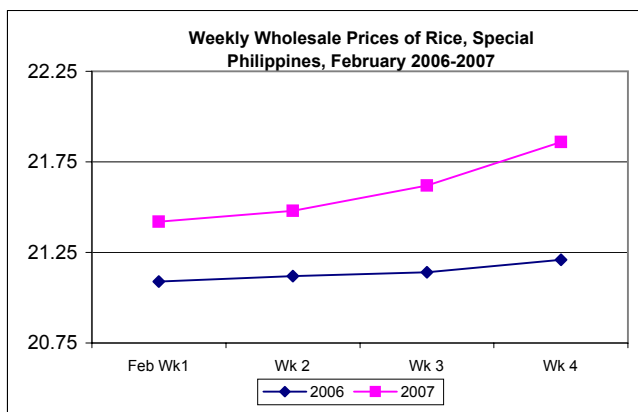
- ❖ Upward movement for both wholesale and retail prices. Rates of change recorded weekly increases.

a. At the national level.

- Prices for both wholesale and retail **increased** from the 1<sup>st</sup> week until the end of the month. Wholesale price closed at an average of P21.59/kg and retail at P23.81/kg. These **picked up** by 0.94% and 0.38%, respectively from last month's records. Over February 2006, prices **gained** by 2.18% at wholesale and by 1.93% at retail.

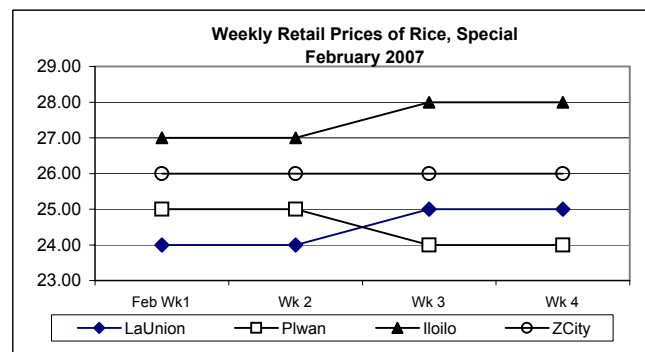
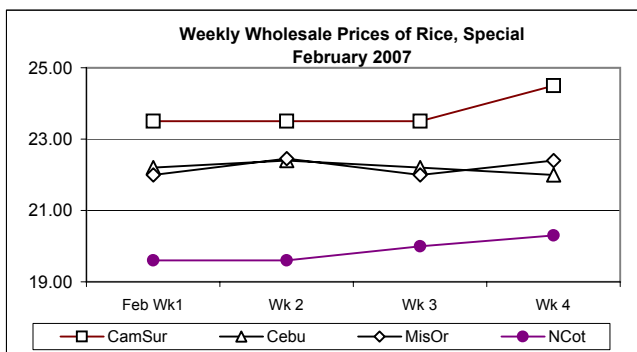
Month/Week	Rice, Special			
	Wholesale Prices		Retail Prices	
	Price/kg	% Change	Price/kg	% Change
Wk 1	21.42	0.19	23.73	0.00
Wk 2	21.48	0.28	23.77	0.17
Wk 3	21.62	0.65	23.83	0.25
Wk 4	21.86	1.11	23.94	0.46
<b>Feb 2007</b>	<b>21.59</b>	<b>-</b>	<b>23.81</b>	<b>-</b>
<b>Feb 2006</b>	<b>21.13</b>	<b>2.18*</b>	<b>23.36</b>	<b>1.93*</b>
<b>Jan 2007</b>	<b>21.39</b>	<b>0.94*</b>	<b>23.72</b>	<b>0.38*</b>

\* - Feb. 07/Feb. 06 and Feb. 07/Jan. 07, respectively



b. At the provincial level

- At wholesale
  - **Steady** prices were posted in majority of the provinces while **increments** were noted in Cebu on the 2<sup>nd</sup> week; in North Cotabato on the 3<sup>rd</sup> and 4<sup>th</sup> week; and in Camarines Sur on the 4<sup>th</sup> week.
- At retail
  - Prices remained **stable** in most provinces except for a **decrease** in Palawan during the 3<sup>rd</sup> week; and **increases** in La Union and Iloilo on the 4<sup>th</sup> week.



**C. Wholesale and Retail prices of Rice, Ordinary**

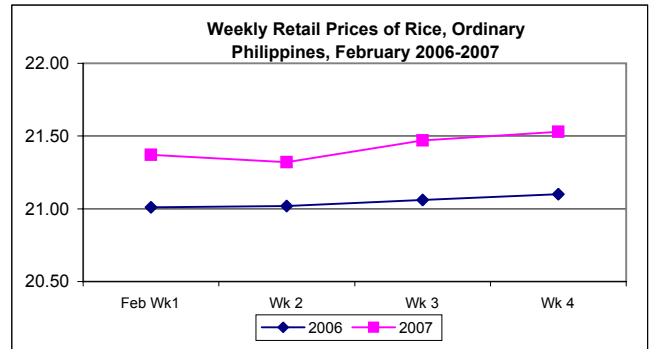
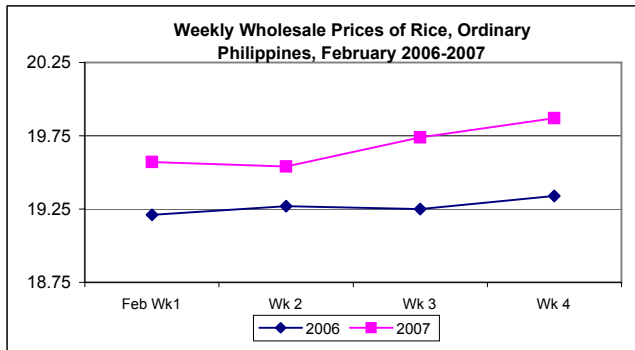
❖ A slight softening of wholesale prices on the 2<sup>nd</sup> week and retail prices on the 1<sup>st</sup> and 2<sup>nd</sup> week did not change the upward direction of prices for the month.

a. At the national level

- Average wholesale prices at P19.67/kg and retail prices at P21.43/kg were **higher** by 0.98% and 0.37%, respectively from last month's records. Compared to prices last year, wholesale was **up** by 2.13% and retail by 1.81%.

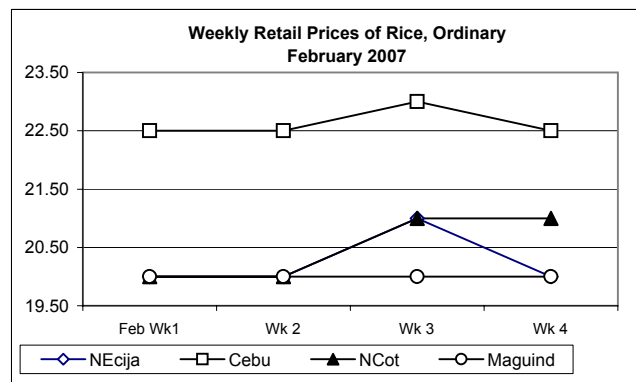
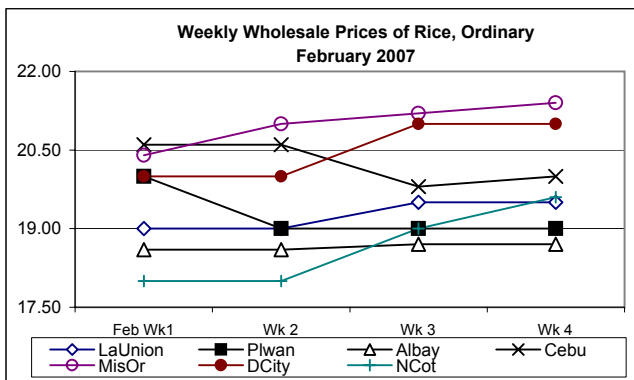
Month/Week	Rice, Ordinary			
	Wholesale Prices		Retail Prices	
	Price/kg	% Change	Price/kg	% Change
Wk 1	19.57	0.10	21.37	-0.09
Wk 2	19.54	-0.15	21.32	-0.23
Wk 3	19.74	1.02	21.47	0.70
Wk 4	19.87	0.66	21.53	0.28
<b>Feb 2007</b>	<b>19.67</b>	<b>-</b>	<b>21.43</b>	<b>-</b>
<b>Feb 2006</b>	<b>19.26</b>	<b>2.13*</b>	<b>21.05</b>	<b>1.81*</b>
<b>Jan 2007</b>	<b>19.48</b>	<b>0.98*</b>	<b>21.35</b>	<b>0.37*</b>

\* - Feb. 07/Feb. 06 and Feb. 07/Jan. 07, respectively



b. At the provincial level

- At wholesale
  - Price **inched up** in Misamis Oriental on the 2<sup>nd</sup> to the 4<sup>th</sup> week; in La Union, Albay and Davao City on the 3<sup>rd</sup> week; and in North Cotabato on the 3<sup>rd</sup> and 4<sup>th</sup> week.
  - Price **declined** in Palawan on the 2<sup>nd</sup> week; and in Cebu on the 3<sup>rd</sup> week.
- At retail
  - Weekly **fluctuations** were noted in Nueva Ecija and Cebu.
  - **Stable** prices were reported in most provinces.



#### D. Farmgate prices of Corngrain, Yellow and White

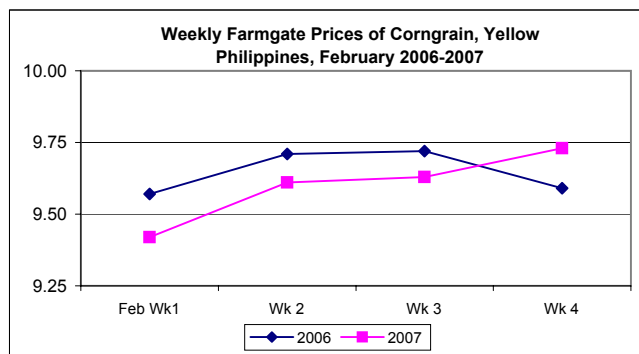
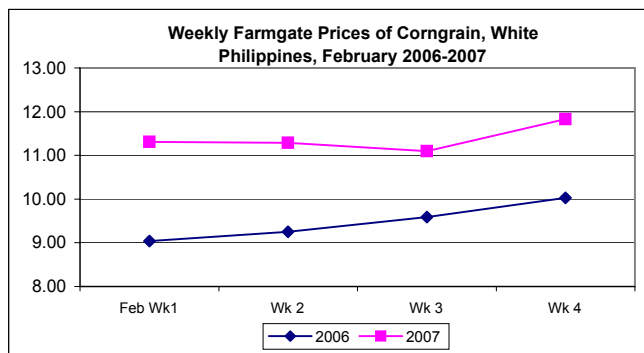
❖ Yellow corngrain prices were on the uptrend during the first three weeks but softened on the 4<sup>th</sup> week. White corngrain prices registered intermittent weekly fluctuations.

a. At the national level

- Yellow and white corngrain prices at P9.62/kg and P11.38/kg **picked up** by 3.66% and 1.97%, respectively from last month's quotations. Prices **fell** by 0.21% for yellow corngrain but **soared** by 20.38% for white corngrain from last year's records.

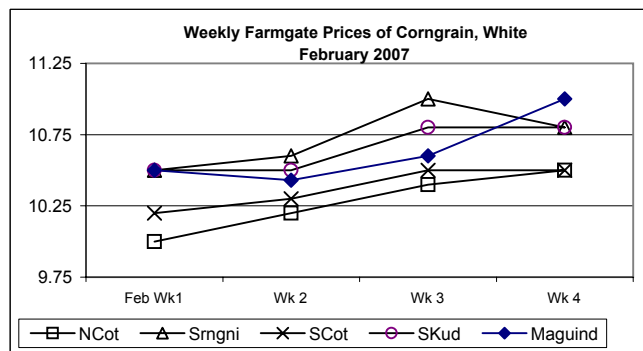
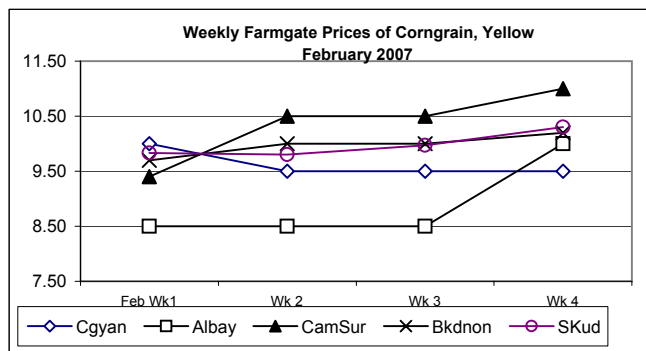
Month/Week	Farmgate Prices			
	Corngrain, Yellow		Corngrain, White	
	Price/kg	% Change	Price/kg	% Change
Wk 1	9.42	1.29	11.31	1.98
Wk 2	9.61	2.02	11.29	-0.18
Wk 3	9.63	0.21	11.10	-1.68
Wk 4	9.30	-3.43	11.83	6.58
<b>Feb 2007</b>	<b>9.62</b>	<b>-</b>	<b>11.38</b>	<b>-</b>
<b>Feb 2006</b>	<b>9.64</b>	<b>-0.21*</b>	<b>9.46</b>	<b>20.30*</b>
<b>Jan 2007</b>	<b>9.28</b>	<b>3.66</b>	<b>11.16</b>	<b>1.97*</b>

\* - Feb. 07/Feb. 06 and Feb. 07/Jan. 07, respectively



b. At the provincial level

- For yellow Corngrain
  - Prices **scaled up** in Sarangani on the 2<sup>nd</sup> to the 4<sup>th</sup> week; in Camarines Sur and Bukidnon on the 2<sup>nd</sup> and 3<sup>rd</sup> week; in North Cotabato, South Cotabato and Sultan Kudarat on the 3<sup>rd</sup> week; and in Isabela, Albay and Sultan Kudarat on the 4<sup>th</sup> week.
  - Prices **fell** in Cagayan, North Cotabato and Sultan Kudarat on the 2<sup>nd</sup> week.
- For white Corngrain
  - Prices were **up** in Bukidnon on the 2<sup>nd</sup> to the 4<sup>th</sup> week; in North Cotabato and Sarangani on the 2<sup>nd</sup> and 3<sup>rd</sup> week; in South Cotabato on the 3<sup>rd</sup> week; and in Sultan Kudarat on the 3<sup>rd</sup> and 4<sup>th</sup> weeks.
  - Prices were **down** in Sultan Kudarat on the 2<sup>nd</sup> week; and in North Cotabato on the 4<sup>th</sup> week.



## E. Wholesale and Retail prices of Corngrain, Yellow

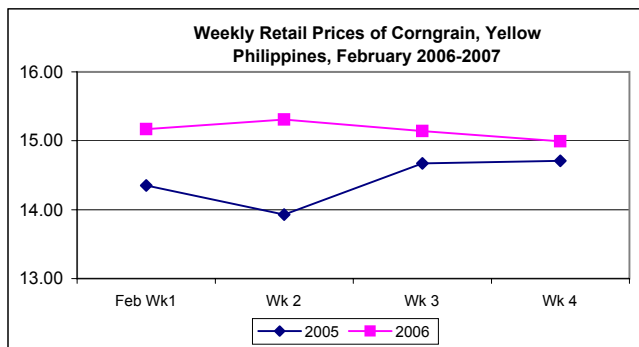
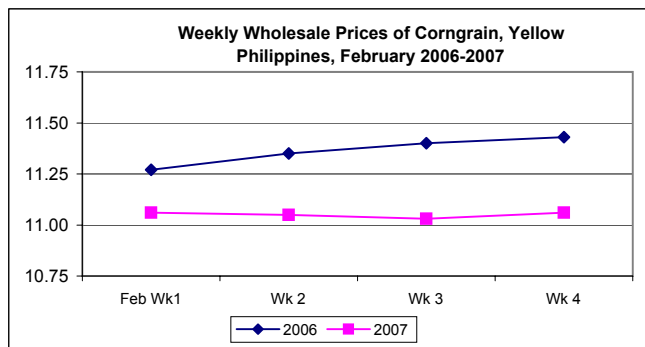
### ❖ Wholesale and retail prices posted weekly fluctuations.

#### a. At the national level

- Wholesale price at P11.05/kg and retail price at P15.28/kg registered respective **increases** of 1.56% and 1.39% from January 2007 prices. Compared to last year, wholesale price was **down** by 2.73% while retail price was **up** by 3.73%.

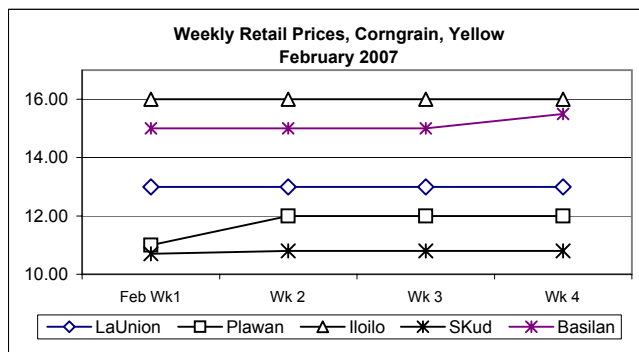
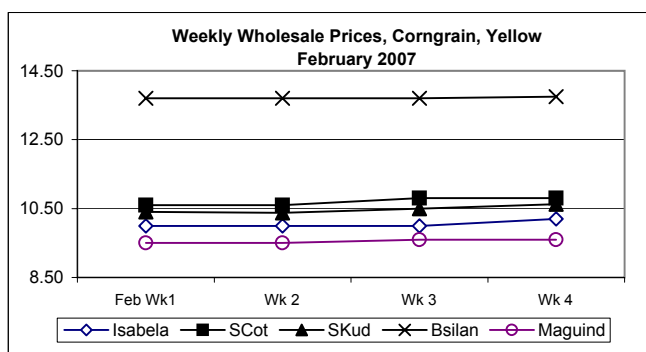
Month/Week	Corngrain, Yellow			
	Wholesale Prices		Retail Prices	
	Price/kg	% Change	Price/kg	% Change
Wk 1	11.06	1.47	15.17	0.00
Wk 2	11.05	-0.09	15.31	0.92
Wk 3	11.03	-0.18	15.14	-1.11
Wk 4	11.06	0.27	14.99	-0.99
<b>Feb 2007</b>	<b>11.05</b>	<b>-</b>	<b>15.28</b>	<b>-</b>
<b>Feb 2006</b>	<b>11.36</b>	<b>-2.73*</b>	<b>14.73</b>	<b>3.73*</b>
<b>Jan 2007</b>	<b>10.88</b>	<b>1.56*</b>	<b>15.07</b>	<b>1.39*</b>

\* - Feb. 07/Feb. 06 and Feb. 07/Jan. 07, respectively



#### b. At the provincial level

- At wholesale
  - Prices moved **up** in South Cotabato, Sultan Kudarat and Maguindanao on the 3<sup>rd</sup> week; and in Isabela, Sultan Kudarat and Basilan on the 4<sup>th</sup> week.
  - Prices were **down** in Sultan Kudarat on the 2<sup>nd</sup> week.
- At retail
  - Prices remain **unchanged** in most of the provinces except for **increases** in Sultan Kudarat on the 2<sup>nd</sup> week and Basilan on the 4<sup>th</sup> week.



## F. Wholesale and Retail prices of Corngrain, White

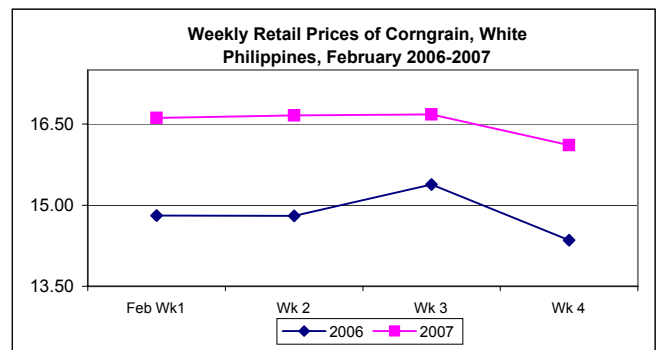
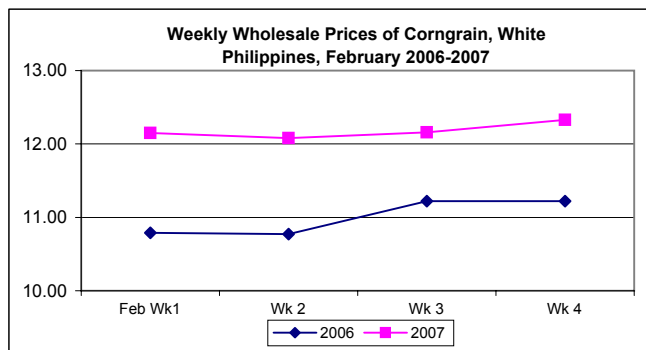
- ❖ Wholesale prices were moving up except for a slight weakening on the 2<sup>nd</sup> week. Retail prices were lower during the start and end of the month.

### a. At the national level

- Wholesale price at P12.18/kg and retail price at P16.51/kg **increased** by 1.67% and 4.23%, respectively over last month's records. Compared to last year's quotations, prices **soared** by 11.54% at wholesale and by 10.43% at retail.

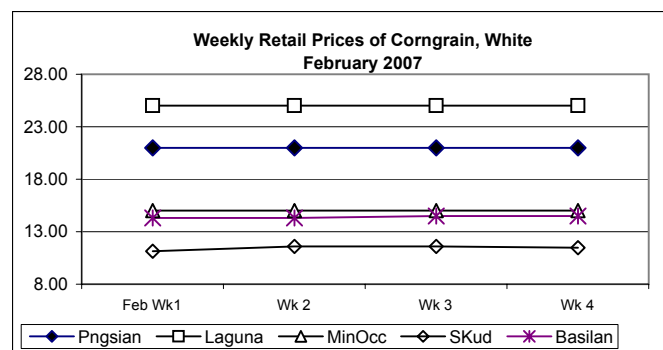
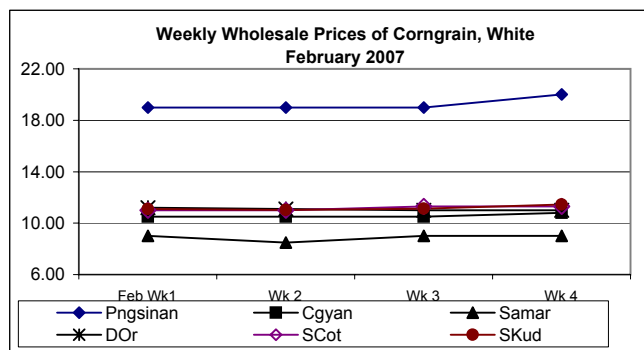
Month/Week	Corngrain, White			
	Wholesale Prices		Retail Prices	
	Price/kg	% Change	Price/kg	% Change
Wk 1	12.15	0.66	16.61	-0.12
Wk 2	12.08	-0.58	16.66	0.30
Wk 3	12.16	0.66	16.68	0.12
Wk 4	12.33	1.40	16.11	-3.42
<b>Feb 2007</b>	<b>12.18</b>	<b>-</b>	<b>16.51</b>	<b>-</b>
<b>Feb 2006</b>	<b>10.92</b>	<b>11.54*</b>	<b>14.95</b>	<b>10.43*</b>
<b>Jan 2007</b>	<b>11.98</b>	<b>1.67*</b>	<b>15.84</b>	<b>4.23*</b>

\* - Feb. 07/Feb. 06 and Feb. 07/Jan. 07, respectively



### b. At the provincial level

- At wholesale
  - Price **decrements** were noted in Davao Oriental on the 2<sup>nd</sup> and 3<sup>rd</sup> week; and in Sultan Kudarat on the 2<sup>nd</sup> week.
  - Price **increments** were posted in Samar, South Cotabato and Sultan Kudarat on the 3<sup>rd</sup> week; and in Pangasinan, Cagayan and Sultan Kudarat on the 4<sup>th</sup> week.
- At retail
  - Prices remained **stable** in most reporting provinces except for the reported **increase** in Basilan on the 3<sup>rd</sup> week and **decrease** in Sultan Kudarat on the 4<sup>th</sup> week.



**Annex 1**  
**Weekly Farmgate Prices of Palay in Selected Reporting Provinces**  
**for the month of February 2007**

(peso per kilogram)

Selected Province/City	Farmgate Price (Palay, dry)																			
	wk 1				wk 2				wk 3				wk 4				Monthly Average		% Change	
	(2)	(3)	(4)	(5)	(6)	(7)	(8)	(9)	(10)	(11)	(12)	(13)	(14)	(15)	(16)	(17)	(18)	(19)	(20)	
(1)																				
La Union	10.20	11.00	11.00	11.00	10.80	10.05	11.20	10.80	10.80	10.05	11.20	10.80	10.80	10.05	11.20	10.80	10.80	10.05	11.20	10.80
Cagayan	10.50	10.50	10.50	11.00	10.63	10.38	10.50	10.63	10.63	10.38	10.50	10.50	10.63	10.38	10.50	10.63	10.63	10.38	10.50	10.63
Nueva Ecija	12.50	12.50	12.50	12.50	12.50	12.13	12.50	12.50	12.50	12.13	12.50	12.50	12.50	12.13	12.50	12.50	12.50	12.13	12.50	12.50
Batangas	11.00	11.00	11.00	12.00	11.25	11.00	12.00	11.25	11.25	11.00	12.00	11.25	11.25	11.00	12.00	11.25	11.25	11.00	12.00	11.25
Palawan	10.50	10.00	10.00	10.00	10.13	10.25	10.00	10.13	10.13	10.25	10.00	10.13	10.13	10.25	10.00	10.13	10.13	10.25	10.00	10.13
Albay	8.81	9.86	10.07	9.96	9.68	8.89	9.81	9.68	9.68	8.89	9.81	9.68	9.68	8.89	9.81	9.68	9.68	8.89	9.81	9.68
Camarines Sur	10.07	10.28	10.28	10.28	10.23	9.81	10.02	10.23	10.23	9.81	10.02	10.23	10.23	9.81	10.02	10.23	10.23	9.81	10.02	10.23
Iloilo	10.00	10.00	10.50	10.75	10.31	10.19	9.99	10.31	10.31	10.19	9.99	10.31	10.31	10.19	9.99	10.31	10.31	10.19	9.99	10.31
Leyte	10.00	10.50	10.50	10.50	10.38	9.50	9.50	10.38	10.38	9.50	9.50	10.38	10.38	9.50	9.50	10.38	10.38	9.50	9.50	10.38
Zamboanga City	9.44	9.44	9.44	9.44	9.44	9.44	9.44	9.44	9.44	9.44	9.44	9.44	9.44	9.44	9.44	9.44	9.44	9.44	9.44	9.44
Davao City	10.91	11.01	11.33	11.85	11.27	10.70	10.38	11.27	11.27	10.70	10.38	11.27	11.27	10.70	10.38	11.27	11.27	10.70	10.38	11.27
North Cotabato	10.50	10.90	11.60	11.80	11.20	10.63	10.40	11.20	11.20	10.63	10.40	11.20	11.20	10.63	10.40	11.20	11.20	10.63	10.40	11.20
Maguindanao	9.86	10.07	10.07	10.07	10.02	9.86	9.96	10.02	10.02	9.86	9.96	10.02	10.02	9.86	9.96	10.02	10.02	9.86	9.96	10.02
<b>Other Provinces 1/</b>	<b>10.81</b>	<b>10.93</b>	<b>11.04</b>	<b>11.15</b>	<b>10.99</b>	<b>10.69</b>	<b>10.82</b>	<b>10.99</b>	<b>10.99</b>	<b>10.69</b>	<b>10.82</b>	<b>10.99</b>	<b>10.99</b>	<b>10.69</b>	<b>10.82</b>	<b>10.99</b>	<b>10.99</b>	<b>10.69</b>	<b>10.82</b>	<b>10.99</b>
<b>PHILIPPINES 2/</b>	<b>10.71</b>	<b>10.84</b>	<b>10.96</b>	<b>11.09</b>	<b>10.91</b>	<b>10.58</b>	<b>10.74</b>	<b>10.91</b>	<b>10.91</b>	<b>10.58</b>	<b>10.74</b>	<b>10.91</b>	<b>10.91</b>	<b>10.58</b>	<b>10.74</b>	<b>10.91</b>	<b>10.91</b>	<b>10.58</b>	<b>10.74</b>	<b>10.91</b>

1/ - Average prices in the remaining reporting provinces.

2/ - Average prices for all reporting provinces.

**Annex 2A**  
**Weekly Wholesale and Retail Prices of Rice in Selected Reporting Provinces**  
**for the month of February 2007**  
(peso per kilogram)

Selected Province/City	Rice, special																
	Wholesale					Retail											
	wk 1 (2)	wk 2 (3)	wk 3 (4)	wk 4 (5)	Feb-07 (6)	Monthly Average		wk 1 (11)	wk 2 (12)	wk 3 (13)	wk 4 (14)	Monthly Average		% Change (15)/(16) (15)/(17)			
						Jan-07 (7)	Feb-06 (8)					Feb-07 (15)	Jan-07 (16)		Feb-06 (17)		
				% Change (6)/(7) (6)/(8)													
(1)				(6)	(7)	(8)	(9)	(10)	(11)	(12)	(13)	(14)	(15)	(16)	(17)	(18)	(19)
Metro Manila	21.43	21.43	21.43	21.43	21.43	20.41	0.00	5.00	24.00	24.00	24.00	24.00	24.00	24.00	23.00	0.00	4.35
Benguet	21.00	21.00	21.00	21.00	21.00	21.00	0.00	0.00	22.00	22.00	22.00	22.00	22.00	22.00	22.00	0.00	0.00
La Union	21.00	21.00	21.00	21.00	21.00	23.00	0.00	-8.70	24.00	24.00	25.00	25.00	24.50	24.00	24.00	2.08	2.08
Cagayan	20.00	20.00	20.00	20.00	20.00	19.55	0.50	2.30	22.00	22.00	22.00	22.00	22.00	22.00	22.38	-0.59	-1.68
Nueva Ecija	21.00	21.00	21.00	21.00	21.00	20.00	0.00	5.00	23.00	23.00	23.00	23.00	23.00	23.00	22.75	0.00	1.10
Batangas	22.00	22.00	22.00	22.00	22.00	21.00	0.00	4.76	23.00	23.00	23.00	23.00	23.00	23.00	23.00	0.00	0.00
Palawan	23.00	23.00	23.00	23.00	23.00	22.00	0.00	4.55	25.00	25.00	24.00	24.00	24.50	23.00	23.00	-2.00	6.52
Albay	19.40	19.40	19.40	19.40	19.40	20.40	0.78	-4.90	24.00	24.00	24.00	24.00	24.00	24.00	22.50	0.00	6.67
Camarines Sur	23.50	23.50	23.50	24.50	23.75	22.00	1.06	7.95	24.50	24.50	24.50	24.50	24.50	24.00	24.00	0.00	2.08
Iloilo	19.80	19.80	19.80	19.80	19.80	18.75	1.02	5.60	27.00	27.00	28.00	28.00	27.50	26.00	26.00	1.85	5.77
Cebu	22.20	22.40	22.20	22.00	22.20	22.00	0.45	0.91	24.00	24.00	24.00	24.00	24.00	24.00	24.13	-0.54	-0.52
Leyte	20.00	20.00	20.00	20.00	20.00	20.00	0.00	0.00	24.00	24.00	24.00	24.00	24.00	24.00	24.00	0.00	0.00
Zamboanga City	25.00	25.00	25.00	25.00	25.00	21.50	0.00	16.28	26.00	26.00	26.00	26.00	26.00	23.00	23.00	0.00	13.04
Misamis Oriental	22.00	22.45	22.00	22.40	22.21	21.80	1.88	1.88	25.00	25.00	25.00	25.00	25.00	25.00	25.00	0.00	0.00
Davao City	24.00	24.00	24.00	24.00	24.00	22.45	0.00	6.90	25.00	25.00	25.00	25.00	25.00	25.00	24.00	0.00	4.17
North Cotabato	19.60	19.60	20.00	20.30	19.88	18.85	1.43	5.46	22.00	22.00	22.00	22.00	22.00	21.88	21.00	0.55	4.76
Agusan del Norte	-	-	-	-	-	-	-	-	23.00	23.00	23.00	23.00	23.00	23.00	23.00	0.00	0.00
Maguindanao	22.00	22.00	22.00	22.00	22.00	20.50	0.57	7.32	22.00	22.00	22.00	22.00	22.00	22.00	22.00	-1.12	0.00
<b>Other Provinces 1</b>	<b>21.37</b>	<b>21.44</b>	<b>21.63</b>	<b>21.91</b>	<b>21.58</b>	<b>21.21</b>	<b>1.08</b>	<b>1.74</b>	<b>23.69</b>	<b>23.74</b>	<b>23.81</b>	<b>23.94</b>	<b>23.79</b>	<b>23.67</b>	<b>23.39</b>	<b>0.51</b>	<b>1.71</b>
<b>Philippines 2/</b>	<b>21.42</b>	<b>21.48</b>	<b>21.62</b>	<b>21.86</b>	<b>21.59</b>	<b>21.13</b>	<b>0.94</b>	<b>2.18</b>	<b>23.73</b>	<b>23.77</b>	<b>23.83</b>	<b>23.94</b>	<b>23.81</b>	<b>23.72</b>	<b>23.36</b>	<b>0.38</b>	<b>1.93</b>

1/ - Average prices in the remaining reporting provinces.

2/ - Average prices for all reporting provinces.



**Annex 2B**  
**Weekly Wholesale and Retail Prices of Rice in Selected Reporting Provinces**  
**for the month of February 2007**  
(peso per kilogram)

Selected Province/City	Rice, ordinary																
	Wholesale					Retail											
	wk 1	wk 2	wk 3	wk 4	Monthly Average	% Change	wk 1	wk 2	wk 3	wk 4	Monthly Average	% Change					
(2)	(3)	(4)	(5)	(6)	(7)	(8)	(9)	(10)	(11)	(12)	(13)	(14)	(15)	(16)	(17)	(18)	(19)
				Feb-07	Jan-07	Feb-06	(6)/(7)	(6)/(8)	Feb-07	Jan-07	Feb-06	(15)/(16)	Feb-07	Jan-07	Feb-06	(15)/(16)	(15)/(17)
Metro Manila	19.59	19.59	19.59	19.59	19.57	18.36	0.10	6.70	22.00	22.00	22.00	22.00	22.00	22.00	22.00	0.00	0.00
Benguet	19.00	19.00	19.00	19.00	19.00	19.00	0.00	0.00	20.00	20.00	20.00	20.00	20.00	20.00	20.00	0.00	0.00
La Union	19.00	19.00	19.50	19.50	18.88	22.00	1.96	-12.50	22.00	22.00	22.00	22.00	22.00	22.00	23.00	0.00	-4.35
Cagayan	18.60	18.60	18.60	18.60	18.43	17.85	0.92	4.20	19.50	19.50	19.50	19.50	19.50	19.50	20.00	-0.66	-2.50
Nueva Ecija	19.00	19.00	19.00	19.00	19.00	18.00	0.00	5.56	20.00	20.00	20.00	20.00	20.00	20.00	20.00	1.25	1.25
Batangas	18.00	18.00	18.00	18.00	18.00	18.00	0.00	0.00	21.00	21.00	21.00	21.00	21.00	21.00	20.00	0.00	5.00
Palawan	20.00	19.00	19.00	19.00	19.63	19.00	-1.94	1.32	20.00	20.00	20.00	20.00	20.00	20.00	20.00	0.00	0.00
Albay	18.60	18.60	18.70	18.70	18.30	19.15	1.91	-2.61	21.00	21.00	21.00	21.00	21.00	21.00	21.00	0.00	0.00
Camrines Sur	20.00	20.00	20.00	20.00	20.00	19.00	0.00	5.26	22.00	22.00	22.00	22.00	22.00	22.00	21.50	0.00	2.33
Iloilo	18.00	18.00	18.00	18.00	17.93	17.50	0.39	2.86	23.00	23.00	23.00	23.00	23.00	22.88	22.00	0.52	4.55
Cebu	20.60	20.60	19.80	20.00	20.30	20.00	-0.25	1.25	22.50	22.50	23.00	22.50	22.63	22.00	21.88	2.86	3.45
Leyte	18.00	18.00	18.00	18.00	18.00	18.00	0.00	0.00	22.00	22.00	22.00	22.00	22.00	22.00	21.00	0.00	4.76
Zamboanga City	20.20	20.20	20.20	20.20	20.20	19.70	0.00	2.54	21.00	21.00	21.00	21.00	21.00	21.00	20.75	0.00	1.20
Misamis Oriental	20.40	21.00	21.20	21.40	20.30	20.54	3.45	2.25	23.00	23.00	23.00	23.00	23.00	23.00	22.00	0.00	4.55
Davao City	20.00	20.00	21.00	21.00	20.30	19.35	0.99	5.94	22.00	22.00	22.00	22.00	22.00	22.00	20.00	0.00	10.00
North Cotabato	18.00	18.00	19.00	19.60	18.80	18.00	-0.80	3.61	20.00	20.00	20.00	21.00	20.50	20.88	19.75	-1.82	3.80
Agusan del Norte	-	-	-	-	-	-	-	-	20.00	20.00	20.00	20.00	20.00	20.00	20.00	0.00	0.00
Maguindanao	19.00	19.00	19.00	19.00	19.00	19.00	0.00	0.00	20.00	20.00	20.00	20.00	20.00	20.00	20.00	0.00	0.00
<b>Other Provinces 1</b>	<b>19.70</b>	<b>19.67</b>	<b>19.89</b>	<b>20.04</b>	<b>19.81</b>	<b>19.30</b>	<b>1.12</b>	<b>2.64</b>	<b>21.43</b>	<b>21.36</b>	<b>21.52</b>	<b>21.62</b>	<b>21.50</b>	<b>21.40</b>	<b>21.11</b>	<b>0.47</b>	<b>1.85</b>
<b>Philippines 2/</b>	<b>19.57</b>	<b>19.54</b>	<b>19.74</b>	<b>19.87</b>	<b>19.67</b>	<b>19.26</b>	<b>0.98</b>	<b>2.13</b>	<b>21.37</b>	<b>21.32</b>	<b>21.47</b>	<b>21.53</b>	<b>21.43</b>	<b>21.35</b>	<b>21.05</b>	<b>0.37</b>	<b>1.81</b>

1/ - Average prices in the remaining reporting provinces.

2/ - Average prices for all reporting provinces.

**Annex 3**  
**Weekly Farmgate Prices of Corngrain in Selected Reporting Provinces**  
**for the month of February 2007**  
(peso per kilogram)

Selected Province/City	Farmgate Prices																	
	Corngrain, Yellow									Corngrain, White								
	wk 1	wk 2	wk 3	wk 4	Monthly Average		% Change (6)/(7)	(6)/(8)	(9)	(10)	wk 1	wk 2	wk 3	wk 4	Monthly Average		% Change (15)/(16)	(15)/(17)
					Feb-07	Jan-07									Feb-06	Jan-07		
(2)	(3)	(4)	(5)	(6)	(7)	(8)	(9)	(10)	(11)	(12)	(13)	(14)	(15)	(16)	(17)	(18)	(19)	
Cagayan	10.00	9.50	9.50	9.50	9.63	-	10.50	-	-8.29	-	-	-	-	-	-	9.13	-	-
Isabela	9.80	9.80	9.80	10.00	9.85	0.72	10.50	0.72	-6.19	15.00	15.00	15.00	15.00	15.00	15.00	10.00	0.00	50.00
Albay	8.50	8.50	8.50	10.00	8.88	4.47	9.58	4.47	-7.26	-	-	-	-	-	-	-	-	-
Comarines Sur	9.40	10.50	10.50	11.00	10.35	19.24	11.23	19.24	-7.80	-	-	-	-	-	-	-	-	-
Leyte	-	-	-	-	-	-	-	-	-	7.00	7.00	7.00	7.00	7.00	7.00	5.75	0.00	21.74
Bukidnon	9.70	10.00	10.00	10.20	9.98	-0.99	9.95	-0.99	0.30	10.00	10.20	10.40	10.50	10.28	10.00	9.40	2.80	9.36
North Cotabato	9.80	9.60	9.80	9.80	9.75	2.31	9.83	2.31	-0.76	10.50	10.60	11.00	10.80	10.73	10.40	9.90	3.17	8.38
Sarangani	9.30	9.40	9.80	9.85	9.59	0.52	9.98	0.52	-3.86	10.20	10.30	10.50	10.50	10.38	10.16	9.74	2.17	6.60
South Cotabato	10.10	10.20	10.30	10.30	10.23	2.51	10.20	2.51	0.29	10.50	10.50	10.80	10.80	10.65	10.55	10.03	0.95	6.23
Sultan Kudarat	9.83	9.80	9.97	10.30	9.98	0.10	10.23	0.10	-2.47	10.50	10.43	10.60	11.00	10.63	10.34	10.09	2.80	5.40
Maguindanao	8.70	8.70	8.70	8.70	8.70	0.00	8.60	0.00	1.16	9.20	9.20	9.20	9.20	9.20	9.25	8.65	-0.54	6.36
<b>Other Provinces 1</b>	<b>9.41</b>	<b>9.65</b>	<b>9.64</b>	<b>9.67</b>	<b>9.62</b>	<b>3.55</b>	<b>9.46</b>	<b>3.55</b>	<b>1.69</b>	<b>11.84</b>	<b>11.80</b>	<b>11.46</b>	<b>12.43</b>	<b>12.55</b>	<b>11.39</b>	<b>9.56</b>	<b>10.18</b>	<b>31.28</b>
<b>Philippines 2/</b>	<b>9.42</b>	<b>9.61</b>	<b>9.63</b>	<b>9.73</b>	<b>9.62</b>	<b>3.66</b>	<b>9.64</b>	<b>3.66</b>	<b>-0.21</b>	<b>11.31</b>	<b>11.29</b>	<b>11.10</b>	<b>11.83</b>	<b>11.38</b>	<b>11.16</b>	<b>9.46</b>	<b>1.97</b>	<b>20.30</b>

1/ - Average prices in the remaining reporting provinces.

2/ - Average prices for all reporting provinces.

**Annex 4A**  
**Weekly Wholesale and Retail Prices of Corngrain in Selected Reporting Provinces**  
**for the month of February 2007**  
(peso per kilogram)

Selected Province/City	Corngrain, Yellow													
	Wholesale							Retail						
	wk 1 (2)	wk 2 (3)	wk 3 (4)	wk 4 (5)	Monthly Average		% Change (6)/(7) (8)/(9)	wk 1 (11)	wk 2 (12)	wk 3 (13)	wk 4 (14)	Monthly Average		% Change (15)/(16) (17)/(18)
					Feb-07 (6)	Jan-07 (7)						Feb-06 (8)	Jan-06 (9)	
(1)														
La Union	-	-	-	-	-	-	13.00	13.00	13.00	13.00	13.00	13.00	13.00	0.00
Isabela	10.00	10.00	10.00	10.20	10.05	11.63	-	-	-	-	-	-	18.00	-
Palawan	-	-	-	-	-	-	11.00	12.00	12.00	12.00	12.00	11.75	12.00	6.82
Iloilo	9.50	9.50	9.50	9.50	9.50	9.49	16.00	16.00	16.00	16.00	16.00	16.00	14.00	14.29
Negros Occ.	11.00	11.00	11.00	11.00	11.00	10.88	15.00	15.00	15.00	15.00	15.00	15.00	14.25	0.00
South Cotabato	10.60	10.60	10.80	10.80	10.78	10.68	-	-	-	-	-	-	-	-
Sultan Kudarat	10.40	10.38	10.50	10.63	10.48	10.71	10.70	10.80	10.80	10.80	10.80	10.78	10.78	1.65
Basilan	13.70	13.70	13.70	13.75	13.71	13.55	15.00	15.00	15.00	15.00	15.00	15.13	14.50	0.83
Maguindanao	9.50	9.50	9.60	9.60	9.55	9.88	-	-	-	-	-	-	-	-
<b>Other Provinces 1</b>	<b>11.33</b>	<b>11.31</b>	<b>11.13</b>	<b>11.14</b>	<b>11.23</b>	<b>11.36</b>	<b>16.10</b>	<b>16.31</b>	<b>16.05</b>	<b>15.75</b>	<b>16.19</b>	<b>15.96</b>	<b>15.30</b>	<b>1.44</b>
<b>Philippines 2/</b>	<b>11.06</b>	<b>11.05</b>	<b>11.03</b>	<b>11.06</b>	<b>11.05</b>	<b>11.36</b>	<b>15.17</b>	<b>15.31</b>	<b>15.14</b>	<b>14.99</b>	<b>15.28</b>	<b>15.07</b>	<b>14.73</b>	<b>3.73</b>

1/ - Average prices in the remaining reporting provinces.

2/ - Average prices for all reporting provinces.

**Annex 4B**  
**Weekly Wholesale and Retail Prices of Corngrain in Selected Reporting Provinces**  
**for the month of February 2007**  
(peso per kilogram)

Selected Province/City	Corngrain, White															
	Wholesale					Retail										
	wk 1 (2)	wk 2 (3)	wk 3 (4)	wk 4 (5)	Monthly Average Jan-07 (7)	Feb-06 (8)	% Change (6)/(7) (9)	(6)/(8) (10)	wk 1 (11)	wk 2 (12)	wk 3 (13)	wk 4 (14)	Monthly Average Jan-07 (16)	Feb-06 (17)	% Change (15)/(16) (18)	(15)/(17) (19)
Pangasinan	19.00	19.00	19.00	20.00	19.25	18.75	2.67	-	21.00	21.00	21.00	21.00	20.25	-	3.70	-
Cagayan	10.50	10.50	10.50	10.80	10.58	10.55	0.28	-7.19	-	-	-	-	-	24.00	-	-
Laguna	17.50	17.50	17.50	17.50	17.50	18.00	0.00	-2.78	25.00	25.00	25.00	25.00	25.00	15.00	0.00	4.17
Mindoro Occ.	-	-	-	-	-	-	-	-	15.00	15.00	15.00	15.00	15.00	15.00	0.00	0.00
Leyte	9.00	9.00	9.00	9.00	9.00	9.00	0.00	12.50	10.00	10.00	10.00	10.00	10.00	11.25	0.00	-11.11
Samar	9.00	8.50	9.00	9.00	8.88	8.13	9.23	19.19	13.00	13.00	13.00	13.00	13.00	13.00	0.00	0.00
Zamboanga City	-	-	-	-	-	-	-	-	15.00	15.00	15.00	15.00	15.00	14.00	0.00	7.14
Davao Oriental	11.20	11.10	11.00	11.00	11.08	11.20	-1.07	1.65	-	-	-	-	-	-	-	-
South Cotabato	11.00	11.00	11.30	11.30	11.15	11.00	1.36	6.95	-	-	-	-	-	-	-	-
Sultan Kudarat	11.10	11.03	11.13	11.45	11.18	10.83	3.23	5.65	11.15	11.60	11.60	11.47	11.04	10.63	3.76	7.79
Basilan	13.00	13.00	13.00	13.00	13.00	12.63	2.93	-0.38	14.30	14.30	14.50	14.50	14.13	13.73	1.91	4.92
Maguindanao	10.20	10.20	10.20	10.20	10.20	10.20	0.00	3.03	-	-	-	-	-	-	-	-
<b>Philippines 1/</b>	<b>12.15</b>	<b>12.08</b>	<b>12.16</b>	<b>12.33</b>	<b>12.18</b>	<b>11.98</b>	<b>1.67</b>	<b>11.54</b>	<b>16.61</b>	<b>16.66</b>	<b>16.68</b>	<b>16.11</b>	<b>15.84</b>	<b>14.95</b>	<b>4.23</b>	<b>10.43</b>

1/ - Average prices for all reporting provinces.