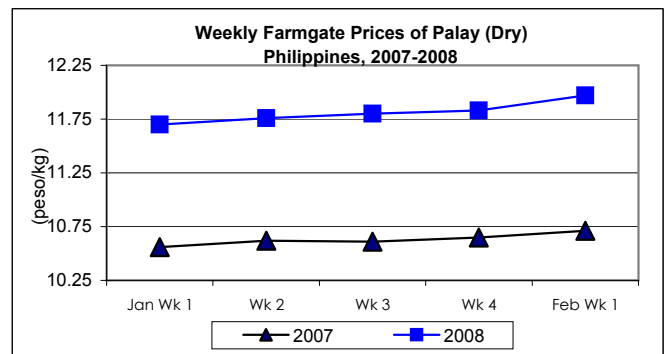




Updates on Palay, Rice & Corn Prices, January 30-February 5, 2008

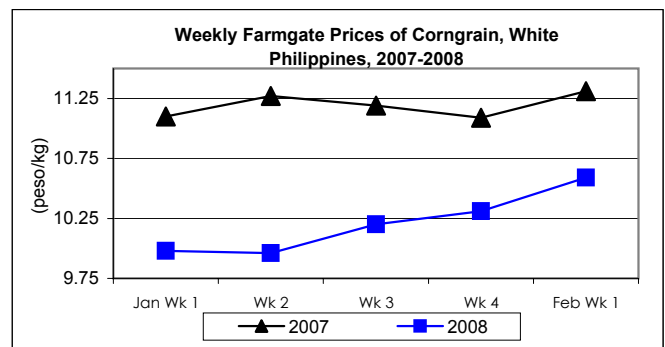
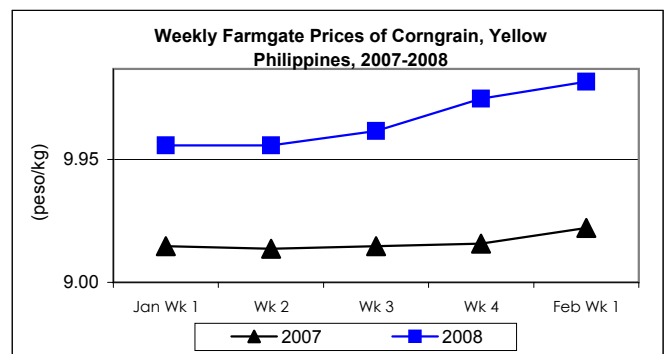
A. Farmgate Price of Palay

- * Palay price moved upward at a rate relatively higher than on the previous weeks.
 - Palay price at P11.97/kg was **higher** by 1.18% from last week's price and by 11.76% from 2007 record.



B. Farmgate Prices of Corngrain, Yellow and White

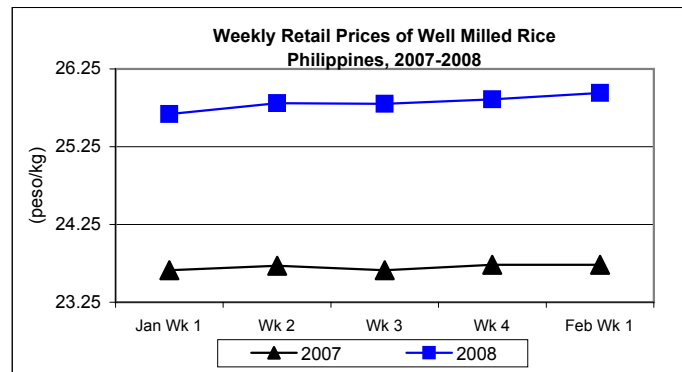
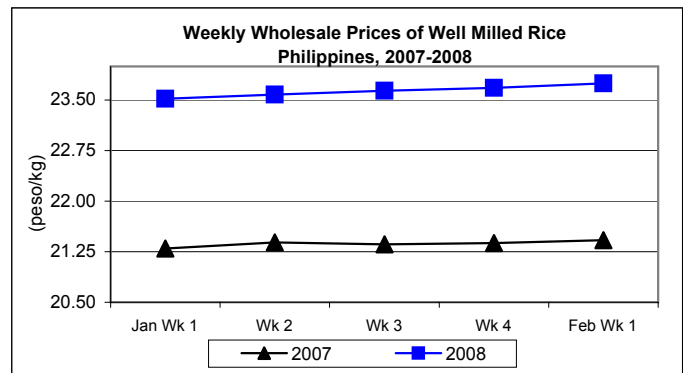
- * Farm prices of both yellow and white corngrains registered increases.
 - Yellow corngrain price **increased** by 1.25% from P10.42/kg last week to P10.55/kg this week. Compared to last year's report, price **increased** by 12.00%.
 - White corngrain price was **up** by 2.72% from last week's price but was **down** by 6.37% from the preceding year's record.



C. Wholesale and Retail Prices of Well Milled Rice (WMR)

☀ Both price levels indicated increases from last week's quotations at faster rates.

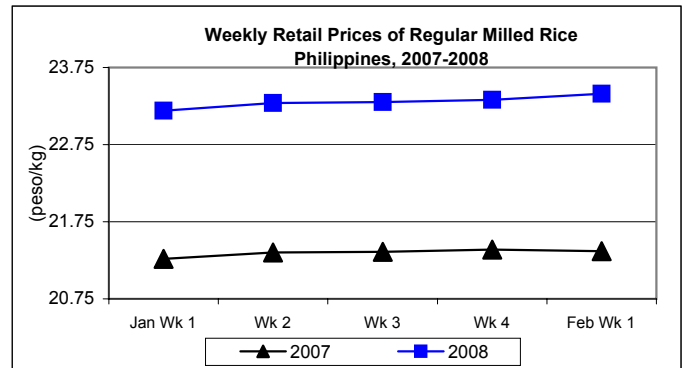
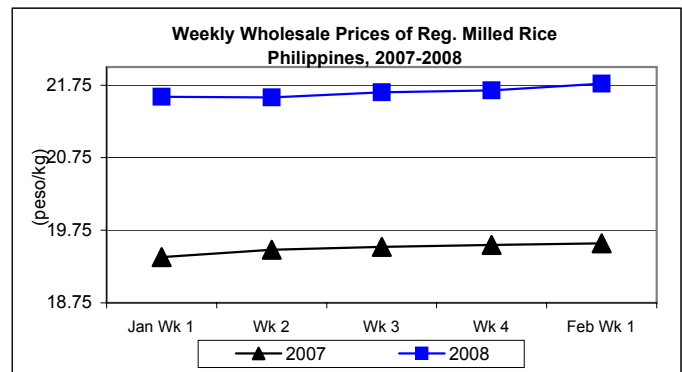
- Wholesale price at P23.75/kg was **higher** by 0.30% from last week's level and by 10.88% compared to last year's price.
- Retail price at P25.94/kg showed **increments** of 0.31% and 9.31% from prices last week and last year, respectively.



D. Wholesale and Retail Prices of Regular Milled Rice (RMR)

☀ Wholesale and retail prices posted continued to move upward.

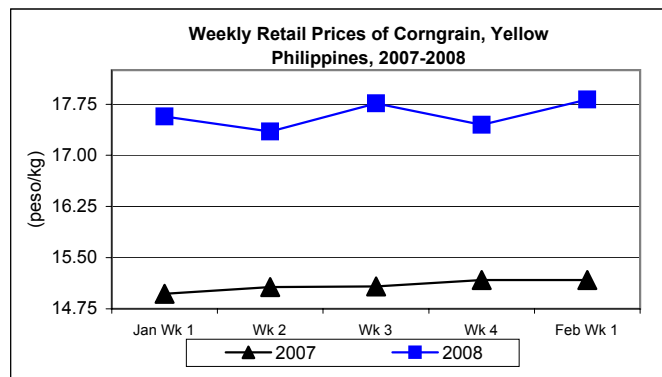
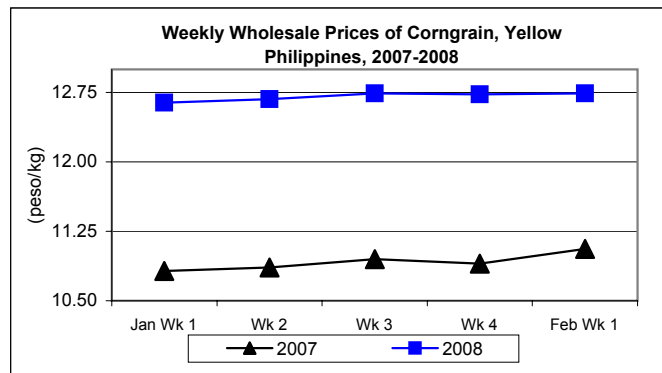
- At wholesale, price averaged P21.77/kg, **higher** than the prices last week by 0.42% and last year by 11.24%.
- At retail, price settled at P23.41/kg and **rose** by 0.34% from the preceding week's record and by 9.55% relative to last year's level.



E. Wholesale and Retail Prices of Corngrain, Yellow

✦ Both wholesale and retail prices recovered from last week's slump.

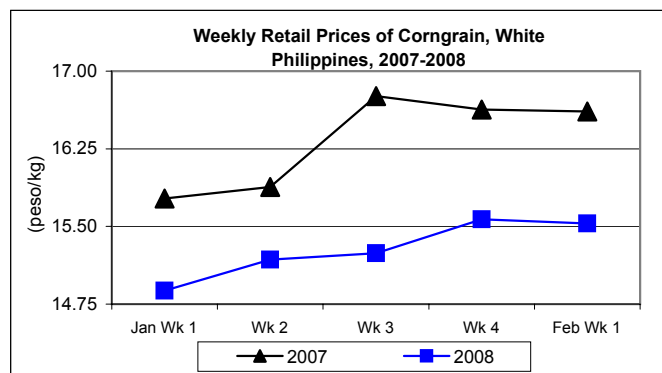
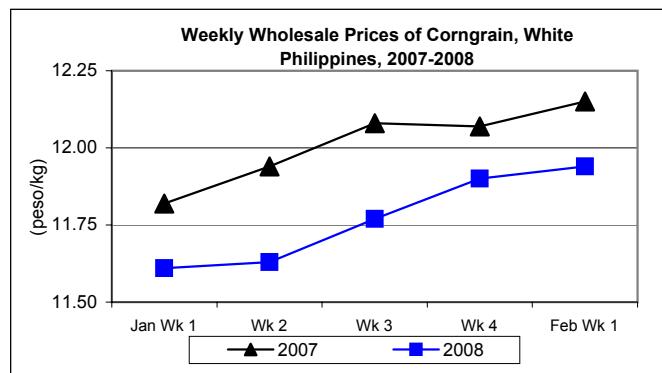
- Wholesale price at P12.74/kg showed **increases** of 0.08% from last week's report and 15.19% compared to last year's price.
- Retail price at P17.82/kg moved **up** by 2.12% and 17.47% from last week's and last year's quotations, respectively.



F. Wholesale and Retail Prices of Corngrain, White

✦ There was sustained uptrend for wholesale price. Retail price dropped after three (3) weeks of increases.

- Wholesale price at P11.94/kg **rose** by 0.34% from the previous week's price but **fell** by 1.73% from last year's record.
- Retail price at P15.53/kg recorded **cuts** of 0.26% from last week's P15.57/kg and 6.50% from last year's P16.61/kg.



Annex 1

Comparative Weekly Farmgate, Wholesale and Retail Prices of Palay, Rice and Corn, Philippines

Month/Week	Palay (Dry)				Well Milled Rice (WMR)							
	Farmgate Prices				Wholesale Prices				Retail Prices			
	2007	2008	% Change		2007	2008	% Change		2007	2008	% Change	
(1)	(2)	(3)	(3)/(2)	(weekly)	(6)	(7)	(7)/(6)	(weekly)	(10)	(11)	(11)/(10)	(weekly)
Jan Wk 1	10.56	11.70	10.80	0.09	21.30	23.52	10.42	0.38	23.66	25.67	8.50	0.23
Wk 2	10.62	11.76	10.73	0.51	21.39	23.58	10.24	0.26	23.72	25.81	8.81	0.55
Wk 3	10.61	11.80	11.22	0.34	21.36	23.64	10.67	0.25	23.66	25.80	9.04	-0.04
Wk 4	10.65	11.83	11.08	0.25	21.38	23.68	10.76	0.17	23.73	25.86	8.98	0.23
Feb Wk 1	10.71	11.97	11.76	1.18	21.42	23.75	10.88	0.30	23.73	25.94	9.31	0.31

Month/Week	Regular Milled Rice (RMR)							
	Wholesale Prices				Retail Prices			
	2007	2008	% Change		2007	2008	% Change	
(1)	(2)	(3)	(3)/(2)	(weekly)	(6)	(7)	(7)/(6)	(weekly)
Jan Wk 1	19.38	21.59	11.40	0.61	21.27	23.19	9.03	0.52
Wk 2	19.48	21.58	10.78	-0.05	21.35	23.29	9.09	0.43
Wk 3	19.52	21.65	10.91	0.32	21.36	23.30	9.08	0.04
Wk 4	19.55	21.68	10.90	0.14	21.39	23.33	9.07	0.13
Feb Wk 1	19.57	21.77	11.24	0.42	21.37	23.41	9.55	0.34

Month/Week	Corngrain, Yellow											
	Farmgate Prices				Wholesale Prices				Retail Prices			
	2007	2008	% Change		2007	2008	% Change		2007	2008	% Change	
(1)	(2)	(3)	(3)/(2)	(weekly)	(6)	(7)	(7)/(6)	(weekly)	(10)	(11)	(11)/(10)	(weekly)
Jan Wk 1	9.28	10.06	8.41	0.80	10.82	12.64	16.82	6.85	14.97	17.57	17.37	4.71
Wk 2	9.26	10.06	8.64	0.00	10.86	12.68	16.76	0.32	15.07	17.35	15.13	-1.25
Wk 3	9.28	10.17	9.59	1.09	10.95	12.74	16.35	0.47	15.08	17.76	17.77	2.36
Wk 4	9.30	10.42	12.04	2.46	10.90	12.73	16.79	-0.08	15.17	17.45	15.03	-1.75
Feb Wk 1	9.42	10.55	12.00	1.25	11.06	12.74	15.19	0.08	15.17	17.82	17.47	2.12

Month/Week	Corngrain, White											
	Farmgate Prices				Wholesale Prices				Retail Prices			
	2007	2008	% Change		2007	2008	% Change		2007	2008	% Change	
(1)	(2)	(3)	(3)/(2)	(weekly)	(6)	(7)	(7)/(6)	(weekly)	(10)	(11)	(11)/(10)	(weekly)
Jan Wk 1	11.10	9.98	-10.09	1.32	11.82	11.61	-1.78	-0.09	15.77	14.88	-5.64	-3.12
Wk 2	11.27	9.96	-11.62	-0.20	11.94	11.63	-2.60	0.17	15.88	15.18	-4.41	2.02
Wk 3	11.19	10.20	-8.85	2.41	12.08	11.77	-2.57	1.20	16.76	15.24	-9.07	0.40
Wk 4	11.09	10.31	-7.03	1.08	12.07	11.90	-1.41	1.10	16.63	15.57	-6.37	2.17
Feb Wk 1	11.31	10.59	-6.37	2.72	12.15	11.94	-1.73	0.34	16.61	15.53	-6.50	-0.26