



Special Release No.: 2017 - 35

Quezon City, Philippines

If you want to know more about these statistics
write or call Price Statistics Division

☎ 376-19-59

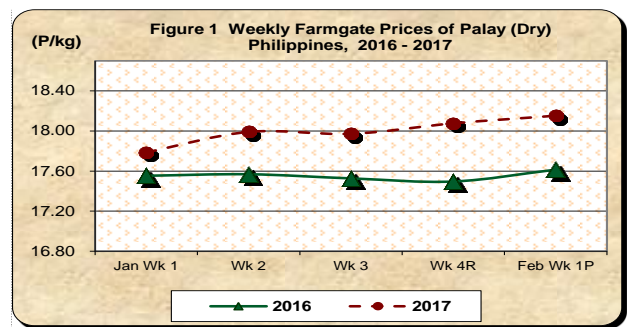
PSA Website: www.psa.gov.ph

**UPDATES ON PALAY, RICE AND CORN PRICES
First Week of February 2017**

A. Farmgate Price of Palay

*** Farmgate price of palay further moves up**

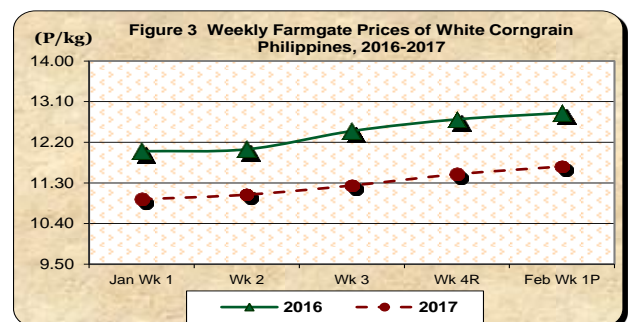
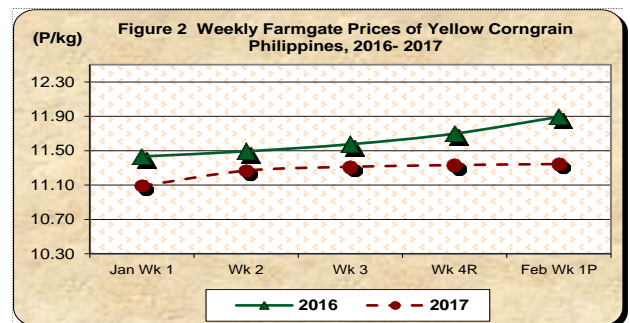
- The average price of palay at P18.15/kg during the first week of February 2017 **went up** by 0.42 percent from previous week's level of P18.08/kg. Compared to the same period in February 2016, it was likewise, **higher** by 3.06 percent (*Table 1*).



B. Farmgate Prices of Yellow and White Corngrains

*** Yellow and white corngrains both register lower rates of price increases**

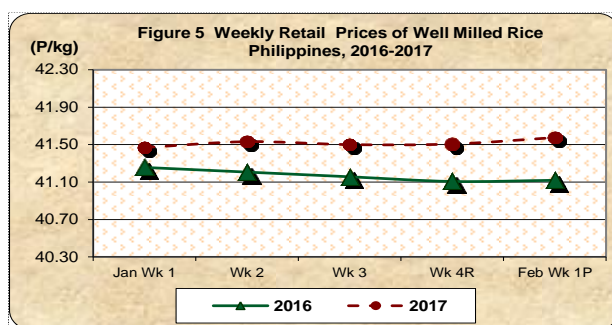
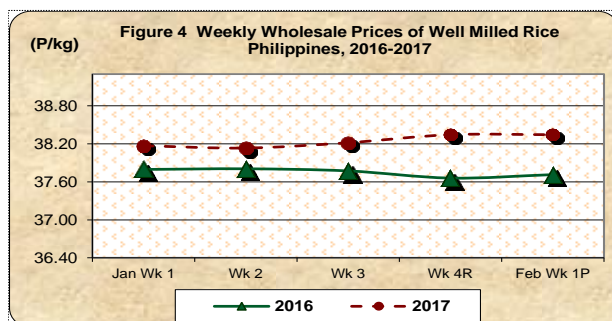
- This week's average price of yellow corngrain at P11.34/kg **inched up** at a slower rate of 0.11 percent from 0.18 percent in the previous week. On the other hand, it **dropped** by 4.61 percent relative to previous year's level of P11.89/kg (*Table 2*).
- The average price of white corngrain at P11.66/kg **increased** by 1.50 percent. This week's growth was lower than the 2.22 percent gain recorded in the previous week. Compared from previous year's level of P12.85/kg it **declined** by 9.21 percent (*Table 2*).



C. Wholesale and Retail Prices of Well Milled Rice (WMR)

★ Wholesale price of well milled rice retains its previous week's level while that of retail price continues to exhibit upward adjustment

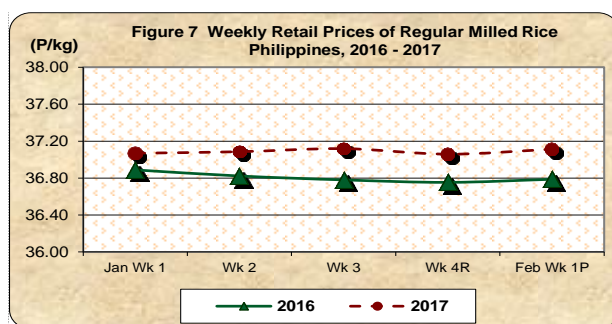
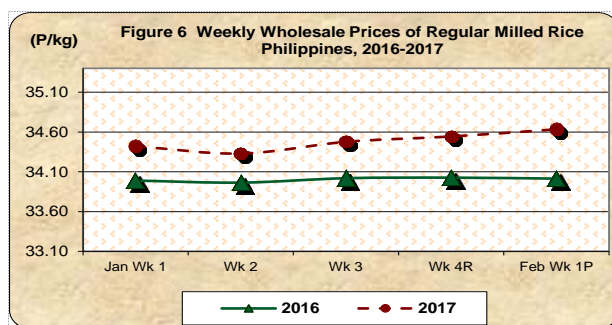
- At the wholesale trade, the average price of well milled rice during the week **remained** at P38.34/kg. Meanwhile, it **climbed** by 1.67 percent relative to the previous year's price level of P37.71/kg (*Table 1*).
- The average retail price of well milled rice at P41.58/kg **rose** by 0.17 percent from previous week's record. Likewise, the price during the week was **higher** by 1.11 percent compared to the same period in February 2016 (*Table 1*).



D. Wholesale and Retail Prices of Regular Milled Rice (RMR)

★ Wholesale and retail prices of regular milled rice further move upward

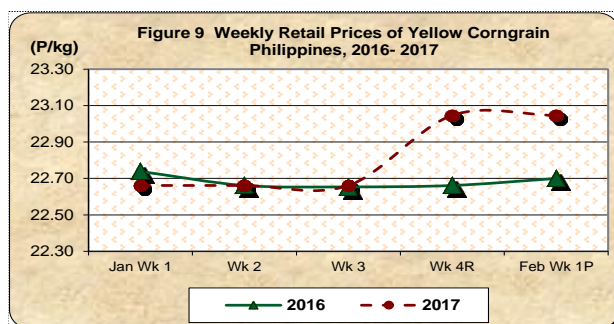
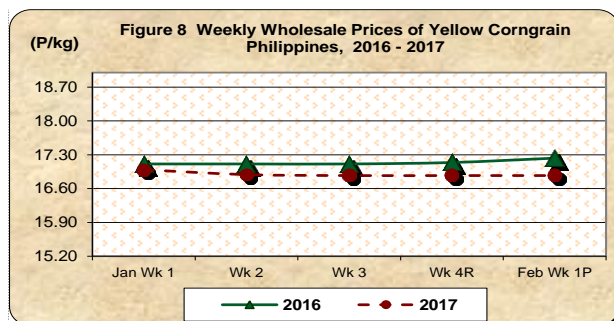
- The average wholesale price of regular milled rice at P34.63/kg **picked up** by 0.26 percent from previous week's quotation. Relative to previous year's level of P34.01/kg, it **increased** by 1.82 percent (*Table 1*).
- Similarly, the average retail price of regular milled rice at P37.11/kg **moved up** this week by 0.14 percent from P37.06/kg in the previous week. It also **went up** by 0.88 percent compared to a year ago level of P36.79/kg (*Table 1*).



E. Wholesale and Retail Prices of Corngrain, Yellow

* Prices of yellow corngrain are stable at both wholesale and retail trades

- The average wholesale price of yellow corngrain during the period **remained** at P16.87/kg for (3) consecutive weeks now. However, it **went down** by 2.09 percent compared to previous year's quotation of P17.23/kg (*Table 1*).
- The average retail price of yellow corngrain during the week was posted at P23.05/kg. This was the **same** price level recorded in the previous week. On the other hand, it **picked up** by 1.52 percent from the previous year's level (*Table 1*).



F. Wholesale and Retail Prices of Corngrain, White

* Higher prices are noted at both wholesale and retail trades

- This week's wholesale price of white corngrain at P15.55/kg was **higher** by 4.54 percent from previous week's level. On the contrary, it **decreased** by 13.01 percent from the same period in 2016 (*Table 1*).
- The average retail price of white corngrain at P25.80/kg **gained** by 0.13 percent during the week. Similarly, the price this week was also **higher** than previous year's level by 4.37 percent (*Table 1*).

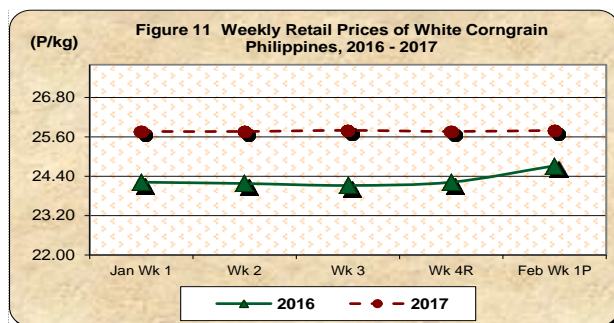
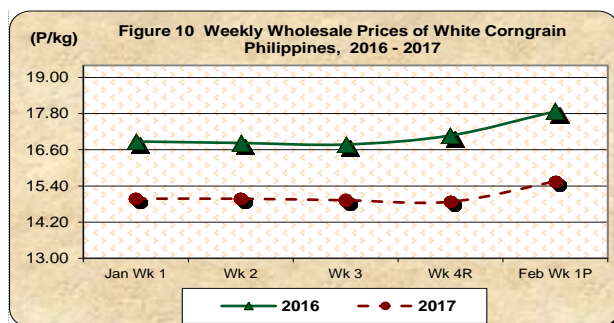


Table 1 Weekly Farmgate, Wholesale and Retail Prices of Palay and Rice in the Philippines
(First Week of January 2017 to First Week of February 2017)
(Prices per Kilogram)

Month/Week	Palay (Dry)				Well Milled Rice (WMR)							
	Farmgate Prices				Wholesale Prices				Retail Prices			
	2017	2016	% Change		2017	2016	% Change		2017	2016	% Change	
			Annual	Weekly			Annual	Weekly			Annual	Weekly
(1)	(2)	(3)	(4)	(5)	(6)	(7)	(8)	(9)	(10)	(11)	(12)	
Jan Wk 1	17.79	17.55	1.33	-0.60	38.17	37.80	0.99	-0.20	41.47	41.26	0.52	0.15
Wk 2	17.99	17.57	2.40	1.15	38.13	37.81	0.87	-0.09	41.53	41.21	0.79	0.15
Wk 3	17.97	17.53	2.54	-0.10	38.22	37.77	1.18	0.22	41.50	41.16	0.84	-0.08
Wk 4 ^R	18.08	17.50	3.32	0.58	38.34	37.66	1.82	0.33	41.51	41.11	0.97	0.02
Feb Wk 1 ^P	18.15	17.61	3.06	0.42	38.34	37.71	1.67	0.00	41.58	41.12	1.11	0.17

Table 1- (Concluded)

Month/Week	Regular Milled Rice (RMR)							
	Wholesale Prices				Retail Prices			
	2017	2016	% Change		2017	2016	% Change	
			Annual	Weekly			Annual	Weekly
(13)	(14)	(15)	(16)	(17)	(18)	(19)	(20)	
Jan Wk 1	34.42	33.99	1.27	0.21	37.07	36.89	0.49	0.10
Wk 2	34.33	33.96	1.07	-0.27	37.09	36.82	0.71	0.04
Wk 3	34.48	34.02	1.34	0.43	37.12	36.78	0.92	0.09
Wk 4 ^R	34.54	34.03	1.52	0.19	37.06	36.75	0.83	-0.16
Feb Wk 1 ^P	34.63	34.01	1.82	0.26	37.11	36.79	0.88	0.14

Table 2 Weekly Farmgate, Wholesale and Retail Prices of Corn in the Philippines
(First Week of January 2017 to First Week of February 2017)
(Prices per Kilogram)

Month/Week	Corngrain, Yellow											
	Farmgate Prices				Wholesale Prices				Retail Prices			
	2017	2016	% Change		2017	2016	% Change		2017	2016	% Change	
			Annual	Weekly			Annual	Weekly			Annual	Weekly
(1)	(2)	(3)	(4)	(5)	(6)	(7)	(8)	(9)	(10)	(11)	(12)	
Jan Wk 1	11.09	11.43	-3.00	0.00	16.99	17.11	-0.70	0.00	22.66	22.74	-0.34	0.00
Wk 2	11.27	11.49	-1.96	1.60	16.89	17.11	-1.29	-0.59	22.66	22.66	0.00	0.00
Wk 3	11.31	11.58	-2.27	0.40	16.87	17.11	-1.40	-0.12	22.66	22.65	0.03	0.00
Wk 4 ^R	11.33	11.70	-3.12	0.18	16.87	17.14	-1.58	0.00	23.05	22.66	1.70	1.70
Feb Wk 1 ^P	11.34	11.89	-4.61	0.11	16.87	17.23	-2.09	0.00	23.05	22.70	1.52	0.00

Table 2- (Concluded)

Month/Week	Corngrain, White											
	Farmgate Prices				Wholesale Prices				Retail Prices			
	2017	2016	% Change		2017	2016	% Change		2017	2016	% Change	
			Annual	Weekly			Annual	Weekly			Annual	Weekly
(13)	(14)	(15)	(16)	(17)	(18)	(19)	(20)	(21)	(22)	(23)	(24)	
Jan Wk 1	10.94	12.00	-8.86	0.32	14.98	16.88	-11.26	0.00	25.77	24.22	6.39	0.00
Wk 2	11.04	12.04	-8.34	0.93	14.98	16.83	-11.00	0.00	25.77	24.18	6.56	0.00
Wk 3	11.24	12.45	-9.68	1.84	14.93	16.78	-11.03	-0.33	25.80	24.12	6.97	0.13
Wk 4 ^R	11.49	12.71	-9.56	2.22	14.88	17.08	-12.88	-0.34	25.77	24.22	6.39	-0.13
Feb Wk 1 ^P	11.66	12.85	-9.21	1.50	15.55	17.88	-13.01	4.54	25.80	24.72	4.37	0.13

Source: Weekly Cereals and Fertilizers Price Monitoring (WCFPM)
Note: R-revised; P-preliminary