



Update on Palay, Rice & Corn Prices, February 7 - 13, 2007

A. Farmgate Price of Palay

☀ **Sustained increase at rate much higher than in the previous weeks.**

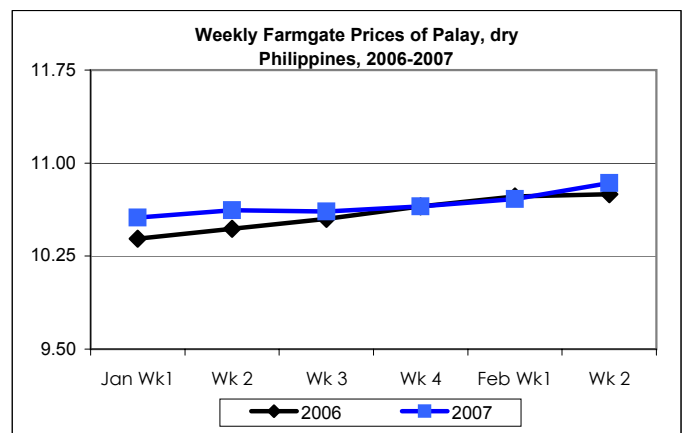
a. At the national level

- Average price at P10.84/kg was **higher** by 1.21% from last week's level and by 0.84% from last year's record.

b. At the provincial level

- Palay prices **went up** by 11.92% in Albay, by 7.84% in La Union, by 5% in Leyte, by 3.81% in North Cotabato, by 2.13% in Maguindanao, by 2.09% in Camarines Sur and by 0.92% in Davao City.
- Price moved **down** in Palawan by 4.76%.
- **Stable** prices were recorded in Cagayan, Nueva Ecija, Batangas, Iloilo and Zamboanga City.

Month/Week	Palay, dry			
	Farmgate Prices			
	2006	2007	% Change	
(1)	(2)	(3)	(3)/(2)	(weekly)
Jan Wk1	10.39	10.56	2.42	0.09
Wk 2	10.47	10.62	1.43	0.57
Wk 3	10.55	10.61	0.57	-0.09
Wk 4	10.65	10.65	0.00	0.38
Feb Wk1	10.73	10.71	-0.19	0.56
Wk 2	10.75	10.84	0.84	1.21



B. Wholesale and Retail Prices of Rice, Special

☀ Prices at both levels inched up.

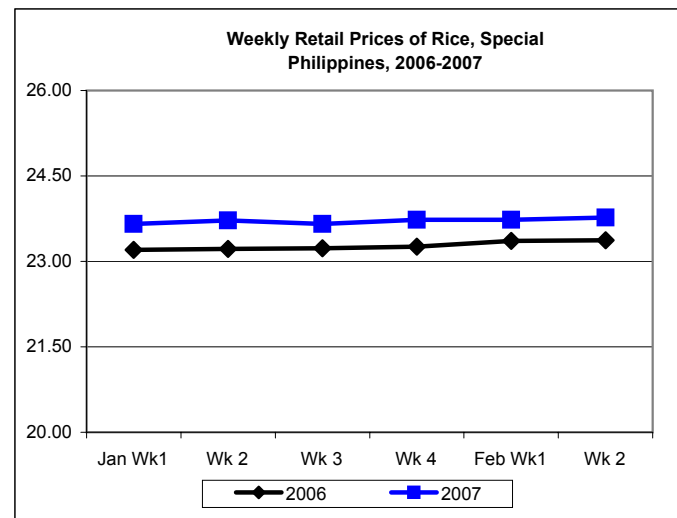
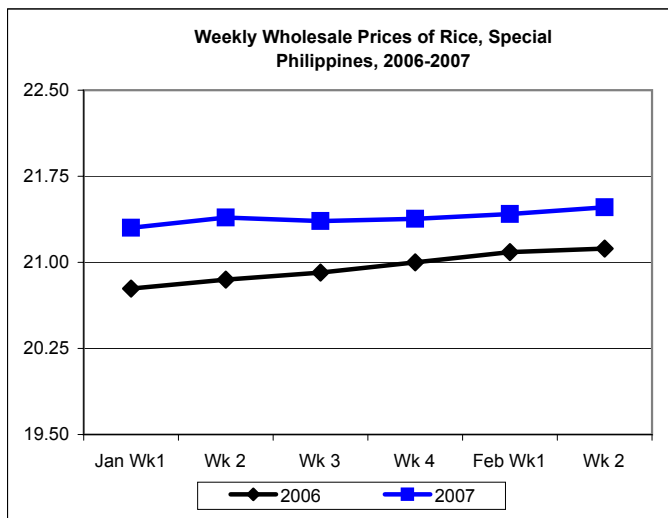
a. At the national level

- From last week's levels, wholesale price at P21.48/kg and retail price at P23.77/kg **grew** by 0.28% and 0.17%, respectively. Prices **rose** by 1.70% at wholesale and by 1.71% at retail when compared to the prices of 2006.

b. At the provincial level

- Prices were **stable** in majority of the provinces except for the wholesale price in Misamis Oriental and Cebu which posted increases of 2.05% and 0.90%, respectively.

Month/Week	Rice, Special							
	Wholesale Prices				Retail Prices			
	2006	2007	% Change		2006	2007	% Change	
(1)	(2)	(3)	(3)/(2)	(weekly)	(6)	(7)	(7)/(6)	(weekly)
Jan Wk1	20.77	21.30	2.55	0.24	23.20	23.66	1.98	0.21
Wk 2	20.85	21.39	2.59	0.42	23.22	23.72	2.15	0.25
Wk 3	20.91	21.36	2.15	-0.14	23.23	23.66	1.85	-0.25
Wk 4	21.00	21.38	1.81	0.09	23.26	23.73	2.02	0.30
Feb Wk1	21.09	21.42	1.56	0.19	23.36	23.73	1.58	0.00
Wk 2	21.12	21.48	1.70	0.28	23.37	23.77	1.71	0.17



C. Wholesale and Retail Prices of Rice, Ordinary

☀ Price at wholesale weakened after weeks of continuous increases. Retail price was on its second week of downtrend.

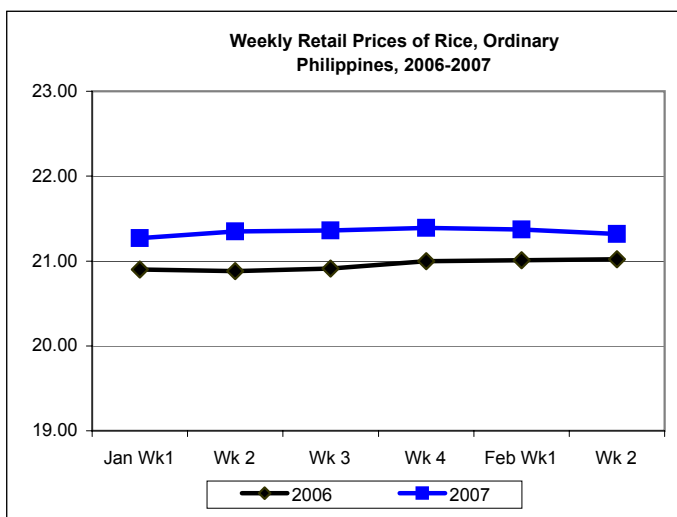
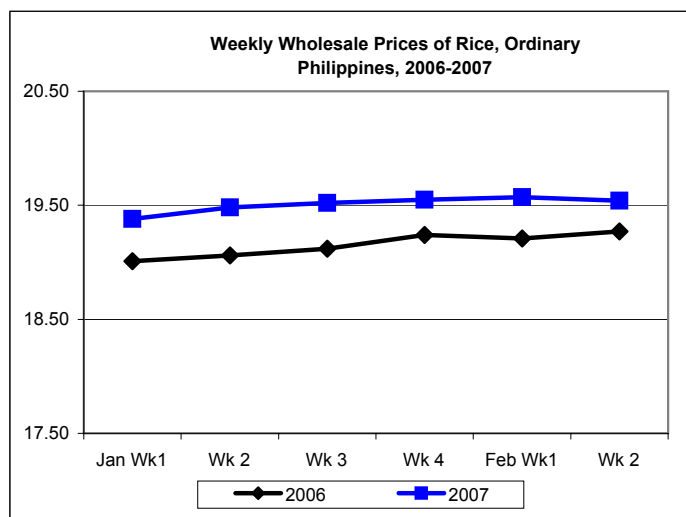
a. At the national level

- Relative to last week's record, wholesale price at P19.54/kg **decreased** by 0.15% and retail price at P21.32/kg **dropped** by 0.23%. Both price levels were higher than the previous week's quotations.

b. At the provincial level

- Stable** prices were reflected for both wholesale and retail in most provinces except for a 2.94% **mark-up** in Misamis Oriental and a 5% **decrease** in Palawan at wholesale.

Month/Week	Rice, Ordinary							
	Wholesale Prices				Retail Prices			
	2006	2007	% Change		2006	2007	% Change	
(1)	(2)	(3)	(3)/(2)	(weekly)	(6)	(7)	(7)/(6)	(weekly)
Jan Wk1	19.01	19.38	1.95	0.62	20.90	21.27	1.77	0.28
Wk 2	19.06	19.48	2.20	0.52	20.88	21.35	2.25	0.38
Wk 3	19.12	19.52	2.09	0.21	20.91	21.36	2.15	0.05
Wk 4	19.24	19.55	1.61	0.15	21.00	21.39	1.86	0.14
Feb Wk1	19.21	19.57	1.87	0.10	21.01	21.37	1.71	-0.09
Wk 2	19.27	19.54	1.40	-0.15	21.02	21.32	1.43	-0.23



D. Farmgate Prices of Corngrain, Yellow and White

★ Price of yellow corngrain maintained its upward movement, while price of white variety continued its weekly fluctuation.

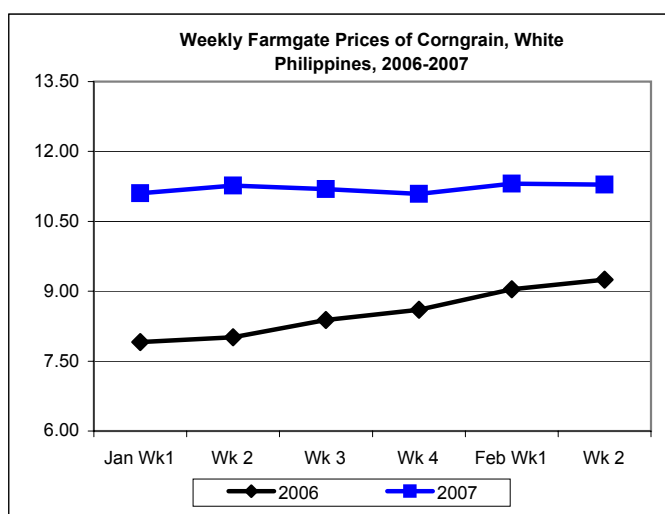
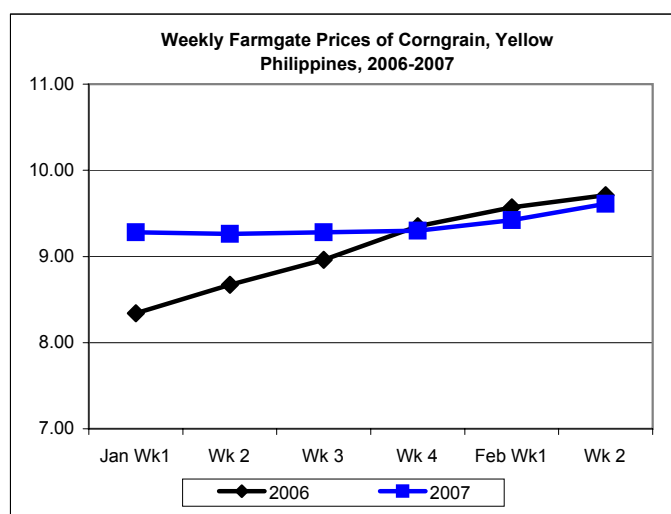
a. At the national level

- Yellow corngrain price at P9.61/kg **gained** by 2.02% while white corngrain price at P11.29/kg was down by 0.18% from the previous week's level. Relative to 2006 records, prices for both levels reported **increases** by 2.02% for yellow variety and 22.05% for white variety.

b. At the provincial level

- For yellow corngrain, prices were **up** in the provinces of Camarines Sur by 11.70%, in Bukidnon by 3.09%, in Sarangani by 1.08% and in South Cotabato by 0.99%. Prices were down in Cagayan by 5%, in North Cotabato by 2.04% and in Lanao Sur by 0.31%.
- For white corngrain, prices **inched up** in Bukidnon by 2% and in North Cotabato and Sarangani by less than one percent. Price was down in Sultan Kudarat by 0.67%.

Month/Week	Farmgate Prices							
	Corngrain, Yellow				Corngrain, White			
	2006	2007	% Change		2006	2007	% Change	
(1)	(2)	(3)	(3)/(2)	(weekly)	(6)	(7)	(7)/(6)	(weekly)
Jan Wk1	8.34	9.28	11.27	1.53	7.91	11.10	40.33	5.51
Wk 2	8.67	9.26	6.81	-0.22	8.01	11.27	40.70	1.53
Wk 3	8.96	9.28	3.57	0.22	8.38	11.19	33.53	-0.71
Wk 4	9.35	9.30	-0.53	0.22	8.60	11.09	28.95	-0.89
Feb Wk1	9.57	9.42	-1.57	1.29	9.04	11.31	25.11	1.98
Wk 2	9.71	9.61	-1.03	2.02	9.25	11.29	22.05	-0.18



E. Wholesale and Retail Prices of Corngrain, Yellow

✦ Wholesale weekly prices were continuously fluctuating while retail prices were on the uptrend.

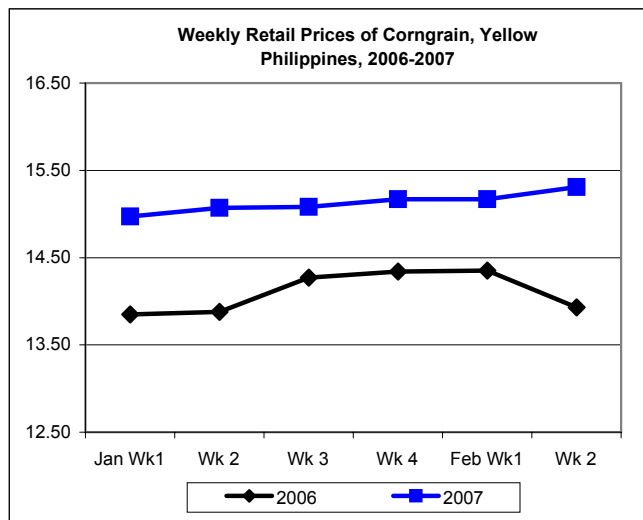
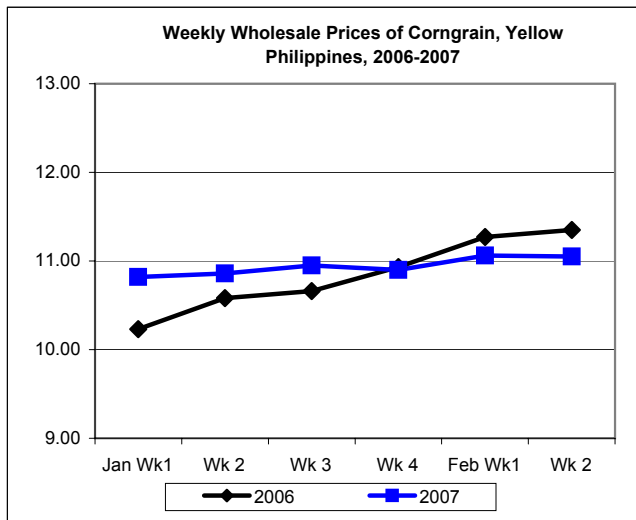
a. At the national level

- Wholesale price at P11.05/kg posted a 0.09% **decrease** while retail price at P15.31/kg **increased** by 0.92%. Compared to last year's prices, wholesale price was **lower** by 2.64% but retail price was **higher** by 9.91%.

b. At the provincial level

- Wholesale price declined by 0.19% in Sultan Kudarat. The remaining provinces indicated stable prices.
- Retail prices posted **increments** in Palawan by 9.09% and in Sultan Kudarat by 0.93%. Prices remained **unchanged** in La Union, Iloilo, Negros Occidental and Basilan.

Month/Week	Corngrain, Yellow							
	Wholesale Prices				Retail Prices			
	2006	2007	% Change		2006	2007	% Change	
(1)	(2)	(3)	(3)/(2)	(weekly)	(6)	(7)	(7)/(6)	(weekly)
Jan Wk1	10.23	10.82	6.08	2.46	13.85	14.97	8.32	2.46
Wk 2	10.58	10.86	2.65	0.37	13.88	15.07	8.57	0.67
Wk 3	10.66	10.95	2.72	0.83	14.27	15.08	5.68	0.07
Wk 4	10.93	10.90	-0.27	-0.46	14.34	15.17	5.79	0.60
Feb Wk1	11.27	11.06	-1.86	1.47	14.35	15.17	5.71	0.00
Wk 2	11.35	11.05	-2.64	-0.09	13.93	15.31	9.91	0.92



F. Wholesale and Retail Prices of Corngrain, White

☀ Wholesale and retail prices registered intermittent fluctuations.

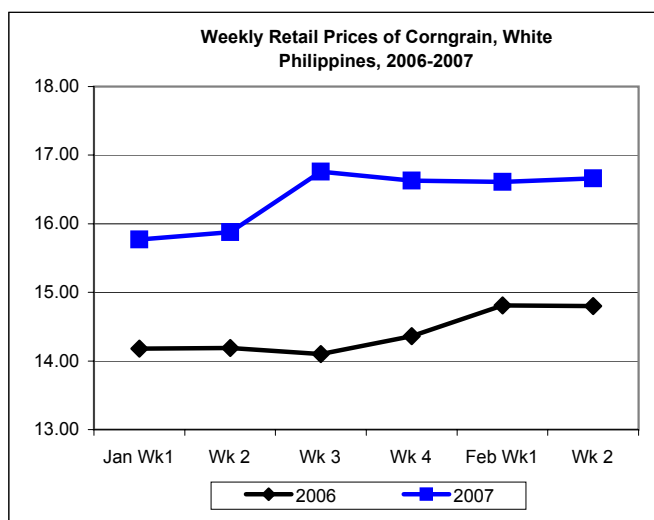
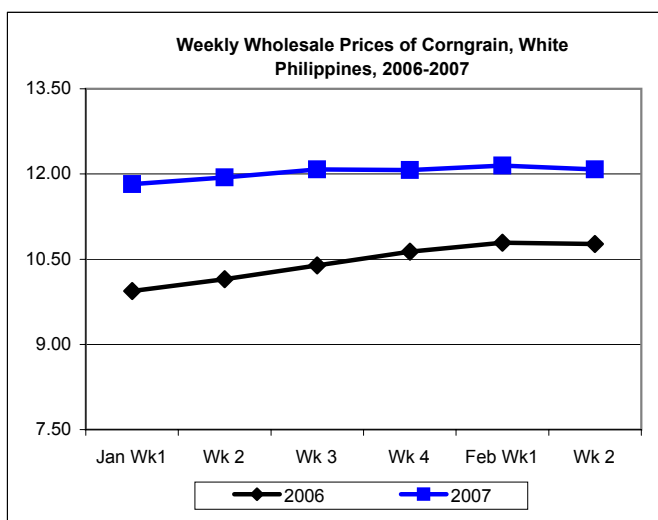
a. At the national level

- Wholesale average price at P12.08/kg **dropped** by 0.58% while retail price at P16.66/kg **rose** by 0.30% from last week's quotations. Prices were **higher** from last year's records by 12.16% at wholesale and by 12.57% at retail.

b. At the provincial level

- At wholesale, price **decrements** were noted in Samar by 5.56%, in Davao Oriental by 0.89% and in Sultan Kudarat by 0.63%.
- At retail, prices were **stable** in most of the reporting provinces except for a 4.04% **increase** in Basilan.

Month/Week	Corngrain, White							
	Wholesale Prices				Retail Prices			
	2006	2007	% Change		2006	2007	% Change	
(1)	(2)	(3)	(3)/(2)	(weekly)	(6)	(7)	(7)/(6)	(weekly)
Jan Wk1	9.94	11.82	18.20	1.29	14.18	15.77	10.67	7.94
Wk 2	10.15	11.94	17.64	1.02	14.19	15.88	11.91	0.70
Wk 3	10.39	12.08	16.27	1.17	14.10	16.76	18.87	5.54
Wk 4	10.63	12.07	13.55	-0.08	14.36	16.63	15.81	-0.78
Feb Wk1	10.79	12.15	12.60	0.66	14.81	16.61	12.15	-0.12
Wk 2	10.77	12.08	12.16	-0.58	14.80	16.66	12.57	0.30



Annex 1

Comparative Weekly Farmgate Prices of Palay in Selected Areas
for the periods Jan. 31-Feb. 6 and February 7-13, 2007 and February 8-14, 2006

(peso per kilogram)

Selected Province/City	Farm Price (Palay, dry)				
	This Week Feb. 7-13	Last Week Jan. 31-Feb. 6	Comparable wk last yr Feb. 8-14	% change	
	2007		2006	(2)/(3)	(2)/(4)
	(1)	(2)	(3)	(4)	(5)
La Union	11.00	10.20	11.20	7.84	-1.79
Cagayan	10.50	10.50	10.50	0.00	0.00
Nueva Ecija	12.50	12.50	12.50	0.00	0.00
Batangas	11.00	11.00	12.00	0.00	-8.33
Palawan	10.00	10.50	10.00	-4.76	0.00
Albay	9.86	8.81	9.86	11.92	0.00
Camarines Sur	10.28	10.07	9.86	2.09	4.26
Iloilo	10.00	10.00	9.70	0.00	3.09
Leyte	10.50	10.00	9.50	5.00	10.53
Zamboanga City	9.44	9.44	9.44	0.00	0.00
Davao City	11.01	10.91	10.80	0.92	1.94
North Cotabato	10.90	10.50	10.20	3.81	6.86
Maguindanao	10.07	9.86	9.96	2.13	1.10
Other Provinces 1/	10.93	10.81	10.86	1.11	0.64
PHILIPPINES 2/	10.84	10.71	10.75	1.21	0.84

1/ - Average prices in the remaining reporting provinces.

2/ - Average prices for all reporting provinces.

Annex 2

Comparative Weekly Wholesale and Retail Prices of Rice in Selected Areas for the periods Jan. 31-Feb. 6 and February 7-13, 2007 and February 8-14, 2006

(peso per kilogram)

Selected Province/City	Rice, special										
	Wholesale					Retail					
	This Week Feb. 7-13	Last Week Jan. 31-Feb. 6	Comp. wk last yr Feb. 8-14	% change		This Week Feb. 7-13	Last Week Jan. 31-Feb. 6	Comp. wk last yr Feb. 8-14	% change		
	2007		2006		(2)/(3)	(2)/(4)	2007		2006		(7)/(8)
(1)	(2)	(3)			(5)	(6)	(7)	(8)	(9)	(10)	(11)
Metro Manila	21.43	21.43	20.41	0.00	5.00	24.00	24.00	23.00	0.00	4.35	
Benguet	21.00	21.00	21.00	0.00	0.00	22.00	22.00	22.00	0.00	0.00	
La Union	21.00	21.00	23.00	0.00	-8.70	24.00	24.00	24.00	0.00	0.00	
Cagayan	20.00	20.00	19.40	0.00	3.09	22.00	22.00	22.00	0.00	0.00	
Nueva Ecija	21.00	21.00	20.00	0.00	5.00	23.00	23.00	23.00	0.00	0.00	
Batangas	22.00	22.00	21.00	0.00	4.76	23.00	23.00	23.00	0.00	0.00	
Palawan	23.00	23.00	22.00	0.00	4.55	25.00	25.00	23.00	0.00	8.70	
Albay	19.40	19.40	19.60	0.00	-1.02	24.00	24.00	22.00	0.00	9.09	
Camarines Sur	23.50	23.50	22.00	0.00	6.82	24.50	24.50	24.00	0.00	2.08	
Iloilo	19.80	19.80	18.80	0.00	5.32	27.00	27.00	26.00	0.00	3.85	
Cebu	22.40	22.20	22.00	0.90	1.82	24.00	24.00	24.00	0.00	0.00	
Leyte	20.00	20.00	20.00	0.00	0.00	24.00	24.00	24.00	0.00	0.00	
Zamboanga City	25.00	25.00	21.00	0.00	19.05	26.00	26.00	23.00	0.00	13.04	
Misamis Oriental	22.45	22.00	21.60	2.05	3.94	25.00	25.00	25.00	0.00	0.00	
Davao City	24.00	24.00	22.60	0.00	6.19	25.00	25.00	24.00	0.00	4.17	
North Cotabato	19.60	19.60	19.00	0.00	3.16	22.00	22.00	21.00	0.00	4.76	
Agusan del Norte	-	-	-	-	-	23.00	23.00	23.00	0.00	0.00	
Maguindanao	22.00	22.00	20.00	0.00	10.00	22.00	22.00	22.00	0.00	0.00	
Other Provinces 1/	21.44	21.37	21.23	0.33	0.99	23.74	23.69	23.42	0.21	1.37	
PHILIPPINES 2/	21.48	21.42	21.12	0.28	1.70	23.77	23.73	23.37	0.17	1.71	

1/ - Average prices in the remaining reporting provinces.

2/ - Average prices for all reporting provinces.

Selected Province/City	Rice, ordinary										
	Wholesale					Retail					
	This Week Feb. 7-13	Last Week Jan. 31-Feb. 6	Comp. wk last yr Feb. 8-14	% change		This Week Feb. 7-13	Last Week Jan. 31-Feb. 6	Comp. wk last yr Feb. 8-14	% change		
	2007		2006		(2)/(3)	(2)/(4)	2007		2006		(7)/(8)
(1)	(2)	(3)	(4)	(5)	(6)	(7)	(8)	(9)	(10)	(11)	
Metro Manila	19.59	19.59	18.36	0.00	6.70	22.00	22.00	22.00	0.00	0.00	
Benguet	19.00	19.00	19.00	0.00	0.00	20.00	20.00	20.00	0.00	0.00	
La Union	19.00	19.00	22.00	0.00	-13.64	22.00	22.00	23.00	0.00	-4.35	
Cagayan	18.60	18.60	18.20	0.00	2.20	19.50	19.50	20.00	0.00	-2.50	
Nueva Ecija	19.00	19.00	18.00	0.00	5.56	20.00	20.00	20.00	0.00	0.00	
Batangas	18.00	18.00	18.00	0.00	0.00	21.00	21.00	20.00	0.00	5.00	
Palawan	19.00	20.00	19.00	-5.00	0.00	20.00	20.00	20.00	0.00	0.00	
Albay	18.60	18.60	18.80	0.00	-1.06	21.00	21.00	21.00	0.00	0.00	
Camarines Sur	20.00	20.00	19.00	0.00	5.26	22.00	22.00	21.50	0.00	2.33	
Iloilo	18.00	18.00	17.60	0.00	2.27	23.00	23.00	22.00	0.00	4.55	
Cebu	20.60	20.60	20.00	0.00	3.00	22.50	22.50	22.00	0.00	2.27	
Leyte	18.00	18.00	18.00	0.00	0.00	22.00	22.00	21.00	0.00	4.76	
Zamboanga City	20.20	20.20	19.60	0.00	3.06	21.00	21.00	21.00	0.00	0.00	
Misamis Oriental	21.00	20.40	20.60	2.94	1.94	23.00	23.00	22.00	0.00	4.55	
Davao City	20.00	20.00	19.00	0.00	5.26	22.00	22.00	20.00	0.00	10.00	
North Cotabato	18.00	18.00	18.00	0.00	0.00	20.00	20.00	20.00	0.00	0.00	
Agusan del Norte	-	-	-	-	-	20.00	20.00	20.00	0.00	0.00	
Maguindanao	19.00	19.00	19.00	0.00	0.00	20.00	20.00	20.00	0.00	0.00	
Other Provinces 1/	19.67	19.70	19.38	-0.15	1.50	21.36	21.43	21.07	-0.33	1.38	
PHILIPPINES 2/	19.54	19.57	19.27	-0.15	1.40	21.32	21.37	21.02	-0.23	1.43	

1/ - Average prices in the remaining reporting provinces.

2/ - Average prices for all reporting provinces.

Annex 3

Comparative Weekly Farmgate Prices of Corngrain in Selected Areas
for the periods Jan. 31-Feb. 6 and February 7-13, 2007 and February 8-14, 2006

(peso per kilogram)

Selected Province/City	Farmgate Price									
	Corngrain, Yellow					Corngrain, White				
	This Week Feb. 7-13	Last Week Jan. 31-Feb. 6	Comp. wk last yr Feb. 8-14	% change		This Week Feb. 7-13	Last Week Jan. 31-Feb. 6	Comp. wk last yr Feb. 8-14	% change	
	2007		2006	(2)/(3)	(2)/(4)	2007		2006	(7)/(8)	(7)/(9)
(1)	(2)	(3)	(4)	(5)	(6)	(7)	(8)	(9)	(10)	(11)
Cagayan	9.50	10.00	10.50	-5.00	-9.52	-	-	9.00	-	-
Isabela	9.80	9.80	11.00	0.00	-10.91	15.00	15.00	10.00	0.00	50.00
Albay	8.50	8.50	9.80	0.00	-13.27	-	-	-	-	-
Camarines Sur	10.50	9.40	11.20	11.70	-6.25	-	-	-	-	-
Leyte	-	-	-	-	-	7.00	7.00	5.00	0.00	40.00
Bukidnon	10.00	9.70	10.30	3.09	-2.91	10.20	10.00	9.50	2.00	7.37
North Cotabato	9.60	9.80	9.80	-2.04	-2.04	10.60	10.50	9.80	0.95	8.16
Sarangani	9.40	9.30	9.95	1.08	-5.53	10.30	10.20	9.70	0.98	6.19
South Cotabato	10.20	10.10	10.20	0.99	0.00	10.50	10.50	10.00	0.00	5.00
Sultan Kudarat	9.80	9.83	10.17	-0.31	-3.64	10.43	10.50	10.07	-0.67	3.57
Lanao del Sur	8.75	8.75	-	0.00	-	7.75	7.75	-	0.00	-
Maguindanao	8.70	8.70	8.60	0.00	1.16	9.20	9.20	8.60	0.00	6.98
Other Provinces 1/	9.65	9.41	9.48	2.55	1.79	11.80	11.84	9.32	-0.34	26.61
PHILIPPINES 2/	9.61	9.42	9.71	2.02	-1.03	11.29	11.31	9.25	-0.18	22.05

1/ - Average prices in the remaining reporting provinces.

2/ - Average prices for all reporting provinces.

Annex 4

Comparative Weekly Wholesale and Retail Prices of Corngrain in Selected Areas for the periods Jan. 31-Feb. 6 and February 7-13, 2007 and February 8-14, 2006

(peso per kilogram)

Selected Province/City	Corngrain, Yellow									
	Wholesale					Retail				
	This Week Feb. 7-13	Last Week Jan. 31-Feb. 6	Comp. wk last yr Feb. 8-14	% change		This Week Feb. 7-13	Last Week Jan. 31-Feb. 6	Comp. wk last yr Feb. 8-14	% change	
	2007		2006	(2)/(3)	(2)/(4)	2007		2006	(7)/(8)	(7)/(9)
(1)	(2)	(3)	(4)	(5)	(6)	(7)	(8)	(9)	(10)	(11)
La Union	-	-	-	-	-	13.00	13.00	13.00	0.00	0.00
Isabela	10.00	10.00	12.00	0.00	-16.67	-	-	-	-	-
Batangas	12.20	12.20	13.00	0.00	-6.15	-	-	15.00	-	-
Palawan	-	-	-	-	-	12.00	11.00	12.00	9.09	0.00
Iloilo	9.50	9.50	9.15	0.00	3.83	16.00	16.00	14.00	0.00	14.29
Negros Occ.	11.00	11.00	10.50	0.00	4.76	15.00	15.00	14.00	0.00	7.14
South Cotabato	10.60	10.60	10.70	0.00	-0.93	-	-	-	-	-
Sultan Kudarat	10.38	10.40	10.60	-0.19	-2.08	10.80	10.70	10.67	0.93	1.22
Basilan	13.70	13.70	13.50	0.00	1.48	15.00	15.00	14.50	0.00	3.45
Maguindanao	9.50	9.50	9.90	0.00	-4.04	-	-	-	-	-
Other Provinces 1/	11.31	11.33	11.40	-0.18	-0.79	16.31	16.10	14.41	1.30	13.19
PHILIPPINES 2/	11.05	11.06	11.35	-0.09	-2.64	15.31	15.17	13.93	0.92	9.91

1/ - Average prices in the remaining reporting provinces.

2/ - Average prices for all reporting provinces.

Selected Province/City	Corngrain, White									
	Wholesale					Retail				
	This Week Feb. 7-13	Last Week Jan. 31-Feb. 6	Comp. wk last yr Feb. 8-14	% change		This Week Feb. 7-13	Last Week Jan. 31-Feb. 6	Comp. wk last yr Feb. 8-14	% change	
	2007		2006	(2)/(3)	(2)/(4)	2007		2006	(7)/(8)	(7)/(9)
(1)	(2)	(3)	(4)	(5)	(6)	(7)	(8)	(9)	(10)	(11)
Ilocos Norte	-	-	-	-	-	25.00	25.00	18.00	0.00	38.89
Pangasinan	19.00	19.00	-	0.00	-	21.00	21.00	-	0.00	-
Cagayan	10.50	10.50	-	0.00	-	-	-	-	-	-
Laguna	17.50	17.50	18.00	0.00	-2.78	25.00	25.00	24.00	0.00	4.17
Mindoro Occ.	-	-	-	-	-	15.00	15.00	15.00	0.00	0.00
Leyte	9.00	9.00	7.00	0.00	28.57	10.00	10.00	10.00	0.00	0.00
Samar	8.50	9.00	6.80	-5.56	25.00	13.00	13.00	13.00	0.00	0.00
Zamboanga City	-	-	-	-	-	15.00	15.00	14.00	0.00	7.14
Davao Oriental	11.10	11.20	10.60	-0.89	4.72	-	-	-	-	-
South Cotabato	11.00	11.00	10.40	0.00	5.77	-	-	-	-	-
Sultan Kudarat	11.03	11.10	10.53	-0.63	4.75	11.60	11.15	10.57	4.04	9.74
Basilan	13.00	13.00	13.00	0.00	0.00	14.30	14.30	13.80	0.00	3.62
Maguindanao	10.20	10.20	9.80	0.00	4.08	-	-	-	-	-
Philippines 1/	12.08	12.15	10.77	-0.58	12.16	16.66	16.61	14.80	0.30	12.57

1/ - Average prices for all the above provinces.