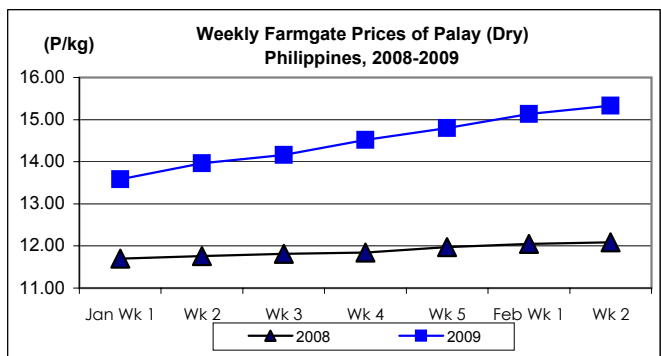


### A. Farmgate Price of Palay

\* Price at farmgate continued to move up but at a slower rate compared to that of last week.

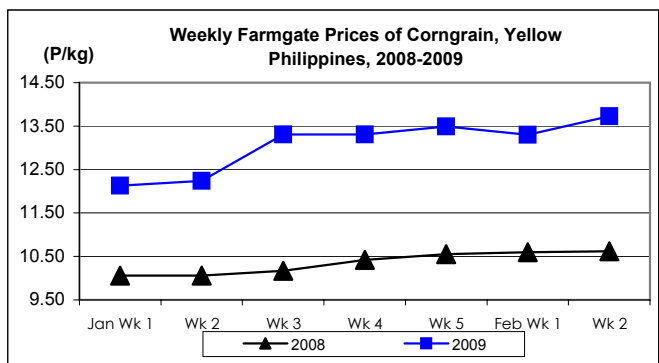
- Average price at P15.33/kg registered increments of 1.32% and 26.80% from last week's and last year's prices, respectively.



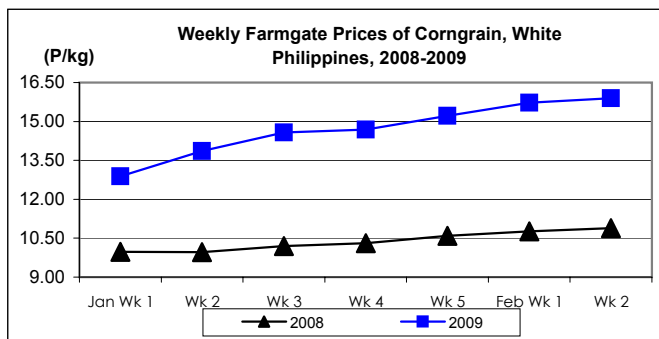
### B. Farmgate Prices of Corngrain, Yellow and White

\* Both yellow and white corngrains indicated price increases relative to the previous week's levels.

- Yellow corngrain price at P13.73/kg was up from last week's price by 3.23% and from last year's level by 29.28%.



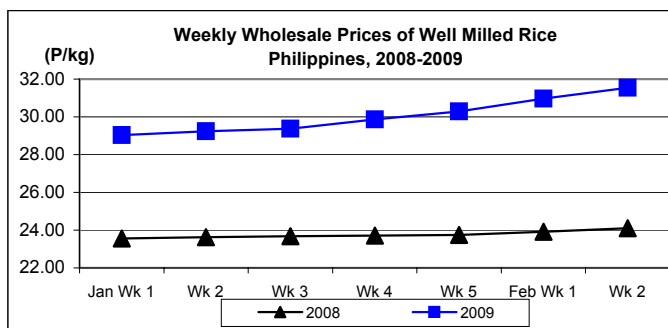
- White corngrain price at P15.90/kg rose by 1.15% from last week's P15.72/kg and by 46.01% from last year's P10.89/kg.



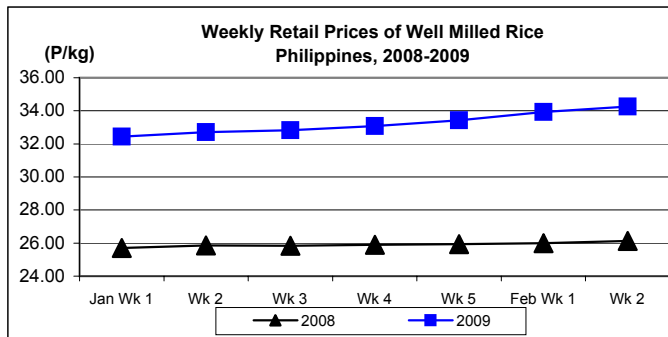
**C. Wholesale and Retail Prices of Well Milled Rice (WMR)**

\* Price gains were sustained at both wholesale and retail levels.

- At wholesale, average price at P31.55/kg was **higher** by 1.91% from last week's level and by 30.91% from last year's record.



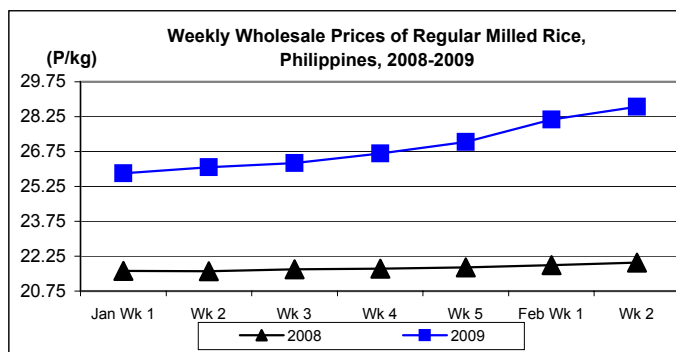
- At retail, average price at P34.25/kg posted **mark-ups** of 0.94% and 31.08% from quotations of last week and last year, respectively.



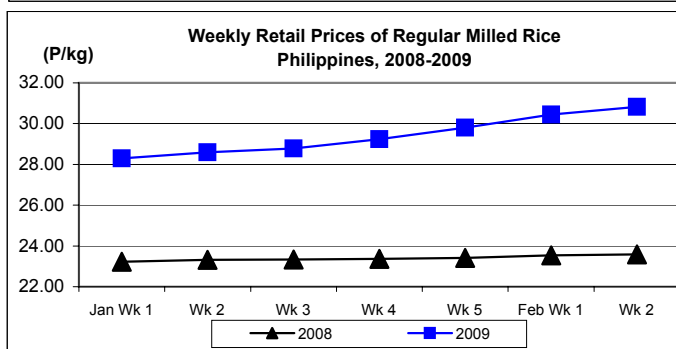
**D. Wholesale and Retail Prices of Regular Milled Rice (RMR)**

\* Both wholesale and retail prices went up continuously but at slower rates.

- Wholesale price at P28.67/kg **gained** by 1.92% from last week's P28.13/kg and by 30.44% relative to last year's P21.98/kg.



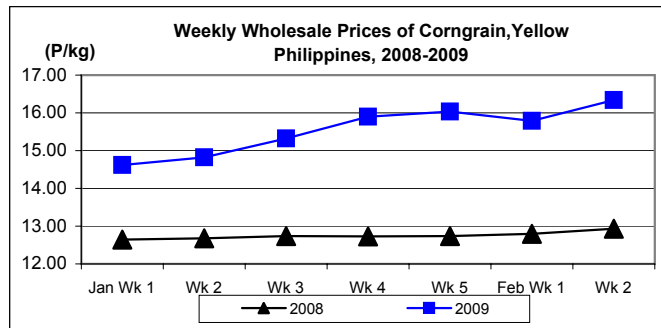
- Retail price at P30.82/kg was **above** last week's and last year's prices by 1.25% and 30.70%, respectively.



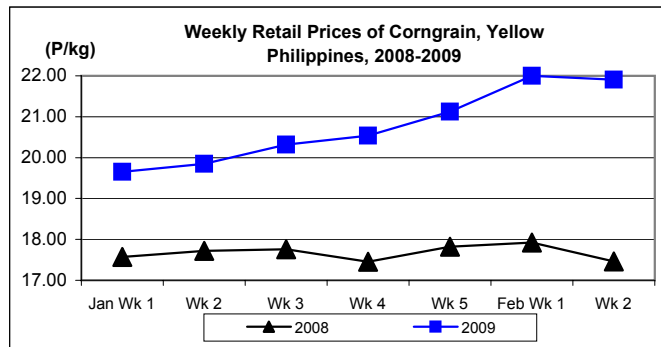
**E. Wholesale and Retail Prices of Corngrain, Yellow**

\* Prices recovered at wholesale level but weakened at retail level.

- Wholesale price at P16.34/kg reflected **increments** of 3.48% and 26.37% from prices of last week and last year, respectively.



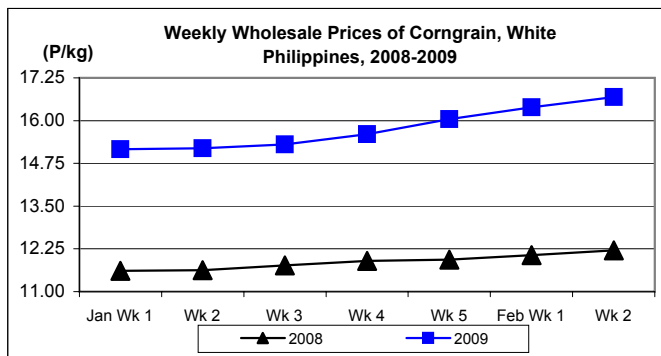
- Retail price at P21.91/kg recorded a 0.41% **cut** from last week's level but registered a 25.49% **mark-up** from last year's report.



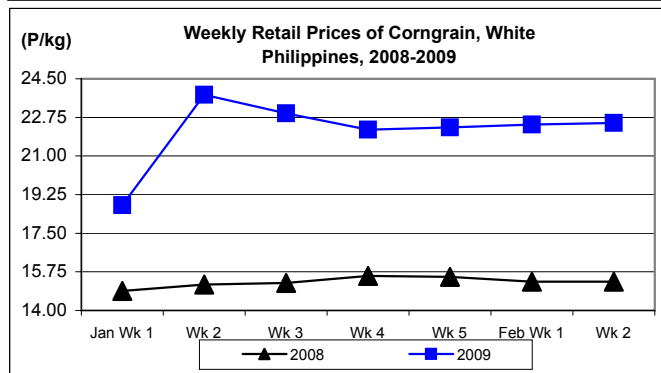
**F. Wholesale and Retail Prices of Corngrain, White**

\* Both wholesale and retail prices continued to go up.

- Wholesale price at P16.69/kg **rose** by 1.83% from last week's P16.39/kg and by 36.69% from last year's P12.21/kg.



- Retail price at P22.50/kg was 0.36% and 47.06% **above** last week's and last year's quotations, respectively.



**Annex 1**

**Comparative Weekly Farmgate, Wholesale and Retail Prices of Palay, Rice and Corn, Philippines**

Month/Week	Palay (Dry)				Well Milled Rice (WMR)							
	Farmgate Prices				Wholesale Prices				Retail Prices			
	2008	2009	% Change		2008	2009	% Change		2008	2009	% Change	
(1)	(2)	(3)	(3)/(2)	(weekly)	(6)	(7)	(7)/(6)	(weekly)	(10)	(11)	(11)/(10)	(weekly)
Jan Wk 1	11.70	13.58	16.07	-0.88	23.56	29.04	23.26	0.28	25.71	32.43	26.14	-0.49
Wk 2	11.76	13.96	18.71	2.80	23.62	29.23	23.75	0.65	25.85	32.71	26.54	0.86
Wk 3	11.81	14.16	19.90	1.43	23.68	29.37	24.03	0.48	25.84	32.83	27.05	0.37
Wk 4	11.84	14.52	22.64	2.54	23.72	29.87	25.93	1.70	25.90	33.07	27.68	0.73
Wk 5	11.97	14.80	23.64	1.93	23.75	30.28	27.49	1.37	25.94	33.43	28.87	1.09
Feb Wk 1R	12.05	15.13	25.56	2.23	23.92	30.96	29.43	2.25	25.99	33.93	30.55	1.50
Wk 2P	12.09	15.33	26.80	1.32	24.10	31.55	30.91	1.91	26.13	34.25	31.08	0.94

Month/Week	Regular Milled Rice (RMR)							
	Wholesale Prices				Retail Prices			
	2008	2009	% Change		2008	2009	% Change	
(1)	(2)	(3)	(3)/(2)	(weekly)	(6)	(7)	(7)/(6)	(weekly)
Jan Wk 1	21.62	25.82	19.43	0.08	23.23	28.29	21.78	0.00
Wk 2	21.61	26.07	20.64	0.97	23.32	28.60	22.64	1.10
Wk 3	21.68	26.25	21.08	0.69	23.34	28.78	23.31	0.63
Wk 4	21.71	26.67	22.85	1.60	23.37	29.23	25.07	1.56
Wk 5R	21.77	27.16	24.76	1.84	23.41	29.80	27.30	1.95
Feb Wk 1R	21.86	28.13	28.68	3.57	23.54	30.44	29.31	2.15
Wk 2P	21.98	28.67	30.44	1.92	23.58	30.82	30.70	1.25

Month/Week	Corngrain, Yellow											
	Farmgate Prices				Wholesale Prices				Retail Prices			
	2008	2009	% Change		2008	2009	% Change		2008	2009	% Change	
(1)	(2)	(3)	(3)/(2)	(weekly)	(6)	(7)	(7)/(6)	(weekly)	(10)	(11)	(11)/(10)	(weekly)
Jan Wk 1	10.06	12.13	20.58	2.10	12.64	14.62	15.66	7.18	17.57	19.65	11.84	7.20
Wk 2	10.06	12.24	21.67	0.91	12.68	14.82	16.88	1.37	17.72	19.85	12.02	1.02
Wk 3	10.17	13.31	30.88	8.74	12.74	15.32	20.25	3.37	17.76	20.32	14.41	2.37
Wk 4	10.42	13.31	27.74	0.00	12.73	15.90	24.90	3.79	17.45	20.54	17.71	1.08
Wk 5R	10.55	13.49	27.87	1.35	12.74	16.03	25.82	0.82	17.82	21.12	18.52	2.82
Feb Wk 1R	10.60	13.30	25.47	-1.41	12.80	15.79	23.36	-1.50	17.92	22.00	22.77	4.17
Wk 2P	10.62	13.73	29.28	3.23	12.93	16.34	26.37	3.48	17.46	21.91	25.49	-0.41

Month/Week	Corngrain, White											
	Farmgate Prices				Wholesale Prices				Retail Prices			
	2008	2009	% Change		2008	2009	% Change		2008	2009	% Change	
(1)	(2)	(3)	(3)/(2)	(weekly)	(6)	(7)	(7)/(6)	(weekly)	(10)	(11)	(11)/(10)	(weekly)
Jan Wk 1	9.98	12.88	29.06	-1.60	11.61	15.16	30.58	0.60	14.88	18.77	26.14	0.37
Wk 2	9.96	13.86	39.16	7.61	11.63	15.19	30.61	0.20	15.18	23.77	56.59	26.64
Wk 3	10.20	14.57	42.84	5.12	11.77	15.30	29.99	0.72	15.24	22.94	50.52	-3.49
Wk 4	10.31	14.69	42.48	0.82	11.90	15.60	31.09	1.96	15.57	22.20	42.58	-3.23
Wk 5R	10.59	15.22	43.72	3.61	11.94	16.04	34.34	2.82	15.53	22.30	43.59	0.45
Feb Wk 1R	10.76	15.72	46.10	3.29	12.07	16.39	35.79	2.18	15.31	22.42	46.44	0.54
Wk 2P	10.89	15.90	46.01	1.15	12.21	16.69	36.69	1.83	15.30	22.50	47.06	0.36

Note: R-revised; P-preliminary

