



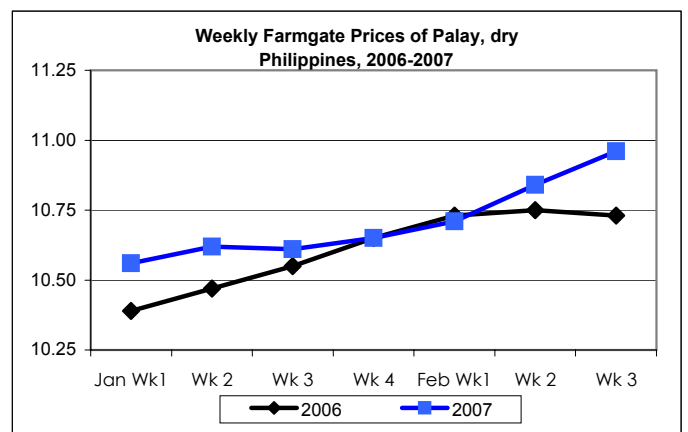
## Update on Palay, Rice & Corn Prices, February 14 - 20, 2007

### A. Farmgate Price of Palay

#### ☀ Palay prices continued to move up.

- a. At the national level
  - Averaged P10.96/kg during the period, **up** by 1.11% and by 2.14% from last week's and last year's prices, respectively.
- b. At the provincial level
  - **Increments** were noted in North Cotabato by 6.42%, in Iloilo by 5%, in Davao City by 2.91% and in Albay by 2.13%.
  - Prices remained **steady** in La Union, Cagayan, Nueva Ecija, Batangas, Palawan, Camarines Sur, Leyte, Zamboanga City and Maguindanao.

Month/Week	Palay, dry			
	Farmgate Prices			
	2006	2007	% Change	
(1)	(2)	(3)	(3)/(2)	(weekly)
Jan Wk1	10.39	10.56	2.42	0.09
Wk 2	10.47	10.62	1.43	0.57
Wk 3	10.55	10.61	0.57	-0.09
Wk 4	10.65	10.65	0.00	0.38
Feb Wk1	10.73	10.71	-0.19	0.56
Wk 2	10.75	10.84	0.84	1.21
Wk 3	10.73	10.96	2.14	1.11



## B. Wholesale and Retail Prices of Rice, Special

☀ Prices were on a continuous uptrend at both wholesale and retail levels.

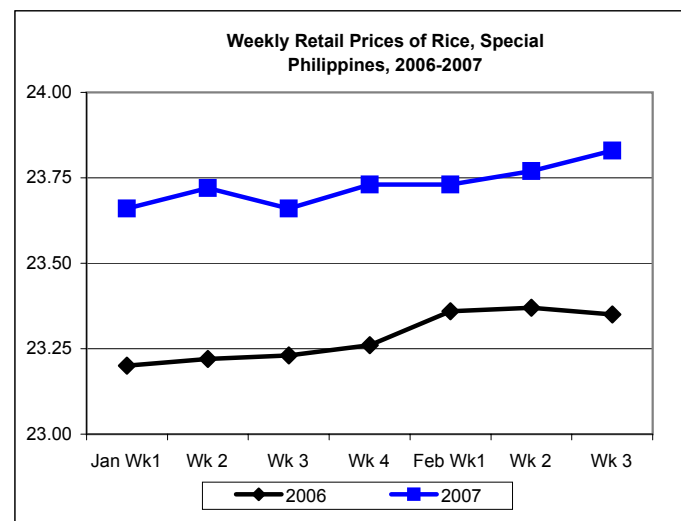
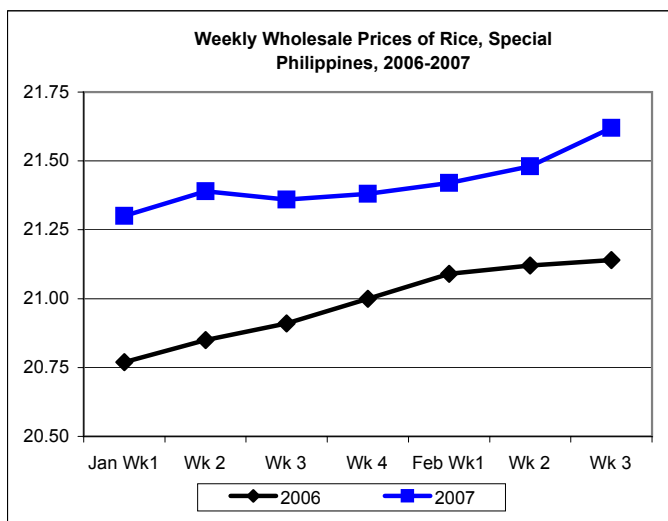
a. At the national level

- Average wholesale price at P21.62/kg and retail price at P23.83/kg were **higher** by less than 1% from last week's prices. Prices **inclined** from last year's records by 2.27% at wholesale and by 2.06% at retail.

b. At the provincial level

- At wholesale, price **increased** in North Cotabato by 2.04% while **decrements** were noted in Misamis Oriental by 2% and in Cebu by 0.89%.
- At retail, prices were **up** in La Union by 4.17% and in Iloilo by 3.70% but **dropped** in Palawan by 4%.

Month/Week	Rice, Special							
	Wholesale Prices				Retail Prices			
	2006	2007	% Change		2006	2007	% Change	
(1)	(2)	(3)	(3)/(2)	(weekly)	(6)	(7)	(7)/(6)	(weekly)
Jan Wk1	20.77	21.30	2.55	0.24	23.20	23.66	1.98	0.21
Wk 2	20.85	21.39	2.59	0.42	23.22	23.72	2.15	0.25
Wk 3	20.91	21.36	2.15	-0.14	23.23	23.66	1.85	-0.25
Wk 4	21.00	21.38	1.81	0.09	23.26	23.73	2.02	0.30
Feb Wk1	21.09	21.42	1.56	0.19	23.36	23.73	1.58	0.00
Wk 2	21.12	21.48	1.70	0.28	23.37	23.77	1.71	0.17
Wk 3	21.14	21.62	2.27	0.65	23.35	23.83	2.06	0.25



### C. Wholesale and Retail Prices of Rice, Ordinary

☀ **Both levels recovered after weakening last week.**

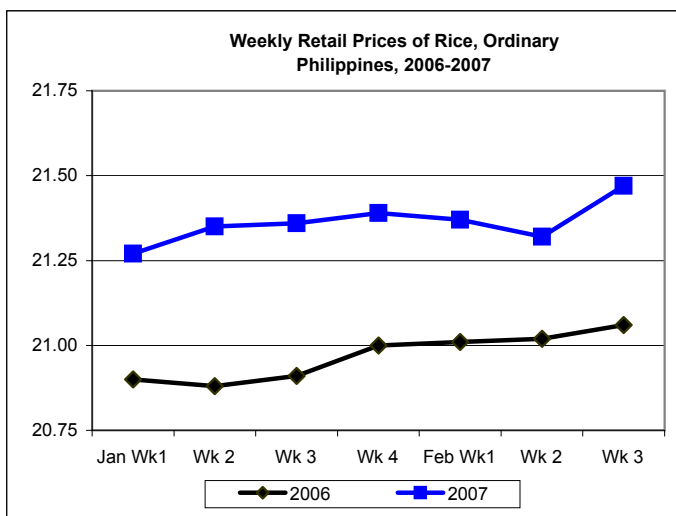
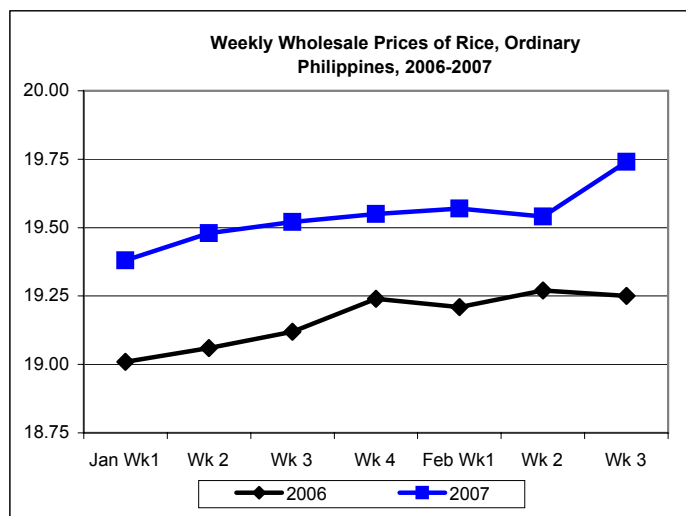
a. At the national level

- Wholesale price which averaged P19.74/kg and retail price at P21.47/kg went **up** by 1.02% and 0.70%, respectively from last week's levels. Relative to 2006 records, wholesale price **grew** by 2.55% and retail price, by 1.95%.

b. At the provincial level

- At wholesale, **increments** were reflected in North Cotabato by 5.56%, in Davao City by 5%, in La Union by 2.63%, in Misamis Oriental by 0.95%, and in Albay by 0.54%. Price **dropped** in Cebu by 3.88%.
- At retail, prices went **higher** in Nueva Ecija and North Cotabato by 5% and in Cebu by 2.22%.

Month/Week	Rice, Ordinary							
	Wholesale Prices				Retail Prices			
	2006	2007	% Change		2006	2007	% Change	
	(1)	(2)	(3)/(2)	(weekly)	(6)	(7)	(7)/(6)	(weekly)
Jan Wk1	19.01	19.38	1.95	0.62	20.90	21.27	1.77	0.28
Wk 2	19.06	19.48	2.20	0.52	20.88	21.35	2.25	0.38
Wk 3	19.12	19.52	2.09	0.21	20.91	21.36	2.15	0.05
Wk 4	19.24	19.55	1.61	0.15	21.00	21.39	1.86	0.14
Feb Wk1	19.21	19.57	1.87	0.10	21.01	21.37	1.71	-0.09
Wk 2	19.27	19.54	1.40	-0.15	21.02	21.32	1.43	-0.23
Wk 3	19.25	19.74	2.55	1.02	21.06	21.47	1.95	0.70



#### D. Farmgate Prices of Corngrain, Yellow and White

★ **Relative to last week's records, price of yellow corngrain strengthened while a two-week price drop was noted for white corngrain.**

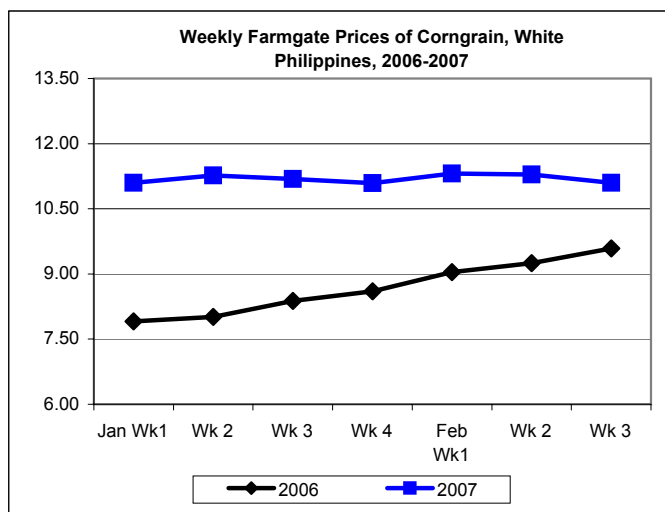
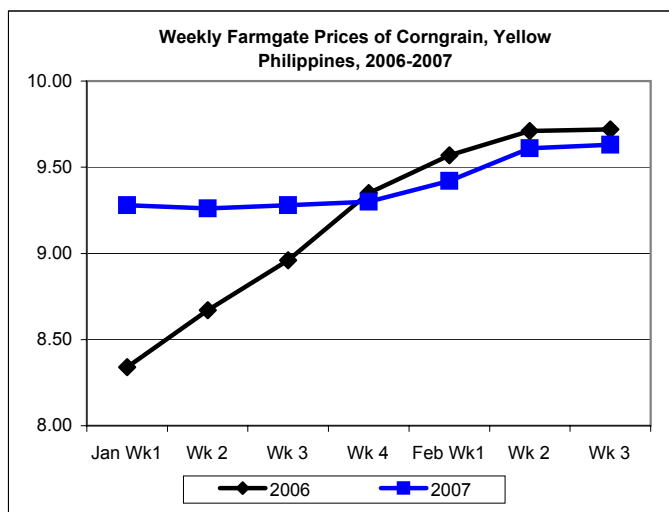
a. At the national level

- Yellow corngrain price which averaged P9.63/kg slightly went **up** from last week's level by 0.21% while white corngrain price at P11.10/kg **slid** by 1.68%. Compared to last year's records, price of yellow variety was **lower** by 0.93% while that of white variety **grew** by 15.75%.

b. At the provincial level

- For yellow corngrain, price **increases** were reflected in Sarangani by 4.26%, in North Cotabato by 2.08%, in Sultan Kudarat by 1.73% and in South Cotabato by 0.98%. **Decreases** were noted in Davao Oriental by 7.41%, in Davao del Norte by 5%, in La Union by 4.76% and in Ilocos Norte by 1.96%.
- For white corngrain, prices went **down** in Abra by 20%, in Ilocos Norte by 15%, in Davao Oriental by 5.43% and in Zamboanga del Norte by 5.17%. **Increments** were observed in North Cotabato by 3.77%, in South Cotabato by 2.86%, in Bukidnon by 1.96%, in Sarangani by 1.94 and in Sultan Kudarat by 1.63%.

Month/Week	Farmgate Prices							
	Corngrain, Yellow				Corngrain, White			
	2006	2007	% Change		2006	2007	% Change	
(1)	(2)	(3)	(3)/(2)	(weekly)	(6)	(7)	(7)/(6)	(weekly)
Jan Wk1	8.34	9.28	11.27	1.53	7.91	11.10	40.33	5.51
Wk 2	8.67	9.26	6.81	-0.22	8.01	11.27	40.70	1.53
Wk 3	8.96	9.28	3.57	0.22	8.38	11.19	33.53	-0.71
Wk 4	9.35	9.30	-0.53	0.22	8.60	11.09	28.95	-0.89
Feb Wk1	9.57	9.42	-1.57	1.29	9.04	11.31	25.11	1.98
Wk 2	9.71	9.61	-1.03	2.02	9.25	11.29	22.05	-0.18
Wk 3	9.72	9.63	-0.93	0.21	9.59	11.10	15.75	-1.68



## E. Wholesale and Retail Prices of Corngrain, Yellow

✦ Prices at both levels weakened compared to last week's quotations.

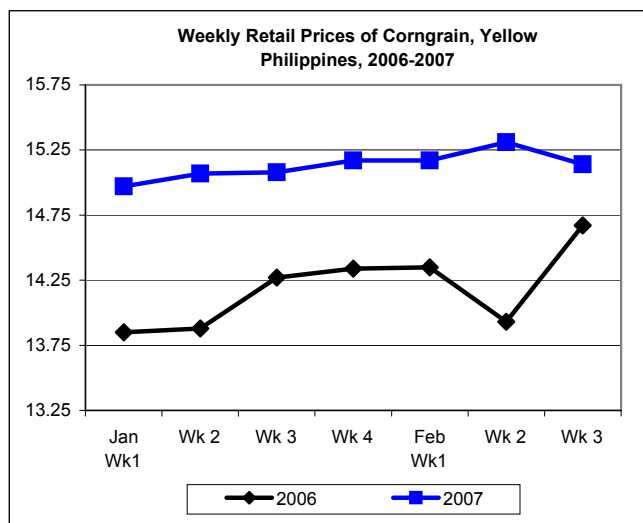
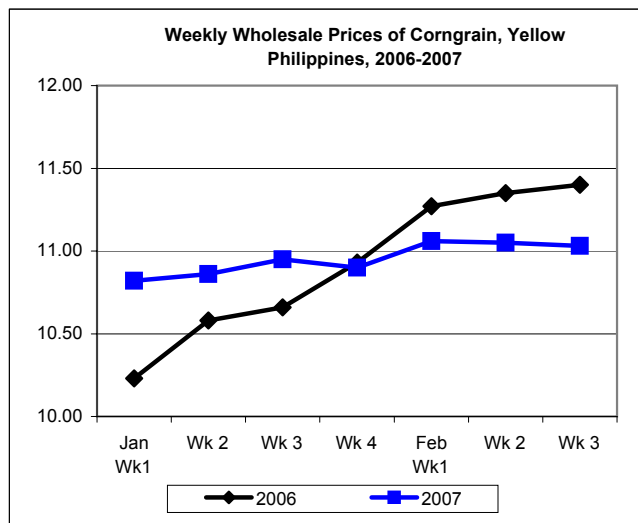
a. At the national level

- Wholesale price at P11.03/kg and retail price at P15.14/kg went **down** from last week's prices by 0.18% and 1.11%, respectively. Compared to 2006 prices, wholesale was **down** by 3.25% while retail **gained** by 3.20%.

b. At the provincial level

- At wholesale, price **decrements** were posted in Davao Oriental by 7.77% and in Cagayan by 2.54%. Prices were **higher** in Batangas by 2.46%, in South Cotabato by 1.89%, in Sultan Kudarat by 1.16% and in Maguindanao by 1.05%.
- At retail, prices remain **unchanged** except for a 5.26% **decrease** in Cavite.

Month/Week	Corngrain, Yellow							
	Wholesale Prices				Retail Prices			
	2006	2007	% Change		2006	2007	% Change	
(1)	(2)	(3)	(3)/(2)	(weekly)	(6)	(7)	(7)/(6)	(weekly)
Jan Wk1	10.23	10.82	6.08	2.46	13.85	14.97	8.32	2.46
Wk 2	10.58	10.86	2.65	0.37	13.88	15.07	8.57	0.67
Wk 3	10.66	10.95	2.72	0.83	14.27	15.08	5.68	0.07
Wk 4	10.93	10.90	-0.27	-0.46	14.34	15.17	5.79	0.60
Feb Wk1	11.27	11.06	-1.86	1.47	14.35	15.17	5.71	0.00
Wk 2	11.35	11.05	-2.64	-0.09	13.93	15.31	9.91	0.92
Wk 3	11.40	11.03	-3.25	-0.18	14.67	15.14	3.20	-1.11



## F. Wholesale and Retail Prices of Corngrain, White

☀ Wholesale and retail prices were slightly above last week's records.

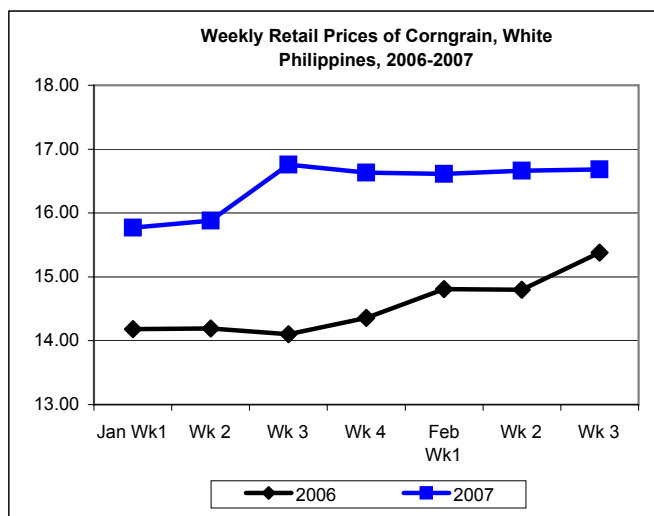
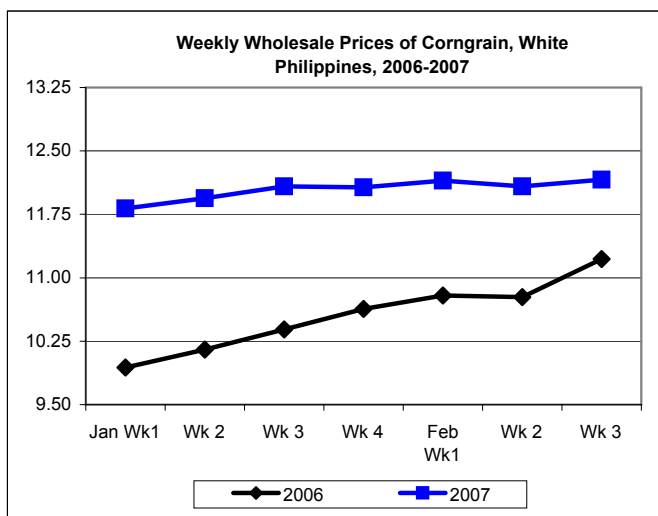
a. At the national level

- Wholesale price at P12.16/kg and retail price at P16.68/kg went **up** by less than 1% from last week's levels. Both levels had **higher** prices relative to last year's records, wholesale, by 8.38% and retail, by 8.45%.

b. At the provincial level

- At wholesale, prices **inched up** in Samar by 5.88%, in South Cotabato by 2.73% and in Sultan Kudarat by 0.91%. Price **slipped** in Davao Oriental by 0.90%.
- At retail, prices were **stable** in most provinces except for an **increase** in Basilan by 1.40%.

Month/Week	Corngrain, White							
	Wholesale Prices				Retail Prices			
	2006	2007	% Change		2006	2007	% Change	
(1)	(2)	(3)	(3)/(2)	(weekly)	(6)	(7)	(7)/(6)	(weekly)
Jan Wk1	9.94	11.82	18.20	1.29	14.18	15.77	10.67	7.94
Wk 2	10.15	11.94	17.64	1.02	14.19	15.88	11.91	0.70
Wk 3	10.39	12.08	16.27	1.17	14.10	16.76	18.87	5.54
Wk 4	10.63	12.07	13.55	-0.08	14.36	16.63	15.81	-0.78
Feb Wk1	10.79	12.15	12.60	0.66	14.81	16.61	12.15	-0.12
Wk 2	10.77	12.08	12.16	-0.58	14.80	16.66	12.57	0.30
Wk 3	11.22	12.16	8.38	0.66	15.38	16.68	8.45	0.12



**Annex 1**  
**Comparative Weekly Farmgate Prices of Palay in Selected Areas**  
**for the periods February 7-13 and February 14-20, 2007 and February 15-21, 2006**

(peso per kilogram)

Selected Province/City	Farm Price (Palay, dry)				
	This Week Feb. 14-20	Last Week Feb. 7-13	Comparable wk last yr Feb. 15-21	% change	
	2007		2006	(2)/(3)	(2)/(4)
	(1)	(2)	(3)	(4)	(5)
La Union	11.00	11.00	11.30	0.00	-2.65
Cagayan	10.50	10.50	10.50	0.00	0.00
Nueva Ecija	12.50	12.50	12.50	0.00	0.00
Batangas	11.00	11.00	12.00	0.00	-8.33
Palawan	10.00	10.00	10.00	0.00	0.00
Albay	10.07	9.86	9.86	2.13	2.13
Camarines Sur	10.28	10.28	10.07	0.00	2.09
Iloilo	10.50	10.00	10.25	5.00	2.44
Leyte	10.50	10.50	9.50	0.00	10.53
Zamboanga City	9.44	9.44	9.44	0.00	0.00
Davao City	11.33	11.01	9.96	2.91	13.76
North Cotabato	11.60	10.90	10.40	6.42	11.54
Maguindanao	10.07	10.07	9.96	0.00	1.10
Other Provinces 1/	11.04	10.93	10.82	1.01	2.03
PHILIPPINES 2/	10.96	10.84	10.73	1.11	2.14

1/ - Average prices in the remaining reporting provinces.

2/ - Average prices for all reporting provinces.

## Annex 2

### Comparative Weekly Wholesale and Retail Prices of Rice in Selected Areas for the periods Jan. 31-Feb. 6 and February 7-13, 2007 and February 8-14, 2006

(peso per kilogram)

Selected Province/City	Rice, special									
	Wholesale					Retail				
	This Week Feb. 14-20	Last Week Feb. 7-13	Comp. wk last yr Feb. 15-21	% change		This Week Feb. 14-20	Last Week Feb. 7-13	Comp. wk last yr Feb. 15-21	% change	
	2007	2006	(2)/(3)	(2)/(4)	2007	2006	(7)/(8)	(7)/(9)		
(1)	(2)	(3)	(5)	(6)	(7)	(8)	(9)	(10)	(11)	
Metro Manila	21.43	21.43	20.41	0.00	5.00	24.00	24.00	23.00	0.00	4.35
Benguet	21.00	21.00	21.00	0.00	0.00	22.00	22.00	22.00	0.00	0.00
La Union	21.00	21.00	23.00	0.00	-8.70	25.00	24.00	24.00	4.17	4.17
Cagayan	20.00	20.00	19.80	0.00	1.01	22.00	22.00	22.50	0.00	-2.22
Nueva Ecija	21.00	21.00	20.00	0.00	5.00	23.00	23.00	23.00	0.00	0.00
Batangas	22.00	22.00	21.00	0.00	4.76	23.00	23.00	23.00	0.00	0.00
Palawan	23.00	23.00	22.00	0.00	4.55	24.00	25.00	23.00	-4.00	4.35
Albay	19.40	19.40	22.00	0.00	-11.82	24.00	24.00	23.00	0.00	4.35
Camarines Sur	23.50	23.50	22.00	0.00	6.82	24.50	24.50	24.00	0.00	2.08
Iloilo	19.80	19.80	18.80	0.00	5.32	28.00	27.00	26.00	3.70	7.69
Cebu	22.20	22.40	22.00	-0.89	0.91	24.00	24.00	24.00	0.00	0.00
Leyte	20.00	20.00	20.00	0.00	0.00	24.00	24.00	24.00	0.00	0.00
Zamboanga City	25.00	25.00	22.00	0.00	13.64	26.00	26.00	23.00	0.00	13.04
Misamis Oriental	22.00	22.45	21.60	-2.00	1.85	25.00	25.00	25.00	0.00	0.00
Davao City	24.00	24.00	22.60	0.00	6.19	25.00	25.00	24.00	0.00	4.17
North Cotabato	20.00	19.60	18.80	2.04	6.38	22.00	22.00	21.00	0.00	4.76
Agusan del Norte	-	-	-	-	-	23.00	23.00	23.00	0.00	0.00
Maguindanao	22.00	22.00	21.00	0.00	4.76	22.00	22.00	22.00	0.00	0.00
Other Provinces 1/	21.63	21.44	21.17	0.89	2.17	23.81	23.74	23.37	0.29	1.88
PHILIPPINES 2/	21.62	21.48	21.14	0.65	2.27	23.83	23.77	23.35	0.25	2.06

1/ - Average prices in the remaining reporting provinces.

2/ - Average prices for all reporting provinces.

Selected Province/City	Rice, ordinary									
	Wholesale					Retail				
	This Week Feb. 14-20	Last Week Feb. 7-13	Comp. wk last yr Feb. 15-21	% change		This Week Feb. 14-20	Last Week Feb. 7-13	Comp. wk last yr Feb. 15-21	% change	
	2007	2006	(2)/(3)	(2)/(4)	2007	2006	(7)/(8)	(7)/(9)		
(1)	(2)	(3)	(4)	(5)	(6)	(7)	(8)	(9)	(10)	(11)
Metro Manila	19.59	19.59	18.36	0.00	6.70	22.00	22.00	22.00	0.00	0.00
Benguet	19.00	19.00	19.00	0.00	0.00	20.00	20.00	20.00	0.00	0.00
La Union	19.50	19.00	22.00	2.63	-13.64	22.00	22.00	23.00	0.00	-4.35
Cagayan	18.60	18.60	17.40	0.00	6.90	19.50	19.50	20.00	0.00	-2.50
Nueva Ecija	19.00	19.00	18.00	0.00	5.56	21.00	20.00	20.00	5.00	5.00
Batangas	18.00	18.00	18.00	0.00	0.00	21.00	21.00	20.00	0.00	5.00
Palawan	19.00	19.00	19.00	0.00	0.00	20.00	20.00	20.00	0.00	0.00
Albay	18.70	18.60	19.80	0.54	-5.56	21.00	21.00	21.00	0.00	0.00
Camarines Sur	20.00	20.00	19.00	0.00	5.26	22.00	22.00	21.50	0.00	2.33
Iloilo	18.00	18.00	17.20	0.00	4.65	23.00	23.00	22.00	0.00	4.55
Cebu	19.80	20.60	20.00	-3.88	-1.00	23.00	22.50	22.00	2.22	4.55
Leyte	18.00	18.00	18.00	0.00	0.00	22.00	22.00	21.00	0.00	4.76
Zamboanga City	20.20	20.20	19.60	0.00	3.06	21.00	21.00	21.00	0.00	0.00
Misamis Oriental	21.20	21.00	20.60	0.95	2.91	23.00	23.00	22.00	0.00	4.55
Davao City	21.00	20.00	19.40	5.00	8.25	22.00	22.00	20.00	0.00	10.00
North Cotabato	19.00	18.00	18.00	5.56	5.56	21.00	20.00	20.00	5.00	5.00
Agusan del Norte	-	-	-	-	-	20.00	20.00	20.00	0.00	0.00
Maguindanao	19.00	19.00	19.00	0.00	0.00	20.00	20.00	20.00	0.00	0.00
Other Provinces 1/	19.89	19.67	19.34	1.12	2.84	21.52	21.36	21.12	0.75	1.89
PHILIPPINES 2/	19.74	19.54	19.25	1.02	2.55	21.47	21.32	21.06	0.70	1.95

1/ - Average prices in the remaining reporting provinces.

2/ - Average prices for all reporting provinces.



### Annex 3

#### Comparative Weekly Farmgate Prices of Corngrain in Selected Areas for the periods Jan. 31-Feb. 6 and February 7-13, 2007 and February 8-14, 2006

(peso per kilogram)

Selected Province/City	Farmgate Price									
	Corngrain, Yellow					Corngrain, White				
	This Week Feb. 14-20	Last Week Feb. 7-13	Comp. wk last yr Feb. 15-21	% change		This Week Feb. 14-20	Last Week Feb. 7-13	Comp. wk last yr Feb. 15-21	% change	
	2007		2006	(2)/(3)	(2)/(4)	2007		2006	(7)/(8)	(7)/(9)
(1)	(2)	(3)	(4)	(5)	(6)	(7)	(8)	(9)	(10)	(11)
Cagayan	9.50	9.50	11.00	0.00	-13.64	-	-	9.50	-	-
Isabela	9.80	9.80	10.50	0.00	-6.67	15.00	15.00	10.00	0.00	50.00
Albay	8.50	8.50	10.00	0.00	-15.00	-	-	-	-	-
Camarines Sur	10.50	10.50	11.20	0.00	-6.25	-	-	-	-	-
Leyte	-	-	-	-	-	7.00	7.00	7.00	0.00	0.00
Bukidnon	10.00	10.00	10.00	0.00	0.00	10.40	10.20	9.60	1.96	8.33
North Cotabato	9.80	9.60	9.80	2.08	0.00	11.00	10.60	9.90	3.77	11.11
Sarangani	9.80	9.40	10.00	4.26	-2.00	10.50	10.30	9.75	1.94	7.69
South Cotabato	10.30	10.20	10.20	0.98	0.98	10.80	10.50	9.90	2.86	9.09
Sultan Kudarat	9.97	9.80	10.30	1.73	-3.20	10.60	10.43	10.07	1.63	5.26
Lanao del Sur	8.75	8.75	-	0.00	-	7.75	7.75	-	0.00	-
Maguindanao	8.70	8.70	8.60	0.00	1.16	9.20	9.20	8.70	0.00	5.75
Other Provinces 1/	<b>9.64</b>	<b>9.65</b>	<b>9.49</b>	<b>-0.10</b>	<b>1.58</b>	<b>11.46</b>	<b>11.80</b>	<b>9.68</b>	<b>-2.88</b>	<b>18.39</b>
PHILIPPINES 2/	<b>9.63</b>	<b>9.61</b>	<b>9.72</b>	<b>0.21</b>	<b>-0.93</b>	<b>11.10</b>	<b>11.29</b>	<b>9.59</b>	<b>-1.68</b>	<b>15.75</b>

1/ - Average prices in the remaining reporting provinces.

2/ - Average prices for all reporting provinces.

### Annex 4

#### Comparative Weekly Wholesale and Retail Prices of Corngrain in Selected Areas for the periods Jan. 31-Feb. 6 and February 7-13, 2007 and February 8-14, 2006

(peso per kilogram)

Selected Province/City	Corngrain, Yellow									
	Wholesale					Retail				
	This Week Feb. 14-20	Last Week Feb. 7-13	Comp. wk last yr Feb. 15-21	% change		This Week Feb. 14-20	Last Week Feb. 7-13	Comp. wk last yr Feb. 15-21	% change	
	2007		2006	(2)/(3)	(2)/(4)	2007		2006	(7)/(8)	(7)/(9)
(1)	(2)	(3)	(4)	(5)	(6)	(7)	(8)	(9)	(10)	(11)
La Union	-	-	-	-	-	13.00	13.00	13.00	0.00	0.00
Isabela	10.00	10.00	12.00	0.00	-16.67	-	-	18.00	-	-
Batangas	12.50	12.20	13.00	2.46	-3.85	-	-	15.00	-	-
Palawan	-	-	-	-	-	12.00	12.00	12.00	0.00	0.00
Iloilo	9.50	9.50	9.15	0.00	3.83	16.00	16.00	14.00	0.00	14.29
Negros Occ.	11.00	11.00	11.00	0.00	0.00	15.00	15.00	14.00	0.00	7.14
South Cotabato	10.80	10.60	10.70	1.89	0.93	-	-	-	-	-
Sultan Kudarat	10.50	10.38	10.80	1.16	-2.78	10.80	10.80	10.80	0.00	0.00
Basilan	13.70	13.70	13.50	0.00	1.48	15.00	15.00	14.50	0.00	3.45
Maguindanao	9.60	9.50	9.90	1.05	-3.03	-	-	-	-	-
Other Provinces 1/	11.13	11.31	11.40	-1.59	-2.37	16.05	16.31	15.27	-1.59	5.11
PHILIPPINES 2/	11.03	11.05	11.40	-0.18	-3.25	15.14	15.31	14.67	-1.11	3.20

1/ - Average prices in the remaining reporting provinces.

2/ - Average prices for all reporting provinces.

Selected Province/City	Corngrain, White									
	Wholesale					Retail				
	This Week Feb. 14-20	Last Week Feb. 7-13	Comp. wk last yr Feb. 15-21	% change		This Week Feb. 14-20	Last Week Feb. 7-13	Comp. wk last yr Feb. 15-21	% change	
	2007		2006	(2)/(3)	(2)/(4)	2007		2006	(7)/(8)	(7)/(9)
(1)	(2)	(3)	(4)	(5)	(6)	(7)	(8)	(9)	(10)	(11)
Ilocos Norte	-	-	-	-	-	25.00	25.00	18.00	0.00	38.89
Pangasinan	19.00	19.00	-	0.00	-	21.00	21.00	-	0.00	-
Cagayan	10.50	10.50	-	0.00	-	-	-	-	-	-
Laguna	17.50	17.50	18.00	0.00	-2.78	25.00	25.00	24.00	0.00	4.17
Mindoro Occ.	-	-	-	-	-	15.00	15.00	15.00	0.00	0.00
Leyte	9.00	9.00	9.00	0.00	0.00	10.00	10.00	15.00	0.00	-33.33
Samar	9.00	8.50	8.00	5.88	12.50	13.00	13.00	13.00	0.00	0.00
Zamboanga City	-	-	-	-	-	15.00	15.00	14.00	0.00	7.14
Davao Oriental	11.00	11.10	11.00	-0.90	0.00	-	-	-	-	-
South Cotabato	11.30	11.00	10.30	2.73	9.71	-	-	-	-	-
Sultan Kudarat	11.13	11.03	10.57	0.91	5.30	11.60	11.60	10.57	0.00	9.74
Basilan	13.00	13.00	13.00	0.00	0.00	14.50	14.30	13.50	1.40	7.41
Maguindanao	10.20	10.20	9.90	0.00	3.03	-	-	-	-	-
Philippines 1/	12.16	12.08	11.22	0.66	8.38	16.68	16.66	15.38	0.12	8.45

1/ - Average prices for all the above provinces.