

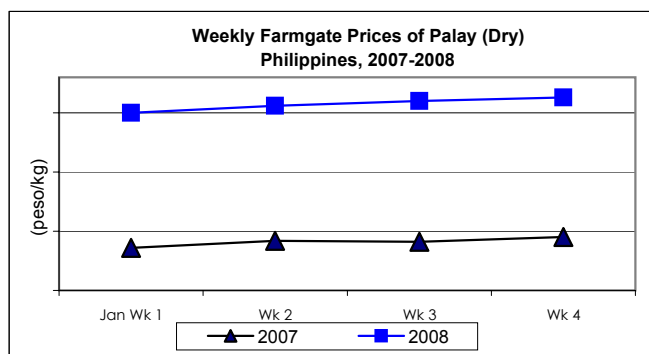


Updates on Palay, Rice & Corn Prices, January 2008

A. Farmgate Price of Palay

- * Farmgate price sustained weekly increases until the close of the month.

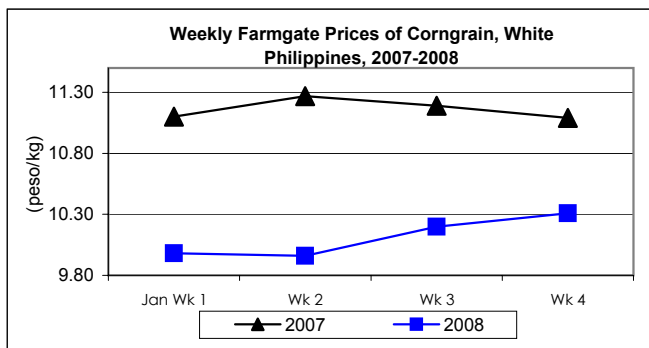
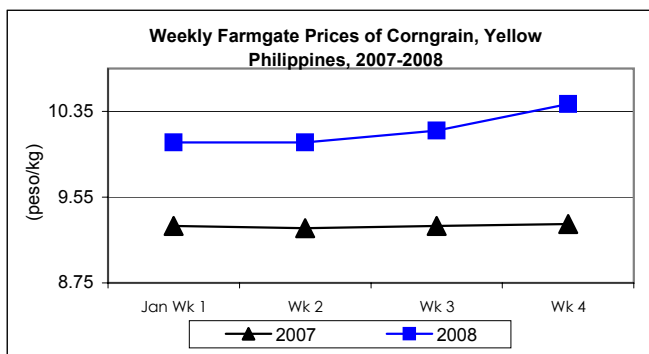
- The monthly average price of P11.77/kg was **higher** by 3.34% compared to the price recorded last December and by 11.25% than the price of same period last year.



B. Farmgate Prices of Corngrain, Yellow and White

- * Price of yellow corngrain continuously moved upward at a higher rate after the 2nd week. White corngrain price registered increases on the last two (2) weeks of the month.

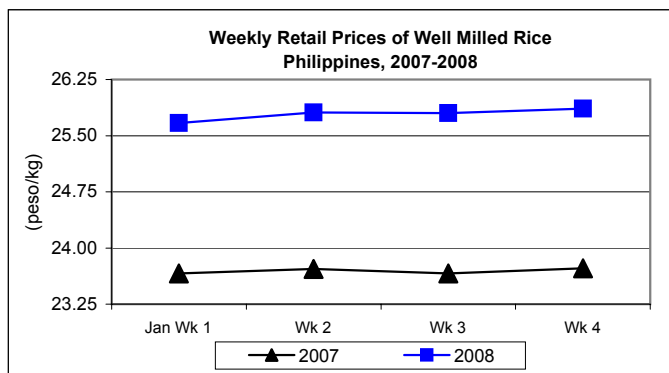
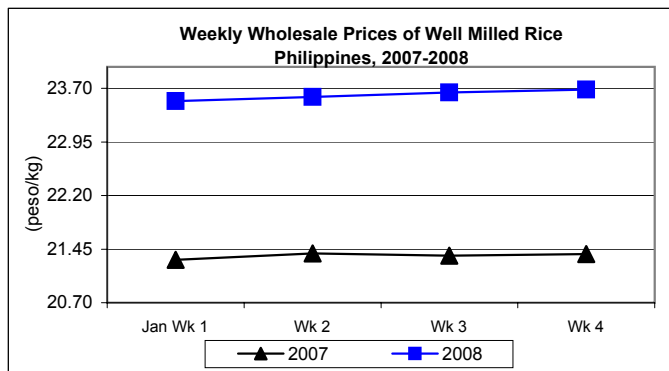
- Yellow corngrain had a monthly average price of P10.24/kg; this was **higher** by 2.61% and 10.34% from last year's quotations of December and January, respectively.
- Monthly average price of white corngrain at P10.15/kg **rose** by 4.21% from last month's price but **fell** by 9.05% compared to last year's level.



C. Wholesale and Retail Prices of Well Milled Rice (WMR)

☀ Wholesale price indicated an uptrend at a slower rate. Retail price registered increases except on the 3rd week of the month when price slightly dropped.

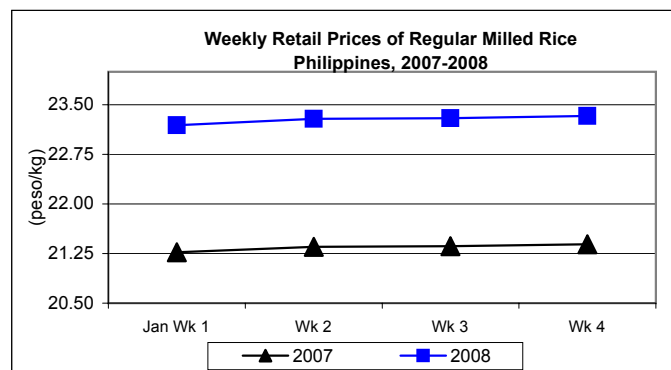
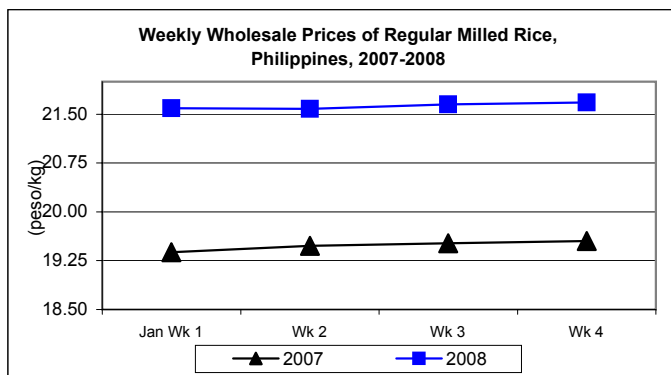
- The average wholesale price of P23.62/kg was 1.33% **higher** than last month's price and 10.43% **higher** than last year's price.
- Retail price, which averaged P25.80/kg posted **increases** of 1.06% and 8.77% relative to last month's and last year's prices, respectively.



D. Wholesale and Retail Prices of Regular Milled Rice (RMR)

☀ Wholesale price slightly went down on the 2nd week of the month but recovered thereafter. Retail price continuously recorded increases until the month closed.

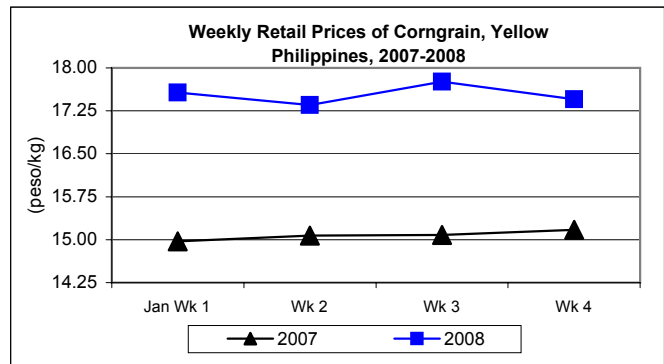
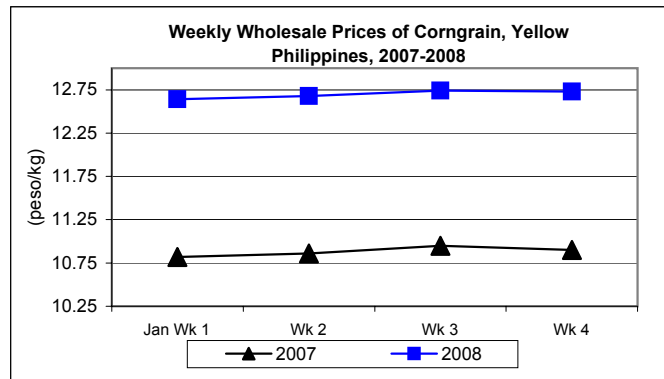
- **Gains** of 1.12% from the last month's level and 10.99% from the last year's report were recorded by the average wholesale price of P21.62/kg.
- Monthly average retail price of P23.28/kg **grew** by 0.87% from the last month's price and by 9.04% compared to 2007 record.



E. Wholesale and Retail Prices of Corngrain, Yellow

✦ Wholesale price dropped after three (3) weeks of uptrend while retail price showed fluctuations.

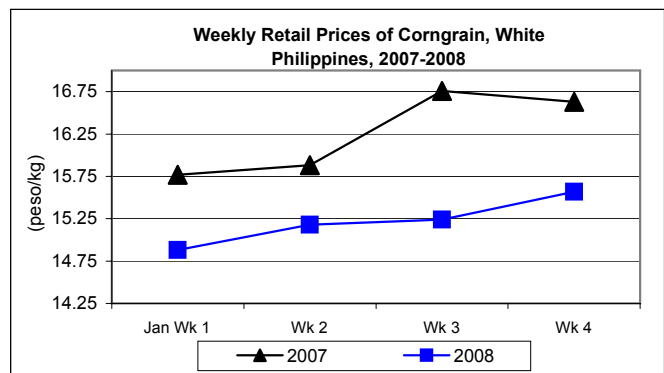
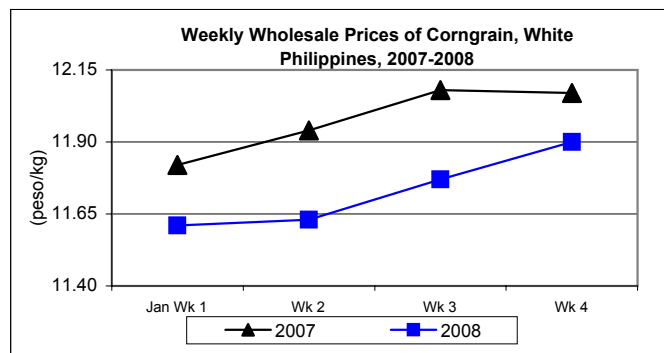
- Average wholesale price at P12.70/kg registered **increases** of 8.09% from last month's price and 16.73% from the previous year's price.
- At retail, prices averaged P17.72/kg and posted **increases** of 4.98% from last month's P16.88/kg and 17.58% from last year's P15.07/kg.



F. Wholesale and Retail Prices of Corngrain, White

✦ Both wholesale and retail prices indicated upward movements during the month except on the 1st week when prices dropped.

- Wholesale price at P11.73/kg **moved up** by 0.26% from the previous month's price. Relative to last year's level, price was **down** by 2.09%.
- Retail price at P15.22/kg registered an **increase** of 3.54% compared to last month's level but a **decrease** of 3.91% was noted relative to last year's record.



Annex 1

Comparative Farmgate, Wholesale and Retail Prices of Palay, Rice and Corn, Philippines for the month of January 2008

Month/Week	Palay, dry		Well Milled Rice (WMR)			
	Farmgate Prices		Wholesale Prices		Retail Prices	
	Price/kg	% Change	Price/kg	% Change	Price/kg	% Change
Wk 1	11.70	0.09	23.52	0.38	25.67	0.23
Wk 2	11.76	0.51	23.58	0.26	25.81	0.55
Wk 3	11.80	0.34	23.64	0.25	25.80	-0.04
Wk 4	11.83	0.25	23.68	0.17	25.86	0.23
Jan 2008	11.77	-	23.62	-	25.80	-
Jan 2007	10.58	11.25	21.39	10.43	23.72	8.77
Dec 2007	11.39	3.34	23.31	1.33	25.53	1.06

Month/Week	Regular Milled Rice (RMR)			
	Wholesale Prices		Retail Prices	
	Price/kg	% Change	Price/kg	% Change
Wk 1	21.59	0.61	23.19	0.52
Wk 2	21.58	-0.05	23.29	0.43
Wk 3	21.65	0.32	23.30	0.04
Wk 4	21.68	0.14	23.33	0.13
Jan 2008	21.62	-	23.28	-
Jan 2007	19.48	10.99	21.35	9.04
Dec 2007	21.38	1.12	23.08	0.87

Month/Week	Corngrain, Yellow					
	Farmgate Prices		Wholesale Prices		Retail Prices	
	Price/kg	% Change	Price/kg	% Change	Price/kg	% Change
Wk 1	10.06	0.80	12.64	6.85	17.57	4.71
Wk 2	10.06	0.00	12.68	0.32	17.35	-1.25
Wk 3	10.17	1.09	12.74	0.47	17.76	2.36
Wk 4	10.42	2.46	12.73	-0.08	17.45	-1.75
Jan 2008	10.24	-	12.70	-	17.72	-
Jan 2007	9.28	10.34	10.88	16.73	15.07	17.58
Dec 2007	9.98	2.61	11.75	8.09	16.88	4.98

Month/Week	Corngrain, White					
	Farmgate Prices		Wholesale Prices		Retail Prices	
	Price/kg	% Change	Price/kg	% Change	Price/kg	% Change
Wk 1	9.98	1.32	11.61	-0.09	14.88	-3.12
Wk 2	9.96	-0.20	11.63	0.17	15.18	2.02
Wk 3	10.20	2.41	11.77	1.20	15.24	0.40
Wk 4	10.31	1.08	11.90	1.10	15.57	2.17
Jan 2008	10.15	-	11.73	-	15.22	-
Jan 2007	11.16	-9.05	11.98	-2.09	15.84	-3.91
Dec 2007	9.74	4.21	11.70	0.26	14.70	3.54

* - Jan 08/Jan 07 and Jan 08/Dec 07, respectively