



Special Release No.: 2017 - 11

Quezon City, Philippines

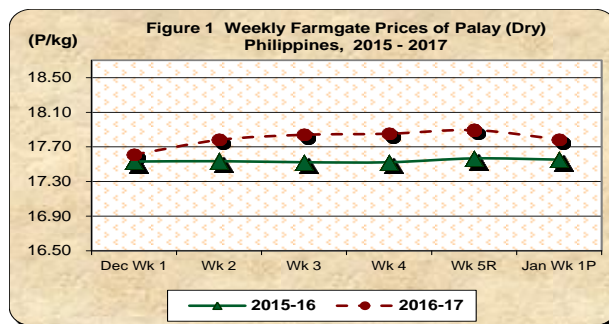
If you want to know more about these statistics  
write or call Price Statistics Division  
☎ 376-19-59  
PSA Website: [www.psa.gov.ph](http://www.psa.gov.ph)

## UPDATES ON PALAY, RICE AND CORN PRICES First Week of January 2017

### A. Farmgate Prices of Palay

★ Lower farmgate price of palay is noted at the beginning of the year

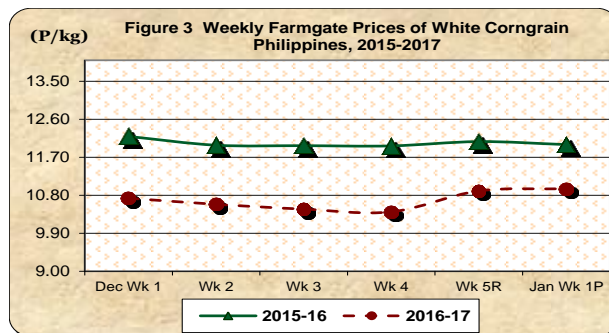
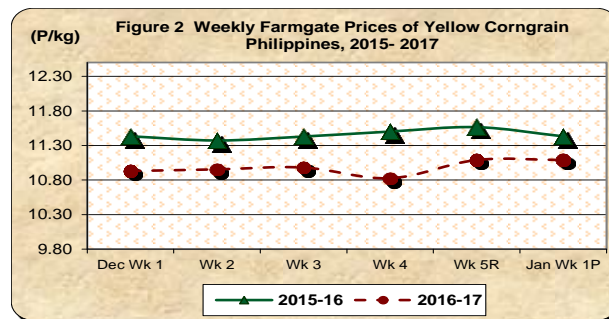
- The average price of palay this week at P17.79/kg **went down** from previous week's level of 17.89/kg. However, it posted a 1.33 percent **growth** from its previous year's price of P17.55/kg (*Table 1*).



### B. Farmgate Prices of Yellow and White Corngrains

★ Yellow corngrain price remains at its previous week's quotation while that of white corngrain continues its upward adjustments

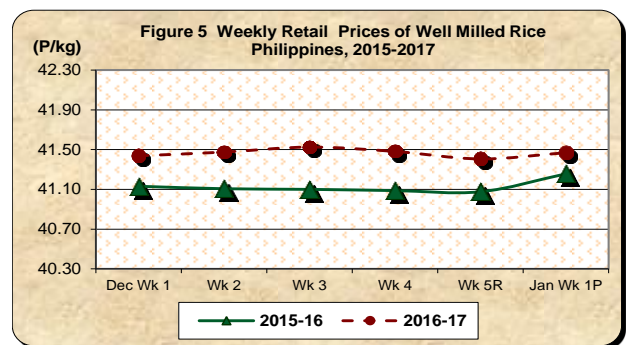
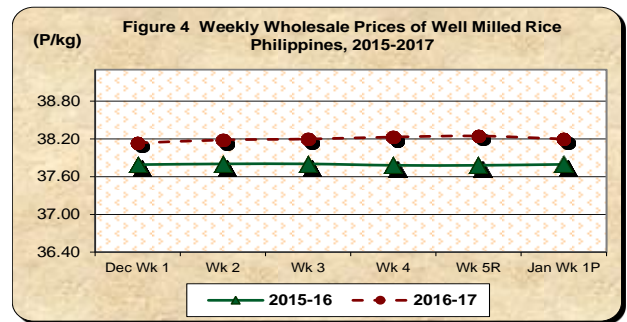
- The average farmgate price of yellow corngrain **retained** its previous week's level of P11.09/kg. On the other hand, a price **reduction** by 3.00 percent from previous year's quotation was recorded (*Table 2*).
- The average price of white corngrain at P10.96/kg registered a 0.47 percent **increment** from previous week's level. On the contrary, it **decreased** by 8.72 percent from previous year's price level (*Table 2*).



### C. Wholesale and Retail Prices of Well Milled Rice (WMR)

★ Wholesale price of well milled rice decreases while that of retail price increases

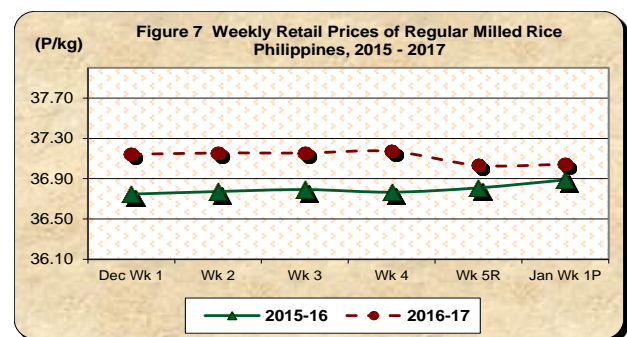
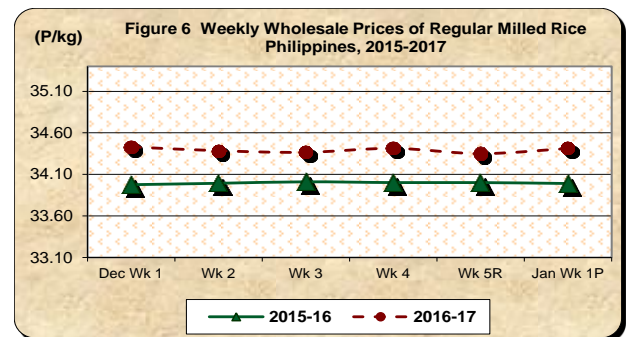
- At the wholesale trade, the average price of well milled rice at P38.20/kg **dropped** by 0.12 percent from a week ago level of P38.25/kg. Compared to its previous year's price level of P37.80/kg, it was however, **higher** by 1.07 percent (*Table 1*).
- The average retail price of well milled rice at P41.47/kg **picked up** by 0.15 percent from previous week's level of P41.41/kg. Relative to the same week of previous year, its price **climbed** by 0.52 percent (*Table 1*).



### D. Wholesale and Retail Prices of Regular Milled Rice (RMR)

★ Both wholesale and retail traders of regular milled rice recover from previous week's declines

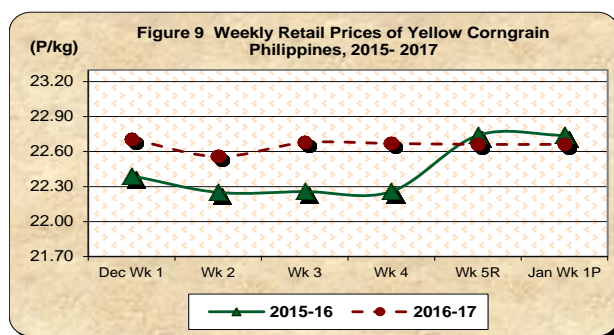
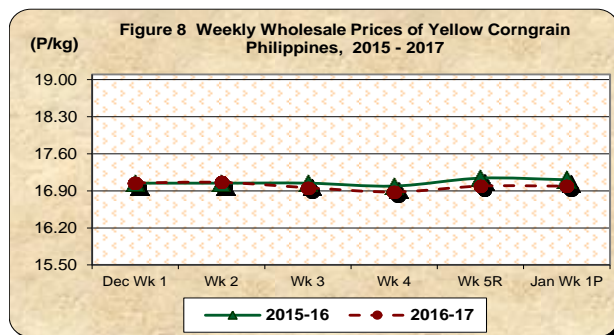
- The average wholesale price of regular milled rice at P34.41/kg recorded respective price **increases** by 0.18 percent from previous week's level and by 1.24 percent from previous year's price of P33.99/kg (*Table 1*).
- Quoted at P37.04/kg, the average wholesale price of regular milled rice **gained** by 0.03 percent from P37.03/kg of the previous week and by 0.42 percent from P36.89/kg previous year (*Table 1*).



## E. Wholesale and Retail Prices of Corngrain, Yellow

### \* Stable prices are observed at both wholesale and retail trades

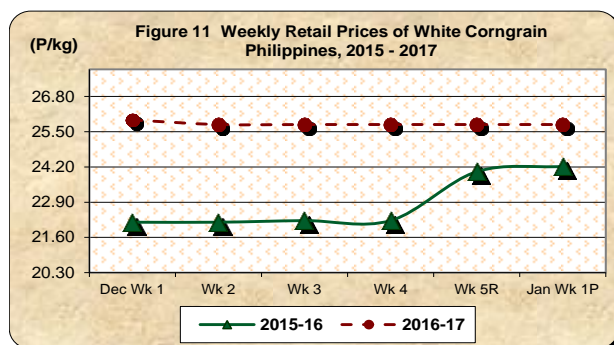
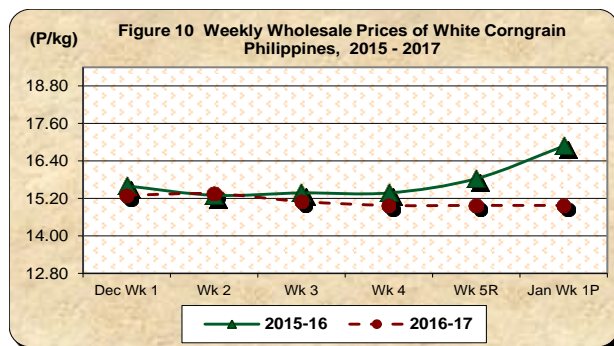
- The average wholesale price of yellow corngrain **remained** at its last week's level of P16.99/kg. On the other hand, a 0.70 percent **decrease** from previous year's price was recorded (*Table 2*).
- The average retail price of yellow corngrain **maintained** its previous week's level of P22.66/kg. Compared to its previous year's quotation of P22.74/kg, its price **went down** by 0.34 percent (*Table 2*).



## F. Wholesale and Retail Prices of Corngrain, White

### \* There is no price movement noted at both wholesale and retail trades

- For three (3) consecutive weeks now, the average wholesale price of white corngrain **stood** at P14.98/kg. Relative to the same period of previous year, its price **dropped** by 11.26 percent (*Table 2*).
- At the retail trade, the average price of white corngrain was at P25.77/kg for five (5) consecutive weeks now. Meanwhile, its price during the same week of previous year was **higher** by 6.39 percent (*Table 2*).



**Table 1 Weekly Farmgate, Wholesale and Retail Prices of Palay and Rice in the Philippines**  
(First Week of December 2016 to First Week of January 2017)

(Prices per Kilogram)

Month/Week	Palay (Dry)				Well Milled Rice (WMR)							
	Farmgate Prices				Wholesale Prices				Retail Prices			
	2016-17	2015-16	% Change		2016-17	2015-16	% Change		2016-17	2015-16	% Change	
			Annual	Weekly			Annual	Weekly			Annual	Weekly
(1)	(2)	(3)	(4)	(5)	(6)	(7)	(8)	(9)	(10)	(11)	(12)	
Dec Wk 1	17.61	17.53	0.45	1.40	38.13	37.79	0.91	0.29	41.44	41.13	0.74	0.12
Wk 2	17.78	17.54	1.40	0.96	38.18	37.80	1.01	0.13	41.48	41.11	0.90	0.09
Wk 3	17.84	17.52	1.81	0.33	38.20	37.80	1.05	0.04	41.53	41.10	1.03	0.12
Wk 4	17.85	17.52	1.88	0.07	38.23	37.78	1.19	0.08	41.48	41.09	0.96	-0.11
Wk 5 <sup>R</sup>	17.89	17.57	1.86	0.23	38.25	37.78	1.23	0.04	41.41	41.08	0.80	-0.18
Jan Wk 1 <sup>P</sup>	17.79	17.55	1.33	-0.60	38.20	37.80	1.07	-0.12	41.47	41.26	0.52	0.15

**Table 1- (Concluded)**

Month/Week	Regular Milled Rice (RMR)							
	Wholesale Prices				Retail Prices			
	2016-17	2015-16	% Change		2016-17	2015-16	% Change	
			Annual	Weekly			Annual	Weekly
(13)	(14)	(15)	(16)	(17)	(18)	(19)	(20)	
Dec Wk 1	34.43	33.98	1.34	0.31	37.14	36.75	1.08	0.21
Wk 2	34.38	33.99	1.15	-0.13	37.16	36.77	1.04	0.04
Wk 3	34.37	34.01	1.04	-0.06	37.16	36.79	0.99	0.00
Wk 4	34.41	34.00	1.21	0.14	37.17	36.77	1.10	0.04
Wk 5 <sup>R</sup>	34.35	34.00	1.03	-0.19	37.03	36.81	0.61	-0.37
Jan Wk 1 <sup>P</sup>	34.41	33.99	1.24	0.18	37.04	36.89	0.42	0.03

**Table 2 Weekly Farmgate, Wholesale and Retail Prices of Corn in the Philippines**  
(First Week of December 2016 to First Week of January 2017)

(Prices per Kilogram)

Month/Week	Corngrain, Yellow											
	Farmgate Prices				Wholesale Prices				Retail Prices			
	2016-17	2015-16	% Change		2016-17	2015-16	% Change		2016-17	2015-16	% Change	
			Annual	Weekly			Annual	Weekly			Annual	Weekly
(1)	(2)	(3)	(4)	(5)	(6)	(7)	(8)	(9)	(10)	(11)	(12)	
Dec Wk 1	10.93	11.43	-4.39	0.58	17.05	17.05	0.03	0.18	22.71	22.39	1.40	0.09
Wk 2	10.95	11.37	-3.67	0.22	17.06	17.05	0.09	0.06	22.56	22.25	1.38	-0.66
Wk 3	10.98	11.43	-3.92	0.24	16.96	17.05	-0.50	-0.59	22.68	22.26	1.89	0.53
Wk 4	10.83	11.50	-5.88	-1.42	16.88	16.99	-0.65	-0.47	22.67	22.26	1.85	-0.03
Wk 5 <sup>R</sup>	11.09	11.57	-4.11	2.44	16.99	17.14	-0.88	0.65	22.66	22.74	-0.34	-0.03
Jan Wk 1 <sup>P</sup>	11.09	11.43	-3.00	0.00	16.99	17.11	-0.70	0.00	22.66	22.74	-0.34	0.00

**Table 2- (Concluded)**

Month/Week	Corngrain, White											
	Farmgate Prices				Wholesale Prices				Retail Prices			
	2016-17	2015-16	% Change		2016-17	2015-16	% Change		2016-17	2015-16	% Change	
			Annual	Weekly			Annual	Weekly			Annual	Weekly
(13)	(14)	(15)	(16)	(17)	(18)	(19)	(20)	(21)	(22)	(23)	(24)	
Dec Wk 1	10.73	12.19	-12.00	-1.05	15.30	15.60	-1.92	-1.45	25.93	22.16	17.03	0.00
Wk 2	10.59	11.99	-11.69	-1.35	15.35	15.30	0.33	0.33	25.77	22.16	16.28	-0.64
Wk 3	10.47	11.98	-12.56	-1.07	15.10	15.38	-1.79	-1.63	25.77	22.22	15.96	0.00
Wk 4	10.41	11.97	-13.07	-0.63	14.98	15.38	-2.60	-0.83	25.77	22.22	15.96	0.00
Wk 5 <sup>R</sup>	10.90	12.07	-9.69	4.77	14.98	15.83	-5.42	0.00	25.77	24.03	7.25	0.00
Jan Wk 1 <sup>P</sup>	10.96	12.00	-8.72	0.47	14.98	16.88	-11.26	0.00	25.77	24.22	6.39	0.00

Source: Weekly Cereals and Fertilizers Price Monitoring (WCFPM)  
Note: R-revised; P-preliminary