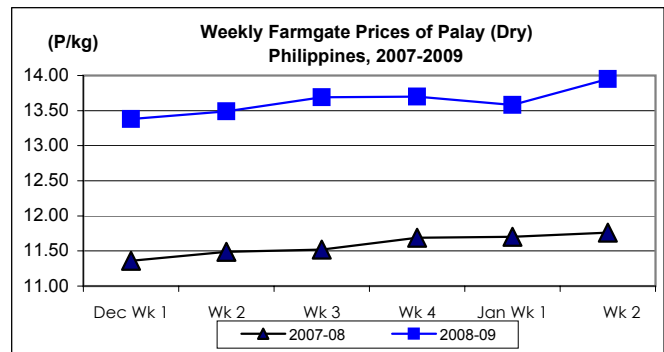


A. Farmgate Price of Palay

* Price at farmgate regained its upward movement at a faster rate.

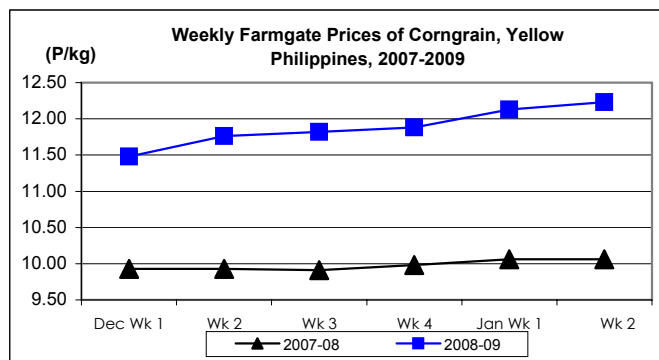
- Average price at P13.95/kg **increased** by 2.72% and 18.62% from prices of last week and last year, respectively.



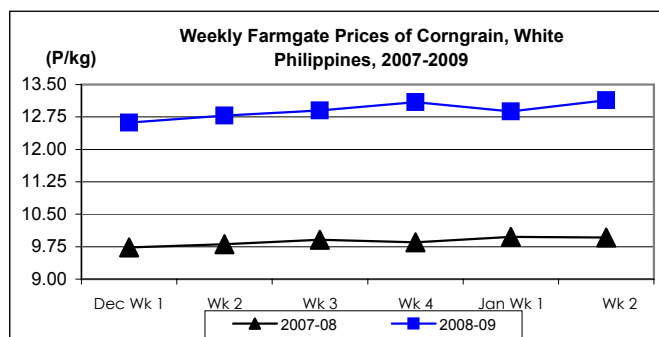
B. Farmgate Prices of Corngrain, Yellow and White

* Both yellow and white corngrains posted price gains.

- Yellow corngrain price at P12.23/kg was **up** by 0.82% from last week's price and by 21.57% from last year's quotation.



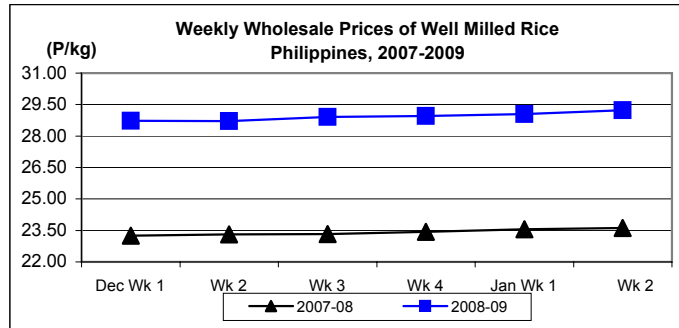
- White corngrain price at P13.14/kg was **higher** by 2.02% from last week's level and by 31.93% relative to last year's report.



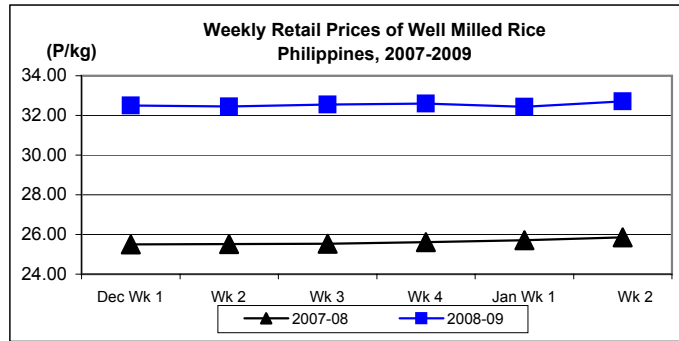
C. Wholesale and Retail Prices of Well Milled Rice (WMR)

* Price increments were noted at both wholesale and retail levels.

- Average wholesale price at P29.23/kg, **rose** by 0.65% and 23.75% from last week's price and last year's record, respectively.



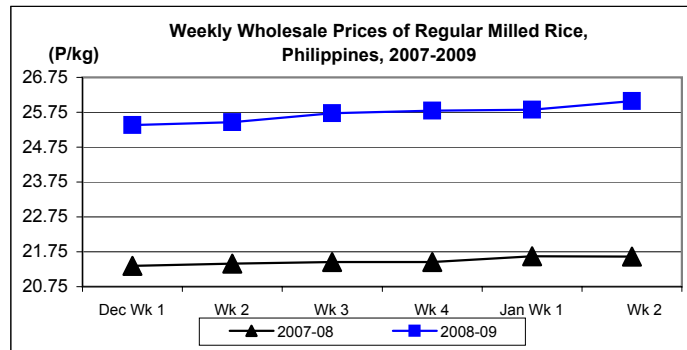
- Retail price, which closed at P32.71/kg, moved **up** by 0.86% from the previous week's price and by 26.54% relative to 2008 record.



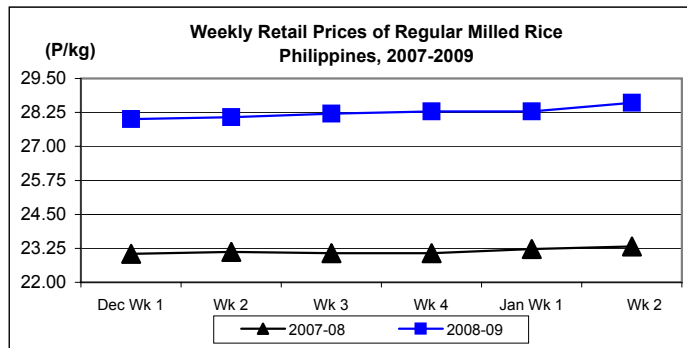
D. Wholesale and Retail Prices of Regular Milled Rice (RMR)

* Upward movement of prices was reflected for both wholesale and retail levels.

- At wholesale, average price at P26.07/kg recorded **mark-ups** of 0.97% and 20.64% from last week's P25.82/kg and last year's P21.61/kg, respectively.



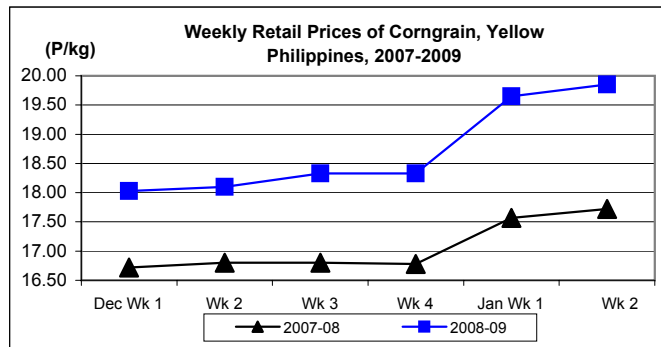
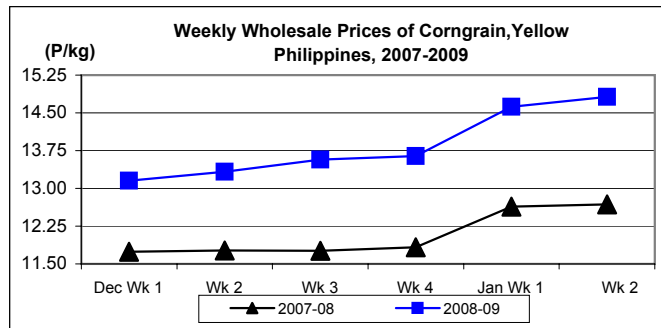
- At retail, average price at P28.60/kg was 1.10% **above** last week's level. This was, likewise, 22.64% **higher** than last year's price.



E. Wholesale and Retail Prices of Corngrain, Yellow

* Both wholesale and retail prices increased this week.

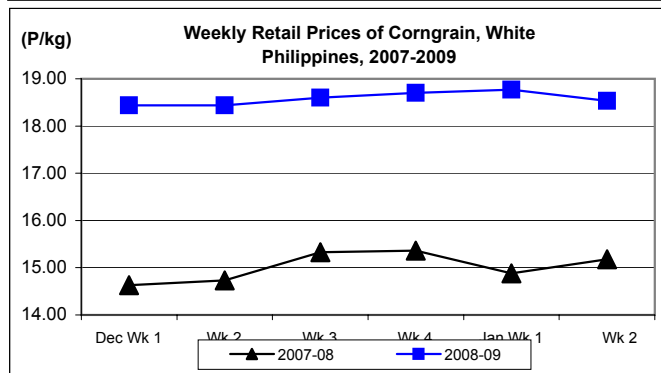
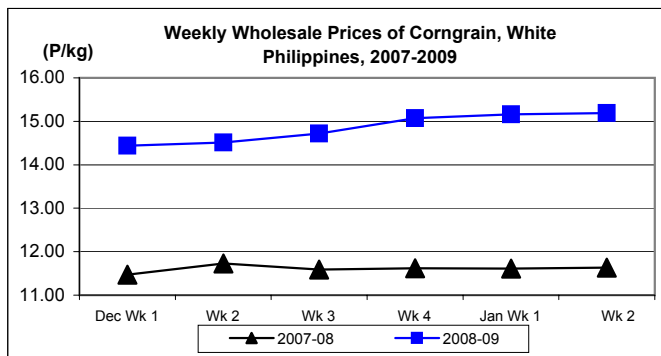
- Wholesale price at P14.82/kg **went up** by 1.37% from last week's P14.62/kg and by 16.88% from last year's P12.68/kg.
- Retail price at P19.85/kg indicated **increments** of 1.02% and 12.02% from prices of last week and last year, respectively.



F. Wholesale and Retail Prices of Corngrain, White

* Wholesale price sustained an uptrend while retail dropped.

- Wholesale price at P15.19/kg **increased** by 0.20% from last week's price and by 30.61% from last year's quotation.
- Retail price at P18.53/kg recorded a 1.28% **cut** from last week's P18.77/kg but posted a 22.07% **mark-up** compared to last year's P15.18/kg.



Annex 1

Comparative Weekly Farmgate, Wholesale and Retail Prices of Palay, Rice and Corn, Philippines

Month/Week	Palay (Dry)				Well Milled Rice (WMR)							
	Farmgate Prices				Wholesale Prices				Retail Prices			
	2007-08	2008-09	% Change		2007-08	2008-09	% Change		2007-08	2008-09	% Change	
(1)	(2)	(3)	(3)/(2)	(weekly)	(6)	(7)	(7)/(6)	(weekly)	(10)	(11)	(11)/(10)	(weekly)
Dec Wk 1	11.36	13.38	17.78	0.75	23.25	28.73	23.57	-0.31	25.50	32.50	27.45	0.00
Wk 2	11.49	13.49	17.41	0.82	23.31	28.71	23.17	-0.07	25.52	32.45	27.16	-0.15
Wk 3	11.52	13.69	18.84	1.48	23.33	28.91	23.92	0.70	25.53	32.55	27.50	0.31
Wk 4	11.69	13.70	17.19	0.07	23.43	28.96	23.60	0.17	25.61	32.59	27.25	0.12
Jan Wk 1R	11.70	13.58	16.07	-0.88	23.56	29.04	23.26	0.28	25.71	32.43	26.14	-0.49
Wk 2P	11.76	13.95	18.62	2.72	23.62	29.23	23.75	0.65	25.85	32.71	26.54	0.86

Month/Week	Regular Milled Rice (RMR)							
	Wholesale Prices				Retail Prices			
	2007-08	2008-09	% Change		2007-08	2008-09	% Change	
(1)	(2)	(3)	(3)/(2)	(weekly)	(6)	(7)	(7)/(6)	(weekly)
Dec Wk 1	21.35	25.38	18.88	-0.04	23.05	28.00	21.48	-0.50
Wk 2	21.41	25.47	18.96	0.35	23.12	28.08	21.45	0.29
Wk 3	21.46	25.72	19.85	0.98	23.07	28.20	22.24	0.43
Wk 4	21.46	25.80	20.22	0.31	23.07	28.29	22.63	0.32
Jan Wk 1R	21.62	25.82	19.43	0.08	23.23	28.29	21.78	0.00
Wk 2P	21.61	26.07	20.64	0.97	23.32	28.60	22.64	1.10

Month/Week	Corngrain, Yellow											
	Farmgate Prices				Wholesale Prices				Retail Prices			
	2007-08	2008-09	% Change		2007-08	2008-09	% Change		2007-08	2008-09	% Change	
(1)	(2)	(3)	(3)/(2)	(weekly)	(6)	(7)	(7)/(6)	(weekly)	(10)	(11)	(11)/(10)	(weekly)
Dec Wk 1	9.93	11.48	15.61	1.86	11.74	13.15	12.01	0.00	16.72	18.03	7.83	0.95
Wk 2	9.93	11.76	18.43	2.44	11.77	13.33	13.25	1.37	16.80	18.10	7.74	0.39
Wk 3	9.91	11.82	19.27	0.51	11.76	13.57	15.39	1.80	16.80	18.33	9.11	1.27
Wk 4	9.98	11.88	19.04	0.51	11.83	13.64	15.30	0.52	16.78	18.33	9.24	0.00
Jan Wk 1R	10.06	12.13	20.58	2.10	12.64	14.62	15.66	7.18	17.57	19.65	11.84	7.20
Wk 2P	10.06	12.23	21.57	0.82	12.68	14.82	16.88	1.37	17.72	19.85	12.02	1.02

Month/Week	Corngrain, White											
	Farmgate Prices				Wholesale Prices				Retail Prices			
	2007-08	2008-09	% Change		2007-08	2008-09	% Change		2007-08	2008-09	% Change	
(1)	(2)	(3)	(3)/(2)	(weekly)	(6)	(7)	(7)/(6)	(weekly)	(10)	(11)	(11)/(10)	(weekly)
Dec Wk 1	9.73	12.62	29.70	1.28	11.47	14.44	25.89	-0.48	14.63	18.44	26.04	0.00
Wk 2	9.81	12.78	30.28	1.27	11.73	14.51	23.70	0.48	14.73	18.44	25.19	0.00
Wk 3	9.91	12.90	30.17	0.94	11.59	14.72	27.01	1.45	15.33	18.60	21.33	0.87
Wk 4	9.85	13.09	32.89	1.47	11.62	15.07	29.69	2.38	15.36	18.70	21.74	0.54
Jan Wk 1R	9.98	12.88	29.06	-1.60	11.61	15.16	30.58	0.60	14.88	18.77	26.14	0.37
Wk 2P	9.96	13.14	31.93	2.02	11.63	15.19	30.61	0.20	15.18	18.53	22.07	-1.28

Note: R-revised; P-preliminary

