



Special Release No.: 2017 - 17

Quezon City, Philippines

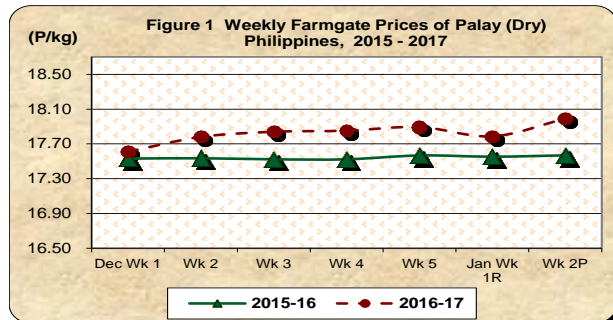
If you want to know more about these statistics
write or call Price Statistics Division
☎ 376-19-59
PSA Website: www.psa.gov.ph

UPDATES ON PALAY, RICE AND CORN PRICES Second Week of January 2017

A. Farmgate Prices of Palay

* Price of palay picks up at the farmgate

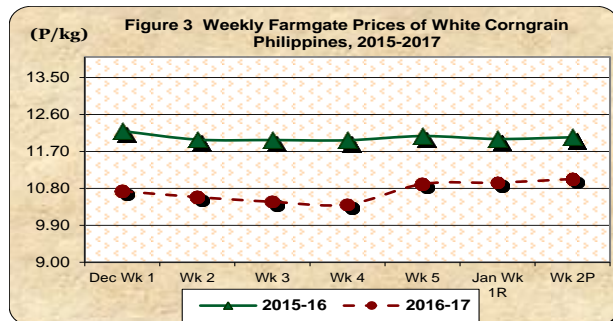
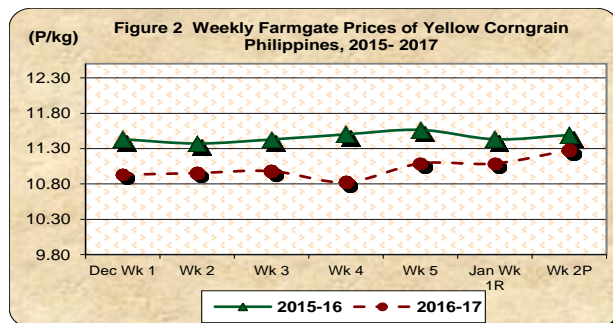
- The average price of palay at P17.99/kg **went up** by 1.15 percent from its previous week's level of P17.79/kg. Likewise, it was **higher** by 2.40 percent from previous year's quotation of P17.57/kg (*Table 1*).



B. Farmgate Prices of Yellow and White Corngrains

* Prices of both yellow and white corngrains move up this week

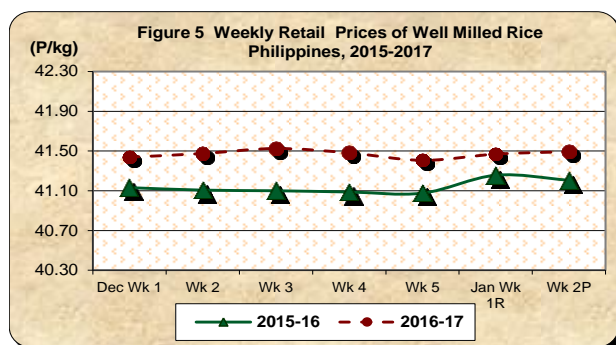
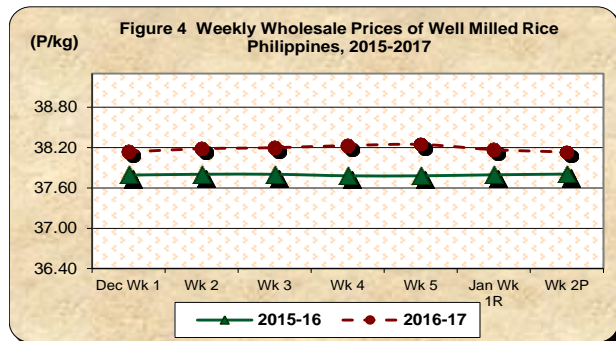
- The average farmgate price of yellow corngrain this week at P11.28/kg **increased** by 1.71 percent from its previous week's level of P11.09/kg. On the other hand, it **dropped** by 1.86 percent compared with the same week in January 2016 (*Table 2*).
- Similarly, the average price of white corngrain at P11.03/kg **inched up** by 0.83 percent from its previous week's level of P10.94/kg. Meanwhile, it was **cheaper** by 8.43 percent compared with the same week in January 2016 (*Table 2*).



C. Wholesale and Retail Prices of Well Milled Rice (WMR)

★ Prices at wholesale and retail trades continue to move at opposite directions

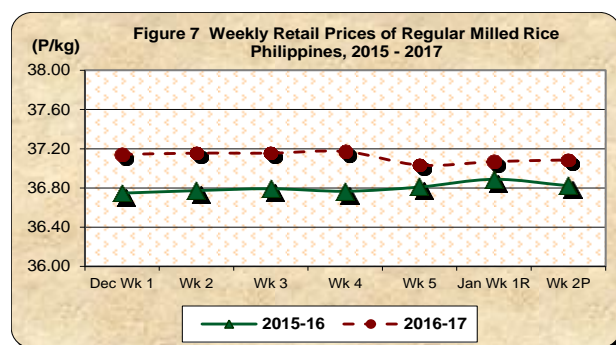
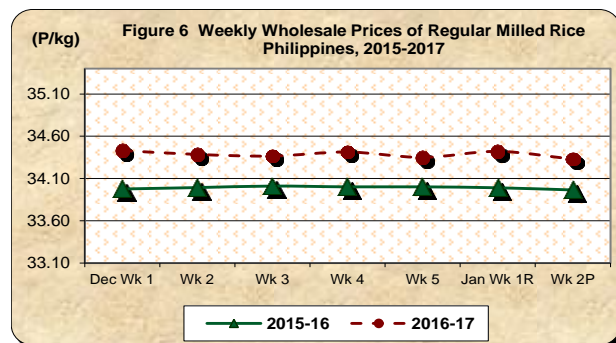
- Compared with previous week's level, the average wholesale price of well milled rice **went down** this week by 0.09 percent. On the contrary, a 0.87 percent **increment** from its previous year's quotation of P37.81/kg was noted (Table 1).
- At the retail trade, the average price of well milled rice at P41.49/kg **rose** by 0.06 percent from its previous week's level. Relative to previous year's price, it was also **higher** by 0.70 percent (Table 1).



D. Wholesale and Retail Prices of Regular Milled Rice (RMR)

★ Wholesale trade of regular milled rice posts price cut while that of retail trade continues to climb up

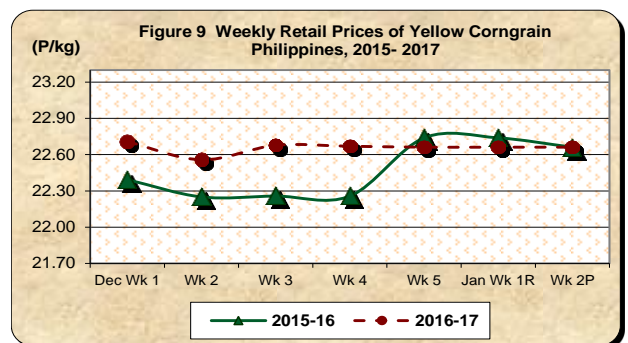
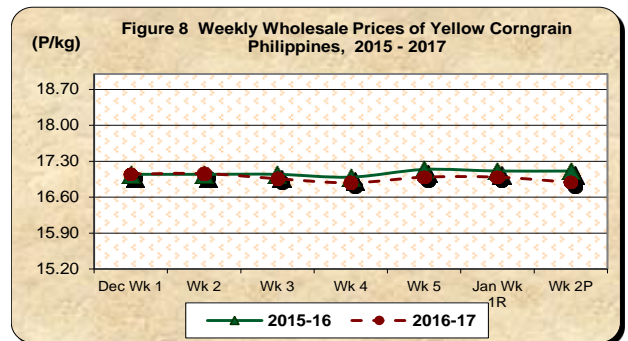
- The average wholesale price of regular milled rice at P34.33/kg posted 0.27 percent **decrease** from its previous week's level. On the other hand, it was, **higher** than previous year's level by 1.07 percent (Table 1).
- At P37.09/kg, the average retail price of regular milled rice exhibited a price **increase** of 0.04 percent from its previous week's level of P37.07/kg. It was also **higher** by 0.71 percent from previous year's level of P36.82/kg (Table 1).



E. Wholesale and Retail Prices of Corngrain, Yellow

* Price decreases at the wholesale trade while no price movement at the retail trade

- The average wholesale price of yellow corngrain at P16.89/kg **dropped** by 0.59 percent from P16.99/kg of the previous week and by 1.29 percent from P17.11/kg of the previous year (Table 2).
- For three (3) consecutive weeks now, the average retail price of yellow corngrain during the week **remained** at P22.66/kg. This was also the **same** price level recorded during the second week in January 2016 (Table 2).



F. Wholesale and Retail Prices of Corngrain, White

* No price movement is seen at the wholesale and retail trades

- The average wholesale price of white corngrain during the week **retained** its previous week's level of P14.98/kg. However, a price **cut** of 11.00 percent from previous year's quotation was registered (Table 2).
- Likewise, the average retail price of white corngrain during the week **remained** at P25.77/kg for six (6) consecutive weeks now. Compared with its previous year's price level of P24.18/kg, it **gained** by 6.56 percent (Table 2).

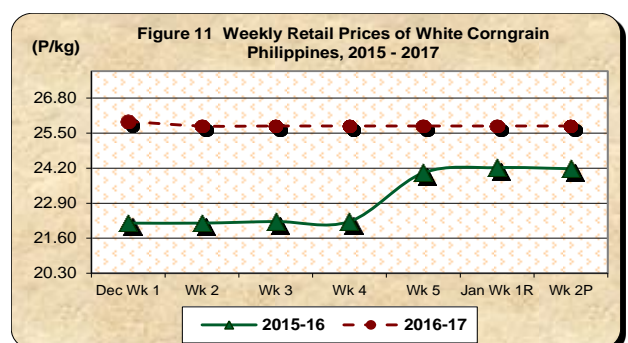
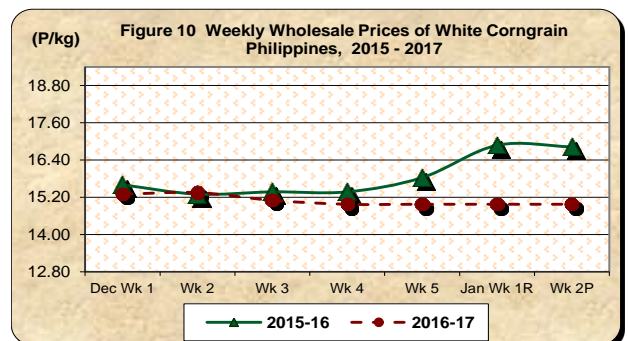


Table 1 Weekly Farmgate, Wholesale and Retail Prices of Palay and Rice in the Philippines
(First Week of December 2016 to Second Week of January 2017)

(Prices per Kilogram)

| Month/Week | Palay (Dry) | | | | Well Milled Rice (WMR) | | | | | | | |
|-----------------------|-----------------|---------|----------|--------|------------------------|---------|----------|--------|---------------|---------|----------|--------|
| | Farmgate Prices | | | | Wholesale Prices | | | | Retail Prices | | | |
| | 2016-17 | 2015-16 | % Change | | 2016-17 | 2015-16 | % Change | | 2016-17 | 2015-16 | % Change | |
| | | | Annual | Weekly | | | Annual | Weekly | | | Annual | Weekly |
| (1) | (2) | (3) | (4) | (5) | (6) | (7) | (8) | (9) | (10) | (11) | (12) | |
| Dec Wk 1 | 17.61 | 17.53 | 0.45 | 1.40 | 38.13 | 37.79 | 0.91 | 0.29 | 41.44 | 41.13 | 0.74 | 0.12 |
| Wk 2 | 17.78 | 17.54 | 1.40 | 0.96 | 38.18 | 37.80 | 1.01 | 0.13 | 41.48 | 41.11 | 0.90 | 0.09 |
| Wk 3 | 17.84 | 17.52 | 1.81 | 0.33 | 38.20 | 37.80 | 1.05 | 0.04 | 41.53 | 41.10 | 1.03 | 0.12 |
| Wk 4 | 17.85 | 17.52 | 1.88 | 0.07 | 38.23 | 37.78 | 1.19 | 0.08 | 41.48 | 41.09 | 0.96 | -0.11 |
| Wk 5 | 17.89 | 17.57 | 1.86 | 0.23 | 38.25 | 37.78 | 1.23 | 0.04 | 41.41 | 41.08 | 0.80 | -0.18 |
| Jan Wk 1 ^R | 17.79 | 17.55 | 1.33 | -0.60 | 38.17 | 37.80 | 0.99 | -0.20 | 41.47 | 41.26 | 0.52 | 0.15 |
| Wk 2 ^P | 17.99 | 17.57 | 2.40 | 1.15 | 38.13 | 37.81 | 0.87 | -0.09 | 41.49 | 41.21 | 0.70 | 0.06 |

Table 1- (Concluded)

| Month/Week | Regular Milled Rice (RMR) | | | | | | | |
|-----------------------|---------------------------|---------|----------|--------|---------------|---------|----------|--------|
| | Wholesale Prices | | | | Retail Prices | | | |
| | 2016-17 | 2015-16 | % Change | | 2016-17 | 2015-16 | % Change | |
| | | | Annual | Weekly | | | Annual | Weekly |
| (13) | (14) | (15) | (16) | (17) | (18) | (19) | (20) | |
| Dec Wk 1 | 34.43 | 33.98 | 1.34 | 0.31 | 37.14 | 36.75 | 1.08 | 0.21 |
| Wk 2 | 34.38 | 33.99 | 1.15 | -0.13 | 37.16 | 36.77 | 1.04 | 0.04 |
| Wk 3 | 34.37 | 34.01 | 1.04 | -0.06 | 37.16 | 36.79 | 0.99 | 0.00 |
| Wk 4 | 34.41 | 34.00 | 1.21 | 0.14 | 37.17 | 36.77 | 1.10 | 0.04 |
| Wk 5 | 34.35 | 34.00 | 1.03 | -0.19 | 37.03 | 36.81 | 0.61 | -0.37 |
| Jan Wk 1 ^R | 34.42 | 33.99 | 1.27 | 0.21 | 37.07 | 36.89 | 0.49 | 0.10 |
| Wk 2 ^P | 34.33 | 33.96 | 1.07 | -0.27 | 37.09 | 36.82 | 0.71 | 0.04 |

Table 2 Weekly Farmgate, Wholesale and Retail Prices of Corn in the Philippines
(First Week of December 2016 to Second Week of January 2017)

(Prices per Kilogram)

| Month/Week | Corngrain, Yellow | | | | | | | | | | | |
|-----------------------|-------------------|---------|----------|--------|------------------|---------|----------|--------|---------------|---------|----------|--------|
| | Farmgate Prices | | | | Wholesale Prices | | | | Retail Prices | | | |
| | 2016-17 | 2015-16 | % Change | | 2016-17 | 2015-16 | % Change | | 2016-17 | 2015-16 | % Change | |
| | | | Annual | Weekly | | | Annual | Weekly | | | Annual | Weekly |
| (1) | (2) | (3) | (4) | (5) | (6) | (7) | (8) | (9) | (10) | (11) | (12) | |
| Dec Wk 1 | 10.93 | 11.43 | -4.39 | 0.58 | 17.05 | 17.05 | 0.03 | 0.18 | 22.71 | 22.39 | 1.40 | 0.09 |
| Wk 2 | 10.95 | 11.37 | -3.67 | 0.22 | 17.06 | 17.05 | 0.09 | 0.06 | 22.56 | 22.25 | 1.38 | -0.66 |
| Wk 3 | 10.98 | 11.43 | -3.92 | 0.24 | 16.96 | 17.05 | -0.50 | -0.59 | 22.68 | 22.26 | 1.89 | 0.53 |
| Wk 4 | 10.83 | 11.50 | -5.88 | -1.42 | 16.88 | 16.99 | -0.65 | -0.47 | 22.67 | 22.26 | 1.85 | -0.03 |
| Wk 5 | 11.09 | 11.57 | -4.11 | 2.44 | 16.99 | 17.14 | -0.88 | 0.65 | 22.66 | 22.74 | -0.34 | -0.03 |
| Jan Wk 1 ^R | 11.09 | 11.43 | -3.00 | 0.00 | 16.99 | 17.11 | -0.70 | 0.00 | 22.66 | 22.74 | -0.34 | 0.00 |
| Wk 2 ^P | 11.28 | 11.49 | -1.86 | 1.71 | 16.89 | 17.11 | -1.29 | -0.59 | 22.66 | 22.66 | 0.00 | 0.00 |

Table 2- (Concluded)

| Month/Week | Corngrain, White | | | | | | | | | | | |
|-----------------------|------------------|---------|----------|--------|------------------|---------|----------|--------|---------------|---------|----------|--------|
| | Farmgate Prices | | | | Wholesale Prices | | | | Retail Prices | | | |
| | 2016-17 | 2015-16 | % Change | | 2016-17 | 2015-16 | % Change | | 2016-17 | 2015-16 | % Change | |
| | | | Annual | Weekly | | | Annual | Weekly | | | Annual | Weekly |
| (13) | (14) | (15) | (16) | (17) | (18) | (19) | (20) | (21) | (22) | (23) | (24) | |
| Dec Wk 1 | 10.73 | 12.19 | -12.00 | -1.05 | 15.30 | 15.60 | -1.92 | -1.45 | 25.93 | 22.16 | 17.03 | 0.00 |
| Wk 2 | 10.59 | 11.99 | -11.69 | -1.35 | 15.35 | 15.30 | 0.33 | 0.33 | 25.77 | 22.16 | 16.28 | -0.64 |
| Wk 3 | 10.47 | 11.98 | -12.56 | -1.07 | 15.10 | 15.38 | -1.79 | -1.63 | 25.77 | 22.22 | 15.96 | 0.00 |
| Wk 4 | 10.41 | 11.97 | -13.07 | -0.63 | 14.98 | 15.38 | -2.60 | -0.83 | 25.77 | 22.22 | 15.96 | 0.00 |
| Wk 5 | 10.90 | 12.07 | -9.69 | 4.77 | 14.98 | 15.83 | -5.42 | 0.00 | 25.77 | 24.03 | 7.25 | 0.00 |
| Jan Wk 1 ^R | 10.94 | 12.00 | -8.86 | 0.32 | 14.98 | 16.88 | -11.26 | 0.00 | 25.77 | 24.22 | 6.39 | 0.00 |
| Wk 2 ^P | 11.03 | 12.04 | -8.43 | 0.83 | 14.98 | 16.83 | -11.00 | 0.00 | 25.77 | 24.18 | 6.56 | 0.00 |

Source: Weekly Cereals and Fertilizers Price Monitoring (WCFPM)

Note: R-revised; P-preliminary