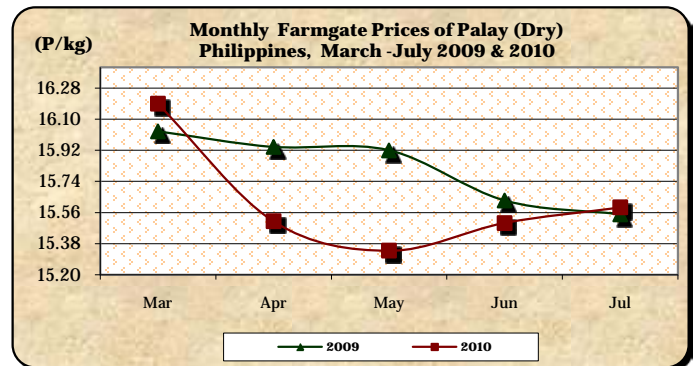


A. Farmgate Price of Palay

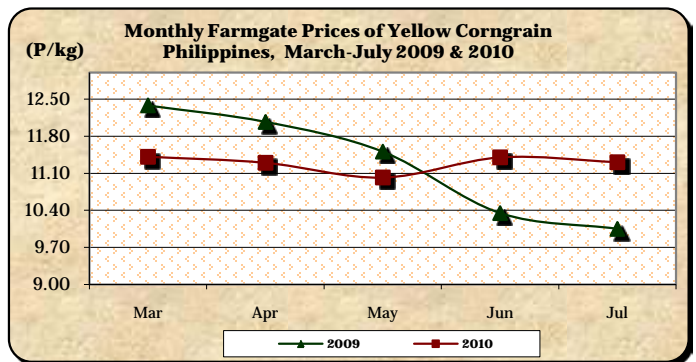
* Price of palay registered decrements for three (3) weeks but increased at the close of the month.

- The monthly average price of P15.59/kg rose by 0.58% and 1.70% from last month's and last year's quotations, respectively.

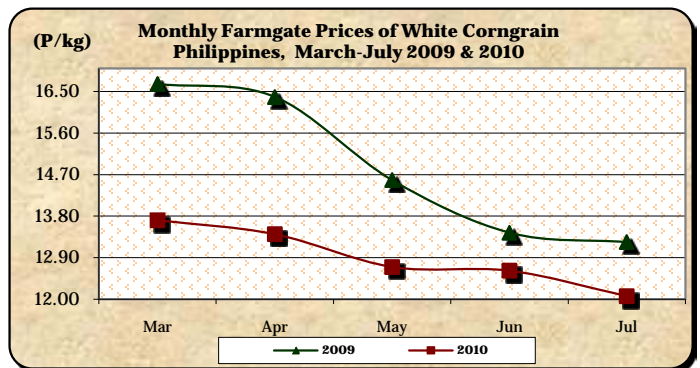


B. Farmgate Prices of Corngrain, Yellow and White

- Yellow corngrain price at P11.31/kg was 0.79% **below** last month's P11.40/kg but was 12.54% **above** last year's P10.05/kg.



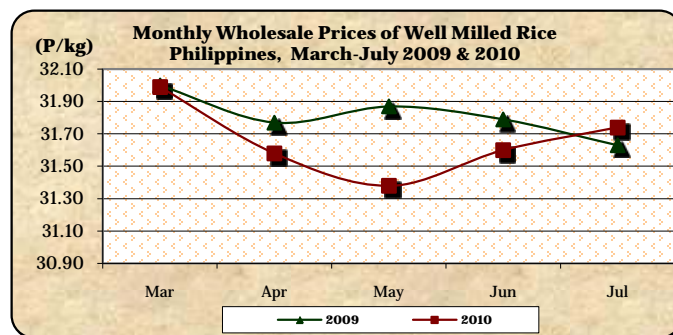
- White corngrain price at P12.07/kg **dropped** by 4.36% and 8.84% from prices of last month and last year, respectively.



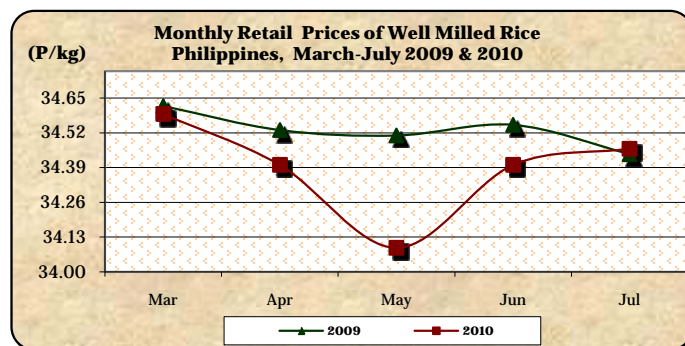
C. Wholesale and Retail Prices of Well Milled Rice (WMR)

* Wholesale price sustained increases while retail price gained only on the 1st and 4th weeks.

■ At wholesale, the average price of P31.74/kg rose by 0.44% from last month's P31.60/kg and by 0.35% from last year's P31.63/kg.



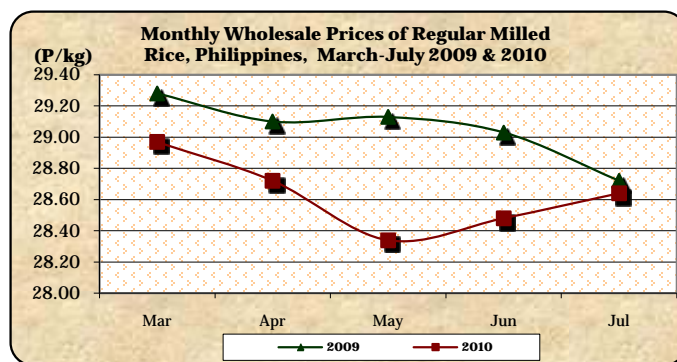
■ At retail, the average price of P34.46/kg was up by 0.17% from June 2010 quotation and by 0.06% relative to July 2009 level.



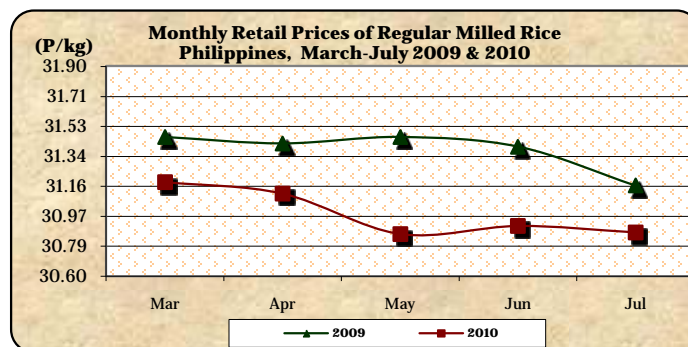
D. Wholesale and Retail Prices of Regular Milled Rice (RMR)

* At wholesale, price continuously moved upward. At retail, price went up except on 2nd and 4th weeks.

■ The average wholesale price of P28.64/kg registered a 0.56% mark-up from last month's price and a 0.28% cut from last year's record.



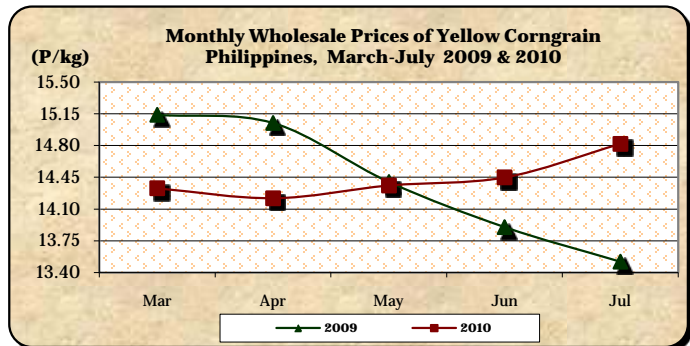
■ The average retail price of P30.87/kg slid by 0.13% and 0.93% from last month's and last year's levels, respectively.



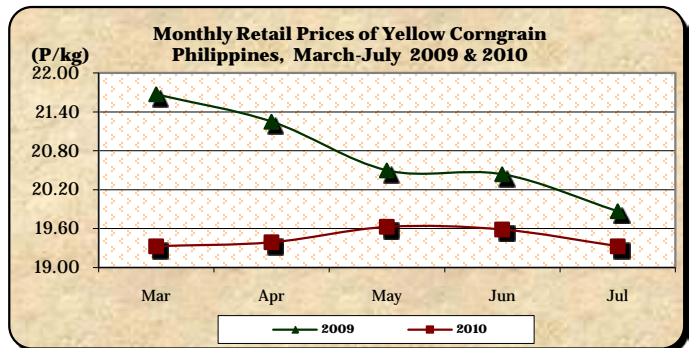
E. Wholesale and Retail Prices of Corngrain, Yellow

* Wholesale price declined on the 4th week. Retail price, however, fluctuated but remained stable at the close of the month.

At wholesale, the average price of P14.82/kg was **higher** by 2.56% and 9.62% compared to prices of last month and last year, respectively.



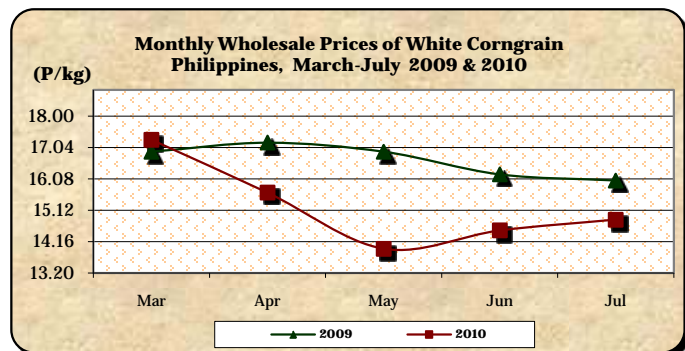
At retail, the average price of P19.33/kg was **lower** by 1.33% from last month's price and by 2.72% from last year's level.



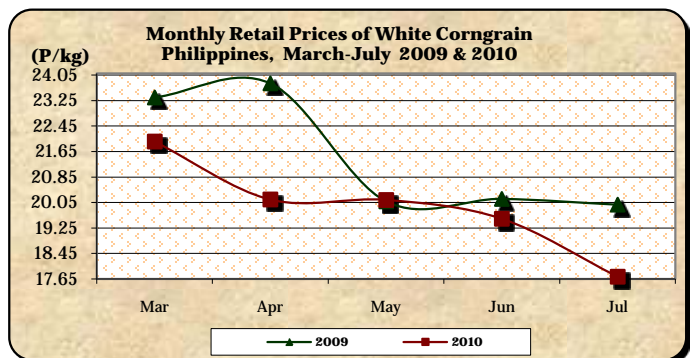
F. Wholesale and Retail Prices of Corngrain, White

* Both wholesale and retail prices recovered from weekly reductions.

The average wholesale price of P14.83/kg was 2.28% **higher** than the price of June 2010 but was 7.49% **lower** than the July 2009 level.



The average retail price of P17.72/kg registered **cuts** of 9.36% from last month's price and 11.31% relative to last year's record.



Annex 1

Comparative Farmgate, Wholesale and Retail Prices of Palay, Rice and Corn, Philippines for the month of July 2010

Month/Week	Palay, dry		Well Milled Rice (WMR)			
	Farmgate Prices		Wholesale Prices		Retail Prices	
	Price/kg	% Change	Price/kg	% Change	Price/kg	% Change
Wk 1	15.64	0.77	31.65	-0.44	34.47	0.03
Wk 2	15.61	-0.19	31.68	0.09	34.45	-0.06
Wk 3	15.57	-0.26	31.70	0.06	34.43	-0.06
Wk 4R	15.53	-0.26	31.80	0.32	34.48	0.15
Wk 5P	15.61	0.52	31.85	0.16	34.45	-0.09
July 2010P	15.59	-	31.74	-	34.46	-
July 2009	15.33	1.70	31.63	0.35	34.44	0.06
June 2010	15.50	0.58	31.60	0.44	34.40	0.17

Month/Week	Regular Milled Rice (RMR)			
	Wholesale Prices		Retail Prices	
	Price/kg	% Change	Price/kg	% Change
Wk 1	28.59	0.18	31.09	0.48
Wk 2	28.62	0.10	30.89	-0.64
Wk 3	28.66	0.14	30.91	0.06
Wk 4R	28.68	0.07	30.80	-0.36
Wk 5P	28.74	0.21	30.81	0.03
July 2010P	28.64	-	30.87	-
July 2009	28.72	-0.28	31.16	-0.93
June 2010	28.48	0.56	30.91	-0.13

Month/Week	Corngrain, Yellow					
	Farmgate Prices		Wholesale Prices		Retail Prices	
	Price/kg	% Change	Price/kg	% Change	Price/kg	% Change
Wk 1	11.43	0.79	14.64	0.21	19.41	-0.15
Wk 2	11.44	0.09	14.66	0.14	19.39	-0.10
Wk 3	11.38	-0.52	14.66	0.00	19.41	0.10
Wk 4R	11.21	-1.49	14.40	-1.77	19.24	-0.88
Wk 5P	11.02	-1.69	14.77	2.57	19.24	0.00
July 2010P	11.31	-	14.82	-	19.33	-
July 2009	10.05	12.54	13.52	9.62	19.87	-2.72
June 2010	11.40	-0.79	14.45	2.56	19.59	-1.33

Month/Week	Corngrain, White					
	Farmgate Prices		Wholesale Prices		Retail Prices	
	Price/kg	% Change	Price/kg	% Change	Price/kg	% Change
Wk 1	12.57	0.48	14.10	-0.98	17.92	-0.39
Wk 2	12.36	-1.67	13.80	-2.13	17.58	-1.90
Wk 3	12.18	-1.46	13.79	-0.07	17.63	0.28
Wk 4R	11.74	-3.61	13.65	-1.02	17.48	-0.85
Wk 5P	11.45	-2.47	14.68	7.55	17.98	2.86
July 2010P	12.07	-	14.83	-	17.72	-
July 2009	13.24	-8.84	16.03	-7.49	19.98	-11.31
June 2010	12.62	-4.36	14.50	2.28	19.55	-9.36

Note: R-revised; P-preliminary

