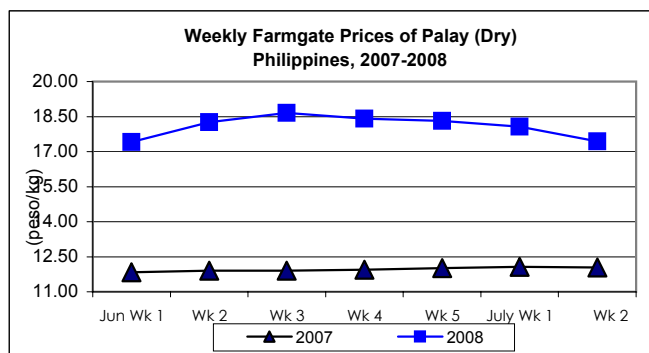




Updates on Palay, Rice & Corn Prices, July 9-15, 2008

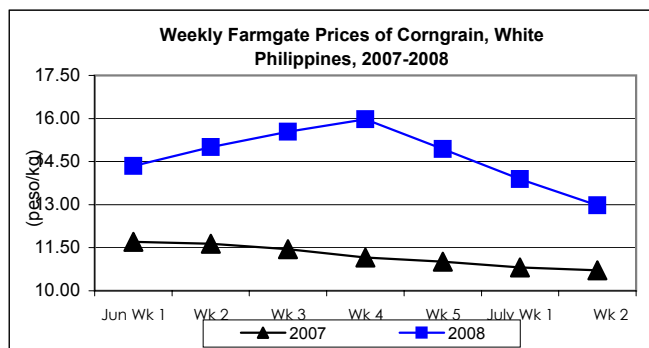
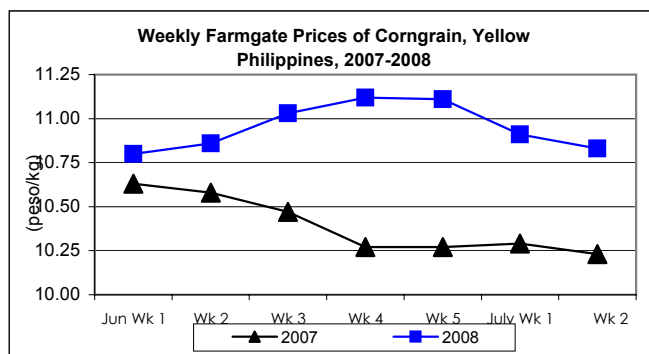
A. Farmgate Price of Palay

- * Price of palay was on the 4th week of downtrend.
 - Average price at P17.44/kg registered a **decrease** of 3.49% from last week's level but increased by 44.85% over last year's price.



B. Farmgate Prices of Corngrain, Yellow and White

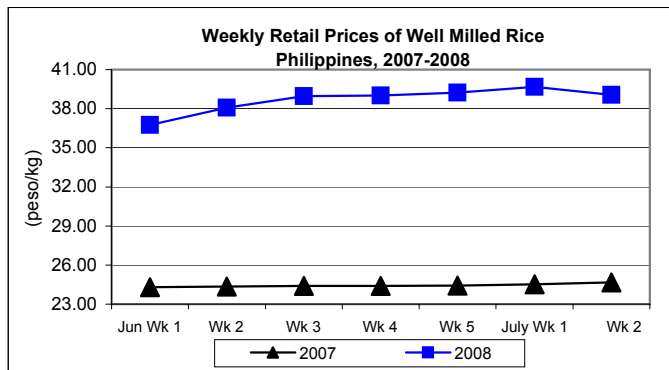
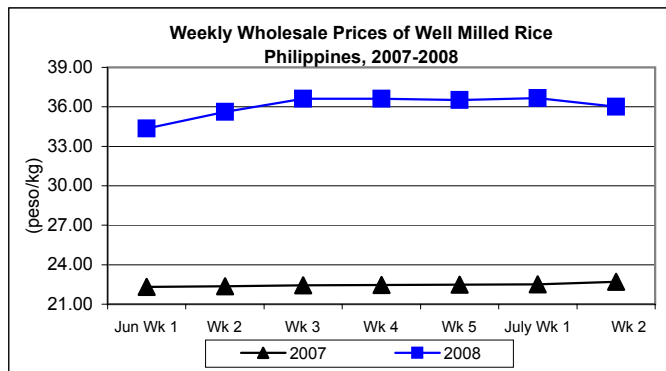
- * A continuous downward movement was noted for both yellow and white corngrain prices.
 - Average price of yellow corngrain at P10.83/kg **fell** by 0.73% from last week's record but **rose** by 5.87% from 2007 quotation.
 - Average price of white corngrain at P12.97/kg was **lower** by 6.63% from last week's P13.89/kg but **higher** by 21.10% from last year's 10.71/kg.



C. Wholesale and Retail Prices of Well Milled Rice (WMR)

☀ At wholesale, price dropped after registering a slight mark-up last week. At retail, a cut was noted after several weeks of increases.

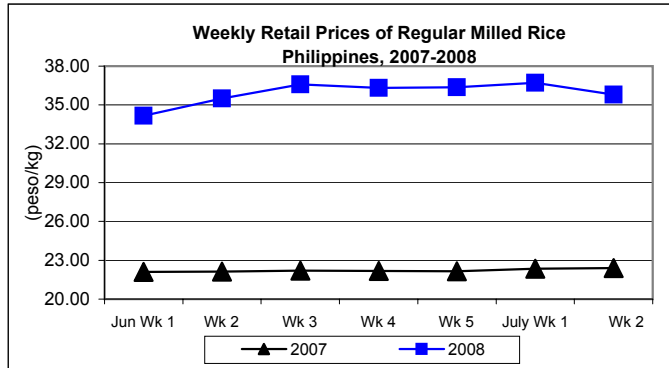
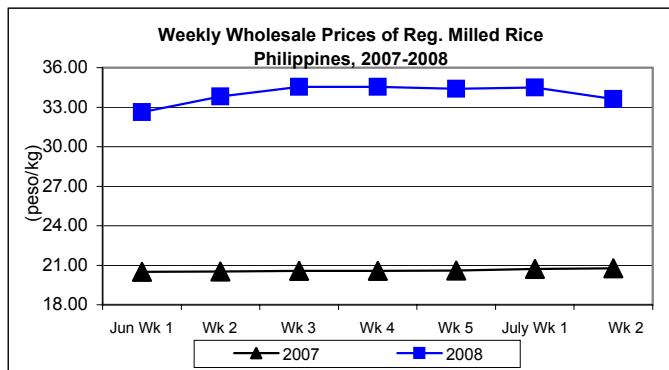
- Average wholesale price at P36.02/kg slid by 1.77% from last week's price but gained by 58.68% from the 2007 level.
- Average retail price at P39.07/kg recorded **decrement** of 1.51% over last week's P39.67/kg but registered an **increment** of 58.37% compared to last year's P24.67/kg.



D. Wholesale and Retail Prices of Regular Milled Rice (RMR)

☀ Both wholesale and retail prices posted declines.

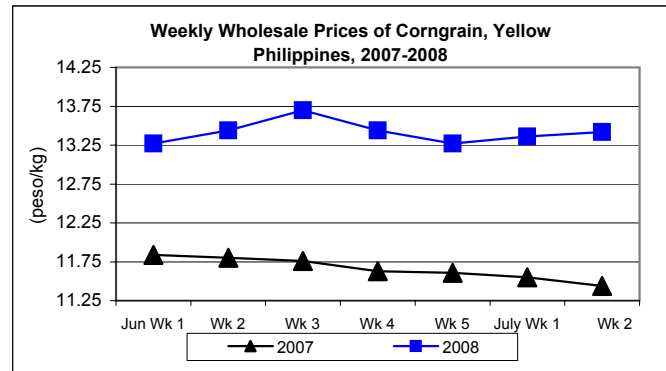
- Average wholesale price of P33.61/kg was **down** by 2.58% from last week's level but was **up** by 61.82% from price of last year.
- Average retail price of P35.80/kg was **below** last week's price by 2.51% but **above** last year's record by 59.75%.



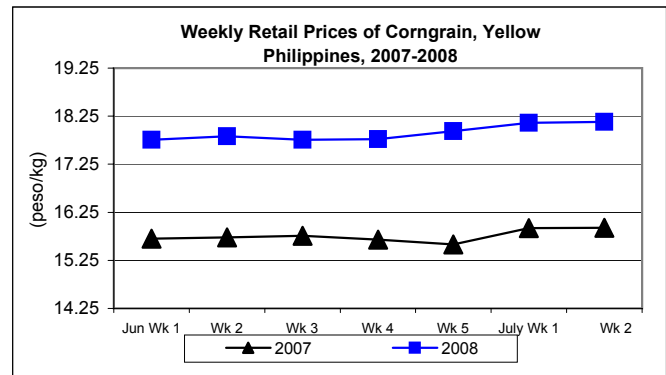
E. Wholesale and Retail Prices of Corngrain, Yellow

☀ Prices at both levels moved upward, that of retail on its 2nd week while that of retail was on its 4th week.

- Price at wholesale, which averaged P13.42/kg, was **higher** by 0.45% and 17.31% from quotations of last week and last year, respectively.



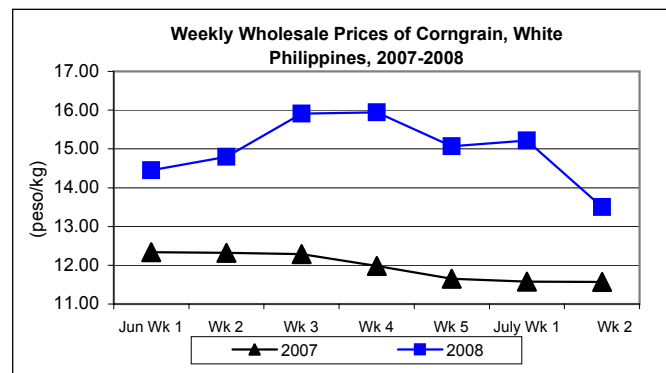
- Price at retail, which averaged P18.31/kg, **increased** by 0.11% from last week's price and by 13.81% relative to 2007 record.



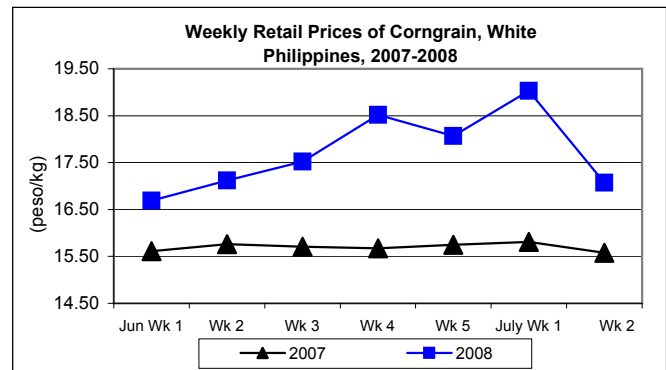
F. Wholesale and Retail Prices of Corngrain, White

☀ Both wholesale and retail prices were now on the third week of fluctuations.

- Wholesale price at P13.50/kg **dropped** by 11.29% from last week's price but **gained** by 16.68% compared to price of last year.



- Retail price at P17.07/kg **slowed down** by 10.31% from last week's price but **went up** by 9.56% from 2007 level.



Annex 1

Comparative Weekly Farmgate, Wholesale and Retail Prices of Palay, Rice and Corn, Philippines

Month/Week	Palay (Dry)				Well Milled Rice (WMR)							
	Farmgate Prices				Wholesale Prices				Retail Prices			
	2007	2008	% Change		2007	2008	% Change		2007	2008	% Change	
(1)	(2)	(3)	(3)/(2)	(weekly)	(6)	(7)	(7)/(6)	(weekly)	(10)	(11)	(11)/(10)	(weekly)
June Wk 1	11.84	17.41	33.01	-0.11	22.32	34.36	38.84	-0.54	24.31	36.76	36.99	0.27
Wk 2	11.90	18.26	53.45	4.88	22.36	35.61	59.26	3.64	24.35	38.09	56.43	3.62
Wk 3	11.90	18.66	56.81	2.19	22.44	36.61	63.15	2.81	24.40	38.95	59.63	2.26
Wk 4	11.95	18.41	54.06	-1.34	22.46	36.61	63.00	0.00	24.39	39.01	59.94	0.15
Wk 5	12.02	18.32	52.41	-0.49	22.49	36.51	62.34	-0.27	24.43	39.22	60.54	0.54
July Wk 1	12.07	18.07	49.71	-1.36	22.52	36.67	62.83	0.44	24.52	39.67	61.79	1.15
Wk 2	12.04	17.44	44.85	-3.49	22.70	36.02	58.68	-1.77	24.67	39.07	58.37	-1.51

Month/Week	Regular Milled Rice (RMR)							
	Wholesale Prices				Retail Prices			
	2007	2008	% Change		2007	2008	% Change	
(1)	(2)	(3)	(3)/(2)	(weekly)	(6)	(7)	(7)/(6)	(weekly)
June Wk 1	20.51	32.62	40.99	-1.28	22.11	34.17	40.07	0.27
Wk 2	20.52	33.81	64.77	3.65	22.12	35.51	60.53	3.92
Wk 3	20.58	34.55	67.88	2.19	22.19	36.60	64.94	3.07
Wk 4	20.58	34.55	67.88	0.00	22.18	36.33	63.80	-0.74
Wk 5	20.59	34.39	67.02	-0.46	22.16	36.37	64.12	0.11
July Wk 1	20.72	34.50	66.51	0.32	22.36	36.72	64.22	0.96
Wk 2	20.77	33.61	61.82	-2.58	22.41	35.80	59.75	-2.51

Month/Week	Corngrain, Yellow											
	Farmgate Prices				Wholesale Prices				Retail Prices			
	2007	2008	% Change		2007	2008	% Change		2007	2008	% Change	
(1)	(2)	(3)	(3)/(2)	(weekly)	(6)	(7)	(7)/(6)	(weekly)	(10)	(11)	(11)/(10)	(weekly)
June Wk 1	10.63	10.80	1.03	-1.01	11.84	13.27	11.80	-0.28	15.70	17.76	12.15	-0.98
Wk 2	10.58	10.86	2.65	0.56	11.80	13.44	13.90	1.28	15.73	17.83	13.35	0.39
Wk 3	10.47	11.03	5.35	1.57	11.76	13.70	16.50	1.93	15.76	17.76	12.69	-0.39
Wk 4	10.27	11.12	8.28	0.82	11.63	13.44	15.56	-1.90	15.68	17.77	13.33	0.06
Wk 5	10.27	11.11	8.18	-0.09	11.61	13.27	14.30	-1.26	15.58	17.94	15.15	0.96
July Wk 1	10.29	10.91	6.03	-1.80	11.55	13.36	15.67	0.68	15.92	18.11	13.76	0.95
Wk 2	10.23	10.83	5.87	-0.73	11.44	13.42	17.31	0.45	15.93	18.13	13.81	0.11

Month/Week	Corngrain, White											
	Farmgate Prices				Wholesale Prices				Retail Prices			
	2007	2008	% Change		2007	2008	% Change		2007	2008	% Change	
(1)	(2)	(3)	(3)/(2)	(weekly)	(6)	(7)	(7)/(6)	(weekly)	(10)	(11)	(11)/(10)	(weekly)
June Wk 1	11.71	14.35	17.50	-0.37	12.34	14.45	15.05	-3.01	15.61	16.69	6.13	-0.74
Wk 2	11.64	15.00	28.87	4.53	12.32	14.80	20.13	2.42	15.76	17.12	8.63	2.58
Wk 3	11.45	15.54	35.72	3.60	12.29	15.91	29.45	7.50	15.71	17.52	11.52	2.34
Wk 4	11.16	15.97	43.10	2.77	11.98	15.94	33.06	0.19	15.67	18.52	18.19	5.71
Wk 5	11.01	14.94	35.69	-6.45	11.65	15.07	29.36	-5.46	15.75	18.07	14.73	-2.43
July Wk 1	10.81	13.89	28.49	-7.03	11.58	15.22	31.42	0.99	15.81	19.03	20.37	5.32
Wk 2	10.71	12.97	21.10	-6.63	11.57	13.50	16.68	-11.29	15.58	17.07	9.56	-10.31