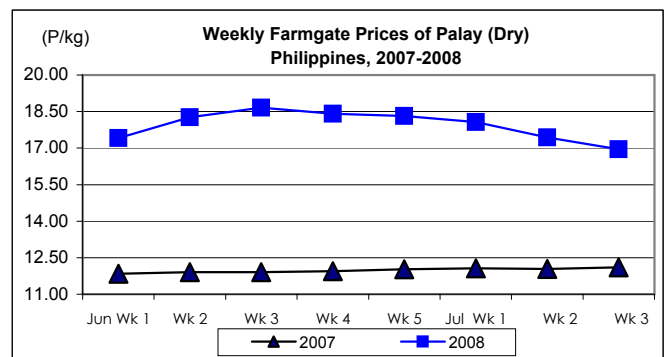




## Updates on Palay, Rice & Corn Prices, July 16-22, 2008

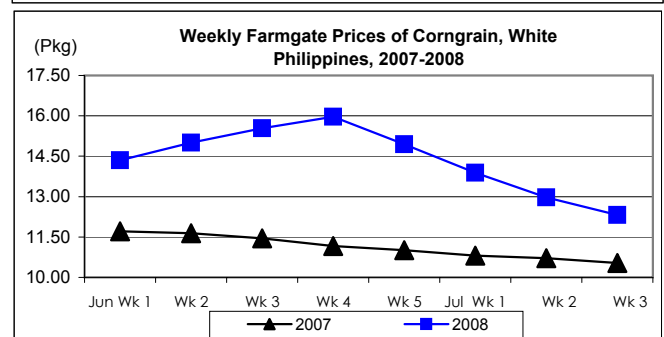
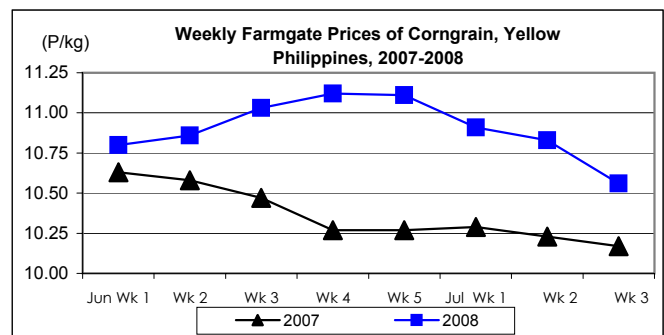
### A. Farmgate Price of Palay

- \* **Price of palay sustained a downward trend but at a slower rate than that of last week.**
  - Average price at P16.95/kg recorded a **decrement** of 2.81% from last week's price but registered an **increment** of 40.08% over last year's level.



### B. Farmgate Prices of Corngrain, Yellow and White

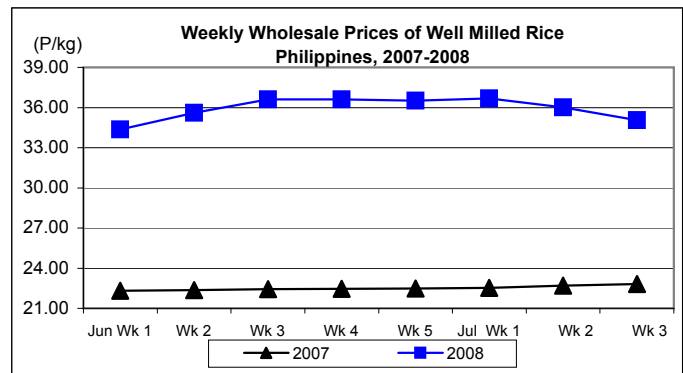
- \* **Prices of both yellow and white corngrains were going down over the last four (4) weeks.**
  - Average price of yellow corngrain at P10.56/kg was **down** by 2.49% from last week's level but was **up** by 3.83% from 2007 quotation.
  - Average price of white corngrain at P12.32/kg **slowed down** by 5.01% from last week's price but **moved up** by 17.00% from last year's level.



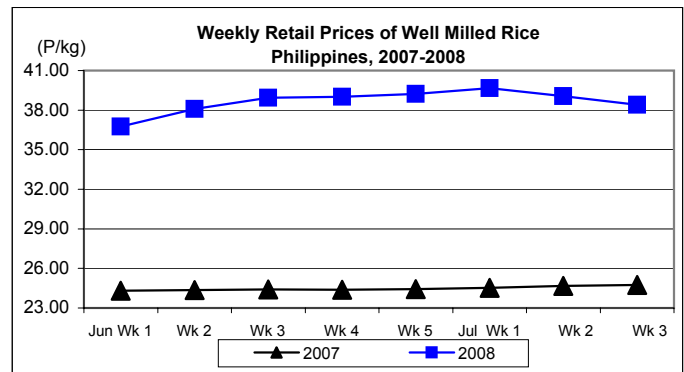
### C. Wholesale and Retail Prices of Well Milled Rice (WMR)

☀ Both wholesale and retail prices recorded drops for two (2) consecutive weeks.

- Wholesale price at P35.06/kg **fell** by 2.67% from last week's price but **rose** by 53.70% over last year's record.



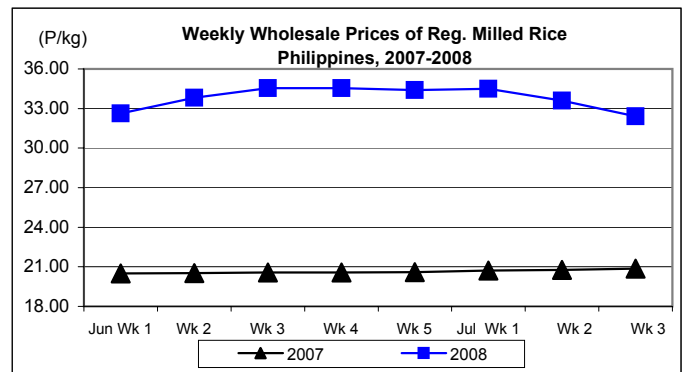
- Retail price at P38.40/kg **slid** by 1.71% relative to last week's price but **gained** by 55.21% compared to last year's price.



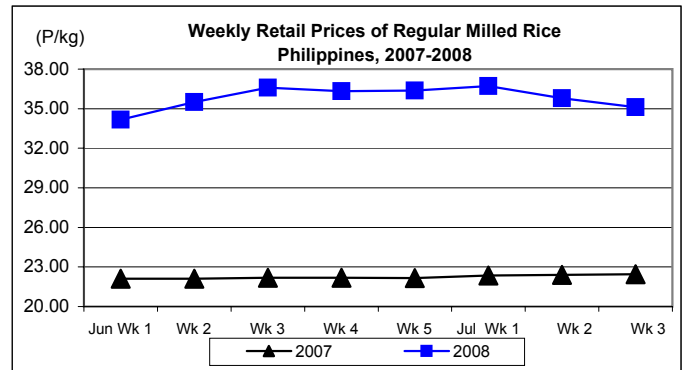
### D. Wholesale and Retail Prices of Regular Milled Rice (RMR)

☀ Prices at both wholesale and retail levels registered cuts for two (2) successive weeks.

- At wholesale, average price of P32.41/kg was 3.57% **below** last week's level but 55.29% **above** the 2007 quotation.



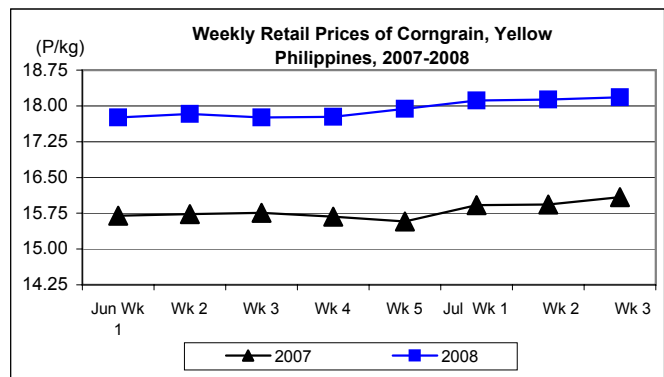
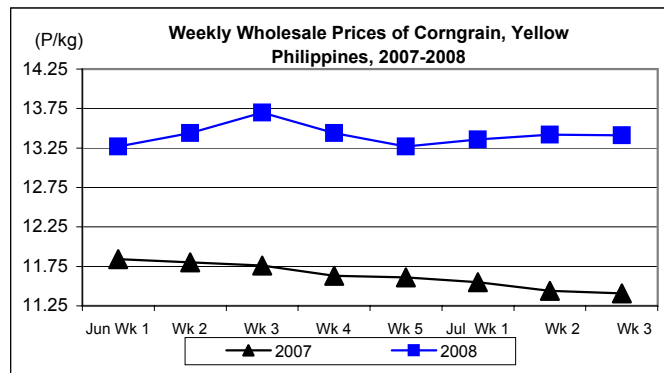
- At retail, average price of P35.12/kg was **lower** by 1.90% relative to last week's price but **higher** by 56.37% compared to last year's level.



## E. Wholesale and Retail Prices of Corngrain, Yellow

☀ **At wholesale, price slightly dropped; but, at retail, a continuous uptrend in prices was noted.**

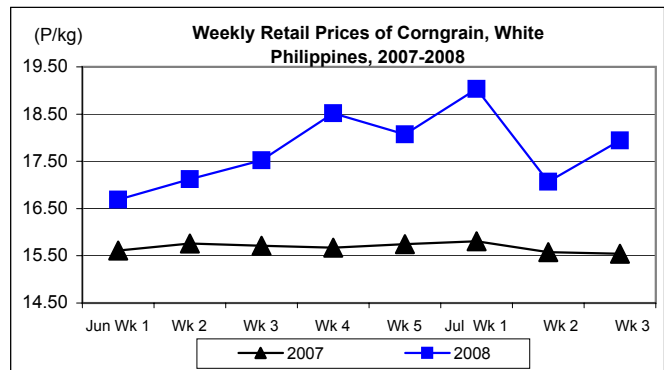
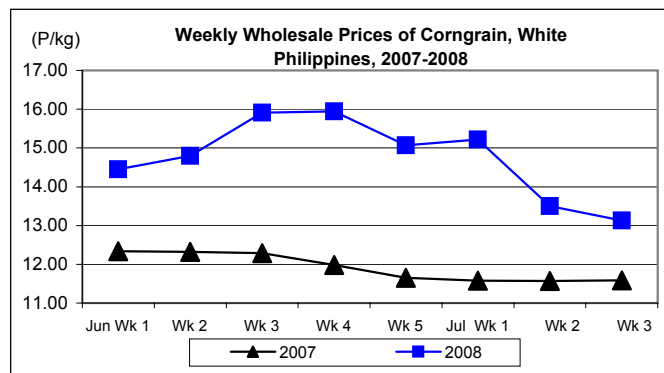
- Wholesale price at P13.41/kg **decreased** by 0.07% from last week's price but **increased** by 17.53% from last year's record.
- Retail price at P18.18/kg **rose** by 0.28% and 12.99% from prices of last week and last year, respectively.



## F. Wholesale and Retail Prices of Corngrain, White

☀ **Price at wholesale posted a cut but price at retail registered a mark-up.**

- Wholesale price at P13.13/kg **dropped** by 2.74% from last week's P13.50/kg but **gained** by 13.29% from last year's P11.59/kg.
- Retail price at P17.94/kg posted **increments** of 5.10% and 15.44% compared to prices of last week and last year, respectively.



## Annex 1

### Comparative Weekly Farmgate, Wholesale and Retail Prices of Palay, Rice and Corn, Philippines

Month/Week	Palay (Dry)				Well Milled Rice (WMR)							
	Farmgate Prices				Wholesale Prices				Retail Prices			
	2007	2008	% Change		2007	2008	% Change		2007	2008	% Change	
(1)	(2)	(3)	(3)/(2)	(weekly)	(6)	(7)	(7)/(6)	(weekly)	(10)	(11)	(11)/(10)	(weekly)
June Wk 1	11.84	17.41	33.01	-0.11	22.32	34.36	38.84	-0.54	24.31	36.76	36.99	0.27
Wk 2	11.90	18.26	53.45	4.88	22.36	35.61	59.26	3.64	24.35	38.09	56.43	3.62
Wk 3	11.90	18.66	56.81	2.19	22.44	36.61	63.15	2.81	24.40	38.95	59.63	2.26
Wk 4	11.95	18.41	54.06	-1.34	22.46	36.61	63.00	0.00	24.39	39.01	59.94	0.15
Wk 5	12.02	18.32	52.41	-0.49	22.49	36.51	62.34	-0.27	24.43	39.22	60.54	0.54
July Wk 1	12.07	18.07	49.71	-1.36	22.52	36.67	62.83	0.44	24.52	39.67	61.79	1.15
Wk 2	12.04	17.44	44.85	-3.49	22.70	36.02	58.68	-1.77	24.67	39.07	58.37	-1.51
Wk 3	12.10	16.95	40.08	-2.81	22.81	35.06	53.70	-2.67	24.74	38.40	55.21	-1.71

Month/Week	Regular Milled Rice (RMR)							
	Wholesale Prices				Retail Prices			
	2007	2008	% Change		2007	2008	% Change	
(1)	(2)	(3)	(3)/(2)	(weekly)	(6)	(7)	(7)/(6)	(weekly)
June Wk 1	20.51	32.62	40.99	-1.28	22.11	34.17	40.07	0.27
Wk 2	20.52	33.81	64.77	3.65	22.12	35.51	60.53	3.92
Wk 3	20.58	34.55	67.88	2.19	22.19	36.60	64.94	3.07
Wk 4	20.58	34.55	67.88	0.00	22.18	36.33	63.80	-0.74
Wk 5	20.59	34.39	67.02	-0.46	22.16	36.37	64.12	0.11
July Wk 1	20.72	34.50	66.51	0.32	22.36	36.72	64.22	0.96
Wk 2	20.77	33.61	61.82	-2.58	22.41	35.80	59.75	-2.51
Wk 3	20.87	32.41	55.29	-3.57	22.46	35.12	56.37	-1.90

Month/Week	Corngrain, Yellow											
	Farmgate Prices				Wholesale Prices				Retail Prices			
	2007	2008	% Change		2007	2008	% Change		2007	2008	% Change	
(1)	(2)	(3)	(3)/(2)	(weekly)	(6)	(7)	(7)/(6)	(weekly)	(10)	(11)	(11)/(10)	(weekly)
June Wk 1	10.63	10.80	1.03	-1.01	11.84	13.27	11.80	-0.28	15.70	17.76	12.15	-0.98
Wk 2	10.58	10.86	2.65	0.56	11.80	13.44	13.90	1.28	15.73	17.83	13.35	0.39
Wk 3	10.47	11.03	5.35	1.57	11.76	13.70	16.50	1.93	15.76	17.76	12.69	-0.39
Wk 4	10.27	11.12	8.28	0.82	11.63	13.44	15.56	-1.90	15.68	17.77	13.33	0.06
Wk 5	10.27	11.11	8.18	-0.09	11.61	13.27	14.30	-1.26	15.58	17.94	15.15	0.96
July Wk 1	10.29	10.91	6.03	-1.80	11.55	13.36	15.67	0.68	15.92	18.11	13.76	0.95
Wk 2	10.23	10.83	5.87	-0.73	11.44	13.42	17.31	0.45	15.93	18.13	13.81	0.11
Wk 3	10.17	10.56	3.83	-2.49	11.41	13.41	17.53	-0.07	16.09	18.18	12.99	0.28

Month/Week	Corngrain, White											
	Farmgate Prices				Wholesale Prices				Retail Prices			
	2007	2008	% Change		2007	2008	% Change		2007	2008	% Change	
(1)	(2)	(3)	(3)/(2)	(weekly)	(6)	(7)	(7)/(6)	(weekly)	(10)	(11)	(11)/(10)	(weekly)
June Wk 1	11.71	14.35	17.50	-0.37	12.34	14.45	15.05	-3.01	15.61	16.69	6.13	-0.74
Wk 2	11.64	15.00	28.87	4.53	12.32	14.80	20.13	2.42	15.76	17.12	8.63	2.58
Wk 3	11.45	15.54	35.72	3.60	12.29	15.91	29.45	7.50	15.71	17.52	11.52	2.34
Wk 4	11.16	15.97	43.10	2.77	11.98	15.94	33.06	0.19	15.67	18.52	18.19	5.71
Wk 5	11.01	14.94	35.69	-6.45	11.65	15.07	29.36	-5.46	15.75	18.07	14.73	-2.43
July Wk 1	10.81	13.89	28.49	-7.03	11.58	15.22	31.42	0.99	15.81	19.03	20.37	5.32
Wk 2	10.71	12.97	21.10	-6.63	11.57	13.50	16.68	-11.29	15.58	17.07	9.56	-10.31
Wk 3	10.53	12.32	17.00	-5.01	11.59	13.13	13.29	-2.74	15.54	17.94	15.44	5.10