

UPDATES on PALAY, RICE & CORN PRICES

Volume 2

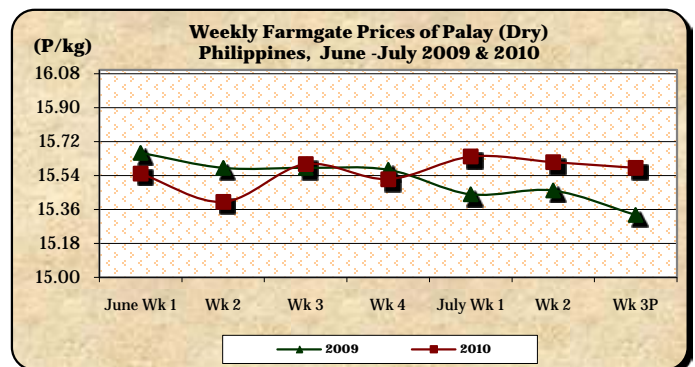
No. 29

July 14-20, 2010

A. Farmgate Price of Palay

* Farmgate price continued to decrease.

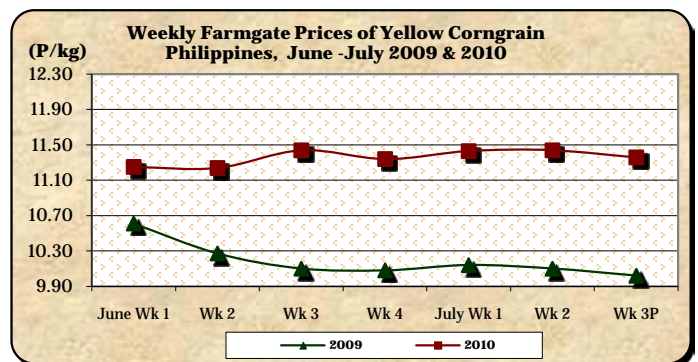
- The average price of P15.58/kg was 0.19% **below** last week's quotation but was 1.63% **above** last year's level.



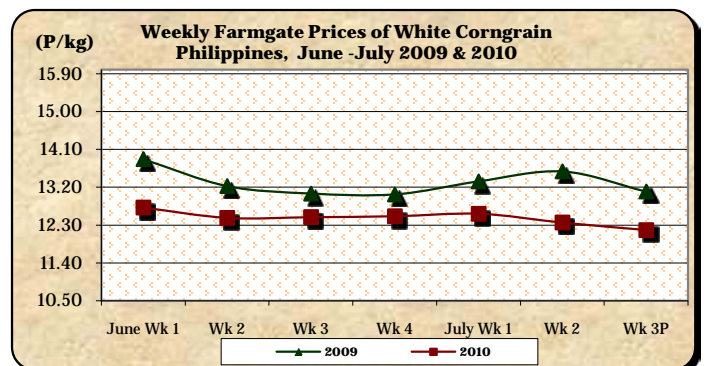
B. Farmgate Prices of Corngrain, Yellow and White

* Both yellow and white corngrains posted price reductions.

- Yellow corngrain price at P11.36/kg was 0.70% **lower** than last week's P11.44/kg but was 13.37% **higher** than last year's P10.02/kg.



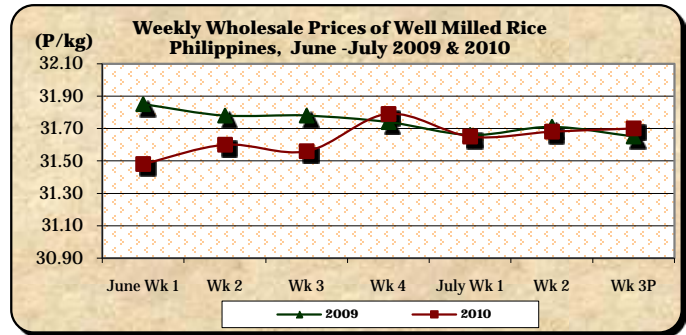
- White corngrain price at P12.18/kg **dropped** by 1.46% and 7.02% from prices of last week and last year, respectively.



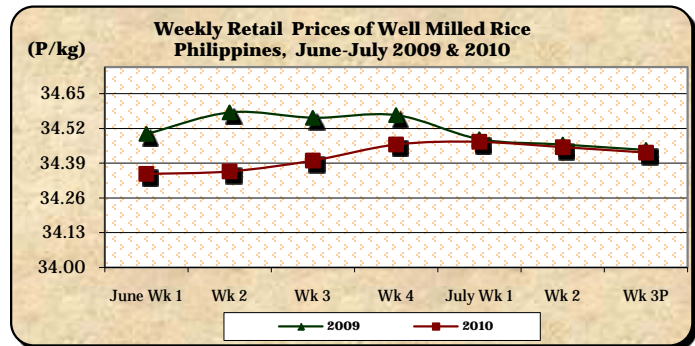
C. Wholesale and Retail Prices of Well Milled Rice (WMR)

* Price at wholesale inched up but that at retail went down.

- At wholesale, the average price of P31.70/kg was **up** by 0.06% from last week's price and by 0.16% from 2009 level.



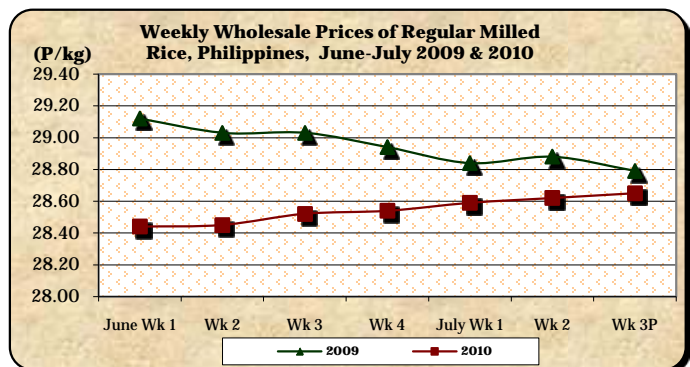
- At retail, the average price of P34.43/kg **slid** by 0.06% and 0.03% from last week's and last year's prices, respectively.



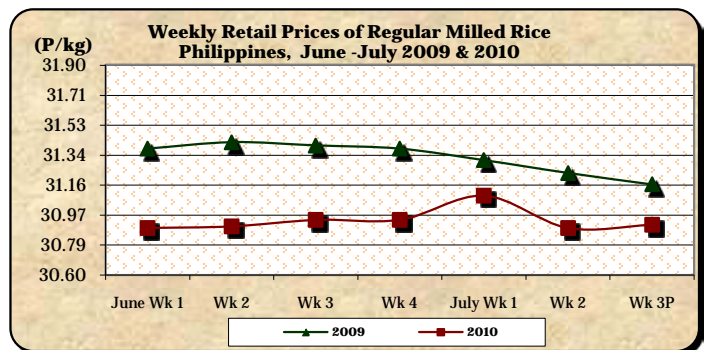
D. Wholesale and Retail Prices of Regular Milled Rice (RMR)

* Prices at both wholesale and retail levels went up.

- The average wholesale price of P28.65/kg registered a 0.10% **mark-up** from last week's P28.62/kg but posted a 0.49% **cut** from last year's P28.79/kg.



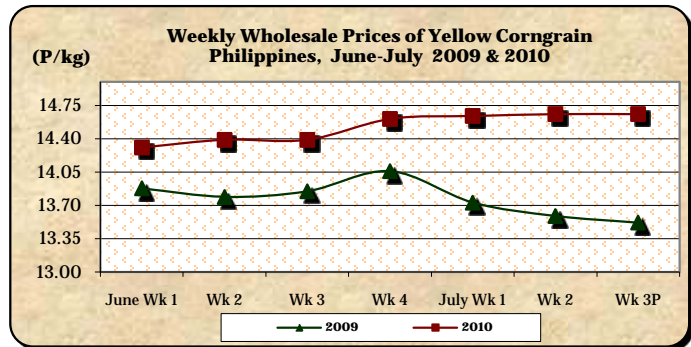
- The average retail price of P30.91/kg indicated a 0.06% **increment** from last week's price but recorded a 0.80% **decrement** relative to last year's level.



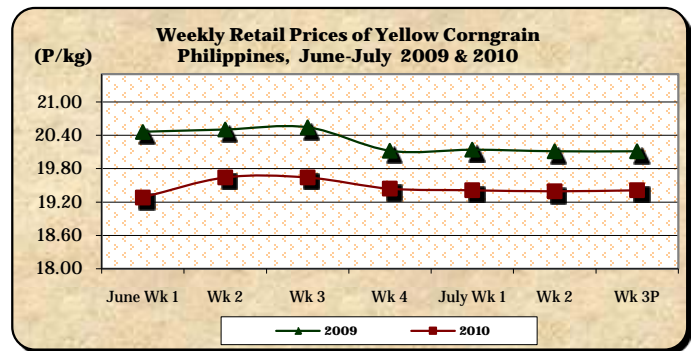
E. Wholesale and Retail Prices of Corngrain, Yellow

* Wholesale price remained at last week's level while retail price increased.

- At wholesale, last week's average price of P14.66/kg stayed. Compared to 2009 level, this was **higher** by 8.43%.



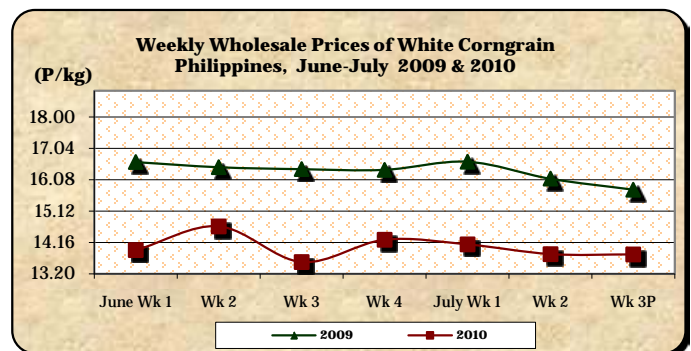
- At retail, the average price of P19.41/kg **rose** by 0.10% from last week's P19.39/kg but **fell** by 3.48% from last year's P20.11/kg.



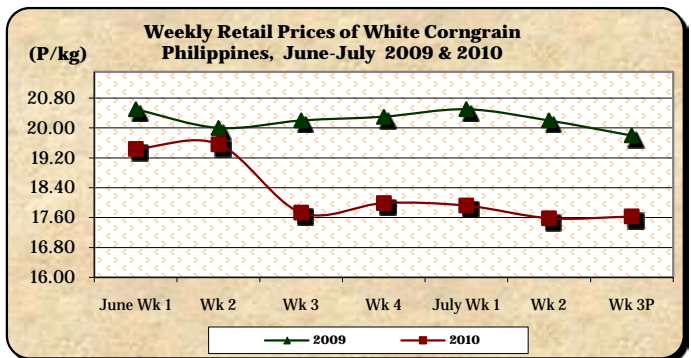
F. Wholesale and Retail Prices of Corngrain, White

* Wholesale price continued to drop but retail price went up.

- The average wholesale price of P13.79/kg recorded **cuts** of 0.07% and 12.56% relative to last week's and last year's prices, respectively.



- The average retail price of P17.63/kg was 0.28% **above** last week's price but was **below** last year's level by 10.96%.



Annex 1

Comparative Weekly Farmgate, Wholesale and Retail Prices of Palay, Rice and Corn, Philippines

| Month/Week | Palay (Dry) | | | | Well Milled Rice (WMR) | | | | | | | |
|------------|-----------------|-------|----------|----------|------------------------|-------|----------|----------|---------------|-------|-----------|----------|
| | Farmgate Prices | | | | Wholesale Prices | | | | Retail Prices | | | |
| | 2009 | 2010 | % Change | | 2009 | 2010 | % Change | | 2009 | 2010 | % Change | |
| (1) | (2) | (3) | (3)/(2) | (weekly) | (6) | (7) | (7)/(6) | (weekly) | (10) | (11) | (11)/(10) | (weekly) |
| June Wk 1 | 15.66 | 15.55 | -0.70 | 0.84 | 31.85 | 31.48 | -1.16 | 0.22 | 34.50 | 34.35 | -0.43 | 0.17 |
| Wk 2 | 15.58 | 15.40 | -1.16 | -0.96 | 31.78 | 31.60 | -0.57 | 0.38 | 34.58 | 34.36 | -0.64 | 0.03 |
| Wk 3 | 15.58 | 15.60 | 0.13 | 1.30 | 31.78 | 31.56 | -0.69 | -0.13 | 34.56 | 34.40 | -0.46 | 0.12 |
| Wk 4 | 15.57 | 15.52 | -0.32 | -0.51 | 31.74 | 31.79 | 0.16 | 0.73 | 34.57 | 34.46 | -0.32 | 0.17 |
| July Wk 1 | 15.44 | 15.64 | 1.30 | 0.77 | 31.66 | 31.65 | -0.03 | -0.44 | 34.48 | 34.47 | -0.03 | 0.03 |
| Wk 2 | 15.46 | 15.61 | 0.97 | -0.19 | 31.71 | 31.68 | -0.09 | 0.09 | 34.46 | 34.45 | -0.03 | -0.06 |
| Wk 3P | 15.33 | 15.58 | 1.63 | -0.19 | 31.65 | 31.70 | 0.16 | 0.06 | 34.44 | 34.43 | -0.03 | -0.06 |

| Month/Week | Regular Milled Rice (RMR) | | | | | | | |
|------------|---------------------------|-------|----------|----------|---------------|-------|----------|----------|
| | Wholesale Prices | | | | Retail Prices | | | |
| | 2009 | 2010 | % Change | | 2009 | 2010 | % Change | |
| (1) | (2) | (3) | (3)/(2) | (weekly) | (6) | (7) | (7)/(6) | (weekly) |
| June Wk 1 | 29.12 | 28.44 | -2.34 | 0.42 | 31.38 | 30.89 | -1.56 | 0.16 |
| Wk 2 | 29.03 | 28.45 | -2.00 | 0.04 | 31.42 | 30.90 | -1.65 | 0.03 |
| Wk 3 | 29.03 | 28.52 | -1.76 | 0.25 | 31.40 | 30.94 | -1.46 | 0.13 |
| Wk 4 | 28.94 | 28.54 | -1.38 | 0.07 | 31.38 | 30.94 | -1.40 | 0.00 |
| July Wk 1 | 28.84 | 28.59 | -0.87 | 0.18 | 31.31 | 31.09 | -0.70 | 0.48 |
| Wk 2 | 28.88 | 28.62 | -0.90 | 0.10 | 31.23 | 30.89 | -1.09 | -0.64 |
| Wk 3P | 28.79 | 28.65 | -0.49 | 0.10 | 31.16 | 30.91 | -0.80 | 0.06 |

| Month/Week | Corngrain, Yellow | | | | | | | | | | | |
|------------|-------------------|-------|----------|----------|------------------|-------|----------|----------|---------------|-------|-----------|----------|
| | Farmgate Prices | | | | Wholesale Prices | | | | Retail Prices | | | |
| | 2009 | 2010 | % Change | | 2009 | 2010 | % Change | | 2009 | 2010 | % Change | |
| (1) | (2) | (3) | (3)/(2) | (weekly) | (6) | (7) | (7)/(6) | (weekly) | (10) | (11) | (11)/(10) | (weekly) |
| June Wk 1 | 10.61 | 11.25 | 6.03 | 1.17 | 13.88 | 14.31 | 3.10 | -0.69 | 20.46 | 19.28 | -5.77 | -0.31 |
| Wk 2 | 10.27 | 11.24 | 9.44 | -0.09 | 13.79 | 14.39 | 4.35 | 0.56 | 20.50 | 19.64 | -4.20 | 1.87 |
| Wk 3 | 10.10 | 11.44 | 13.27 | 1.78 | 13.85 | 14.39 | 3.90 | 0.00 | 20.54 | 19.64 | -4.38 | 0.00 |
| Wk 4 | 10.08 | 11.34 | 12.50 | -0.87 | 14.06 | 14.61 | 3.91 | 1.53 | 20.12 | 19.44 | -3.38 | -1.02 |
| July Wk 1 | 10.14 | 11.43 | 12.72 | 0.79 | 13.73 | 14.64 | 6.63 | 0.21 | 20.14 | 19.41 | -3.62 | -0.15 |
| Wk 2 | 10.10 | 11.44 | 13.27 | 0.09 | 13.59 | 14.66 | 7.87 | 0.14 | 20.11 | 19.39 | -3.58 | -0.10 |
| Wk 3P | 10.02 | 11.36 | 13.37 | -0.70 | 13.52 | 14.66 | 8.43 | 0.00 | 20.11 | 19.41 | -3.48 | 0.10 |

| Month/Week | Corngrain, White | | | | | | | | | | | |
|------------|------------------|-------|----------|----------|------------------|-------|----------|----------|---------------|-------|-----------|----------|
| | Farmgate Prices | | | | Wholesale Prices | | | | Retail Prices | | | |
| | 2009 | 2010 | % Change | | 2009 | 2010 | % Change | | 2009 | 2010 | % Change | |
| (1) | (2) | (3) | (3)/(2) | (weekly) | (6) | (7) | (7)/(6) | (weekly) | (10) | (11) | (11)/(10) | (weekly) |
| June Wk 1 | 13.87 | 12.72 | -8.29 | 0.47 | 16.62 | 13.92 | -16.25 | -1.83 | 20.50 | 19.44 | -5.17 | -0.77 |
| Wk 2 | 13.23 | 12.47 | -5.74 | -1.97 | 16.46 | 14.65 | -11.00 | 5.24 | 20.00 | 19.56 | -2.20 | 0.62 |
| Wk 3 | 13.05 | 12.49 | -4.29 | 0.16 | 16.40 | 13.56 | -17.32 | -7.44 | 20.20 | 17.73 | -12.23 | -9.36 |
| Wk 4 | 13.03 | 12.51 | -3.99 | 0.16 | 16.38 | 14.24 | -13.06 | 5.01 | 20.30 | 17.99 | -11.38 | 1.47 |
| July Wk 1 | 13.34 | 12.57 | -5.77 | 0.48 | 16.63 | 14.10 | -15.21 | -0.98 | 20.50 | 17.92 | -12.59 | -0.39 |
| Wk 2 | 13.58 | 12.36 | -8.98 | -1.67 | 16.11 | 13.80 | -14.34 | -2.13 | 20.20 | 17.58 | -12.97 | -1.90 |
| Wk 3P | 13.10 | 12.18 | -7.02 | -1.46 | 15.77 | 13.79 | -12.56 | -0.07 | 19.80 | 17.63 | -10.96 | 0.28 |

Note: R-revised; P-preliminary

