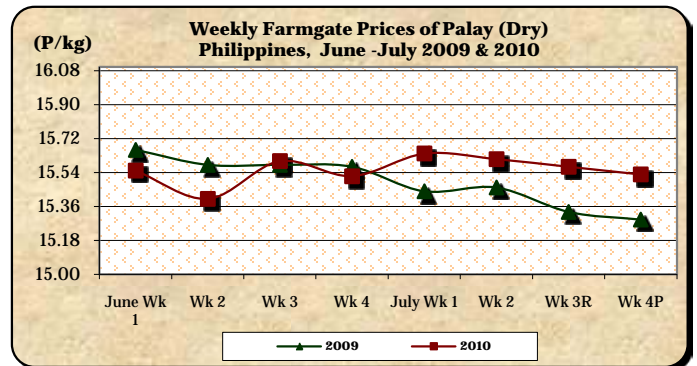


### A. Farmgate Price of Palay

\* Downtrend in prices was sustained.

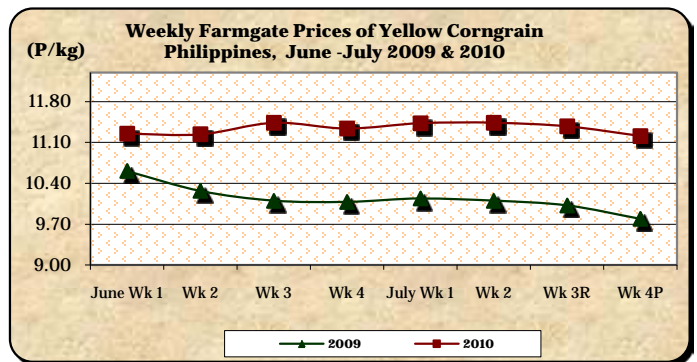
- The average price of P15.53/kg was 0.26% **lower** than last week's report but was 1.57% **higher** than last year's level.



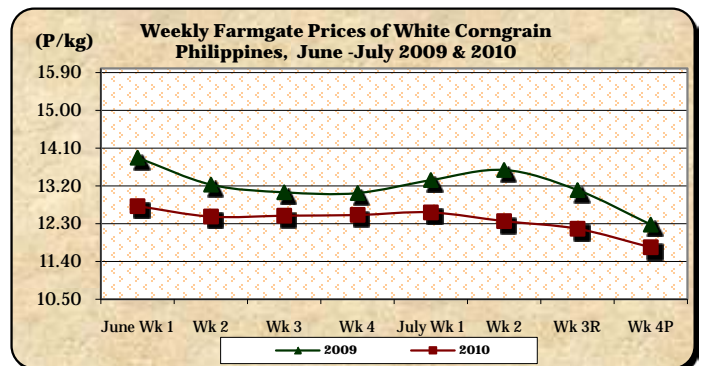
### B. Farmgate Prices of Corngrain, Yellow and White

\* Prices of both yellow and white corngrains continued to decline.

- Yellow corngrain price at P11.21/kg was 1.49% **below** last week's P11.38/kg but was 1.49% **above** last year's P9.79/kg.



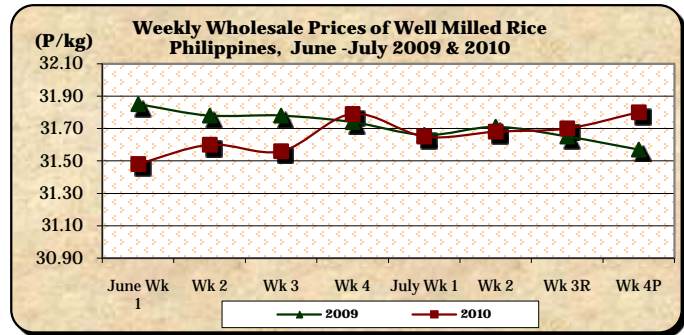
- White corngrain price at P11.74/kg slid by 3.61% and 4.40% from prices of last week and last year, respectively.



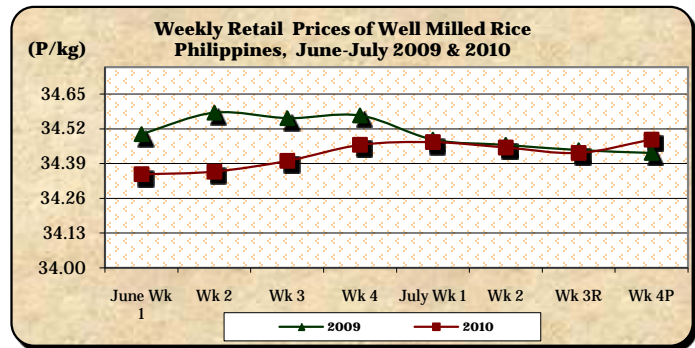
**C. Wholesale and Retail Prices of Well Milled Rice (WMR)**

\* Price increases were noted at both wholesale and retail levels.

- At wholesale, the average price of P31.80/kg **rose** by 0.32% and 0.73% relative to prices of last week and last year, respectively.



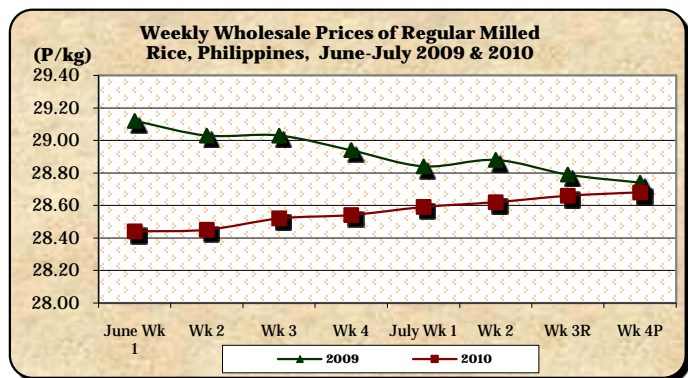
- At retail, the average price of P34.48/kg was **up** by 0.15% from prices of last week and last year.



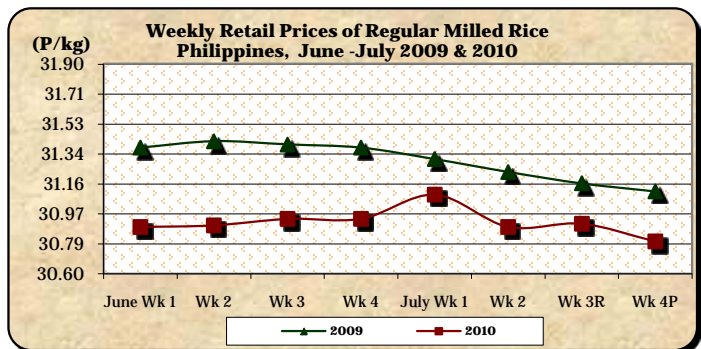
**D. Wholesale and Retail Prices of Regular Milled Rice (RMR)**

\* Price at wholesale increased but that at retail decreased.

- The average wholesale price of P28.68/kg registered a 0.07% **mark-up** from last week's P28.66/kg but posted a 0.21% **cut** from last year's P28.74/kg.



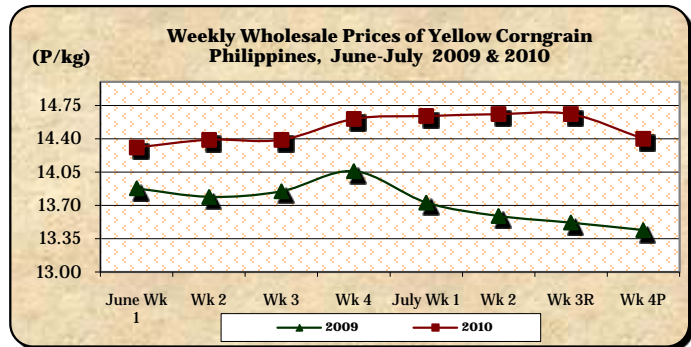
- The average retail price of P30.80/kg indicated **decrements** of 0.36% and 1.00% relative to price quotations of last week and last year, respectively.



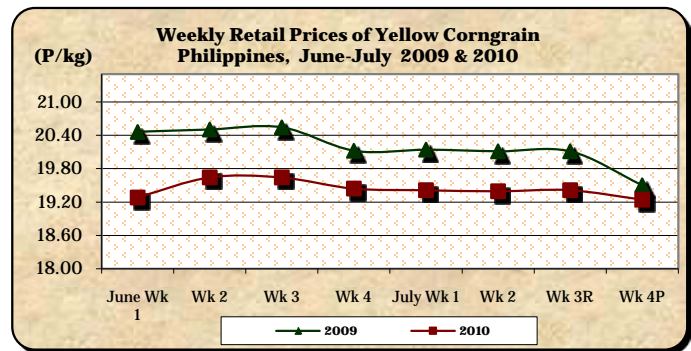
**E. Wholesale and Retail Prices of Corngrain, Yellow**

\* Both wholesale and retail prices dropped this week.

- At wholesale, last week's average price of P14.40/kg **decreased** by 1.77% from last week's level but **increased** by 7.14% from that of 2009.



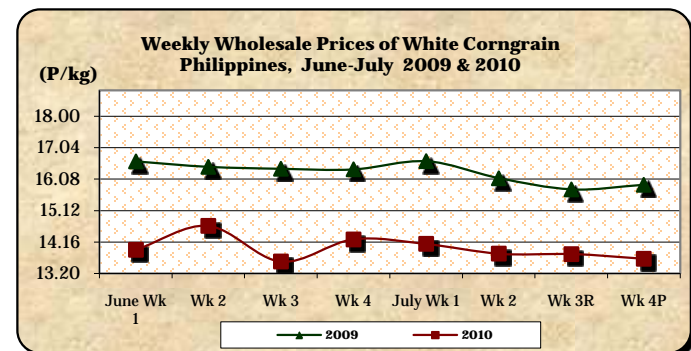
- At retail, the average price of P19.24/kg **slid** by 0.88% from last week's P19.41/kg and by 1.33% from last year's P19.50/kg.



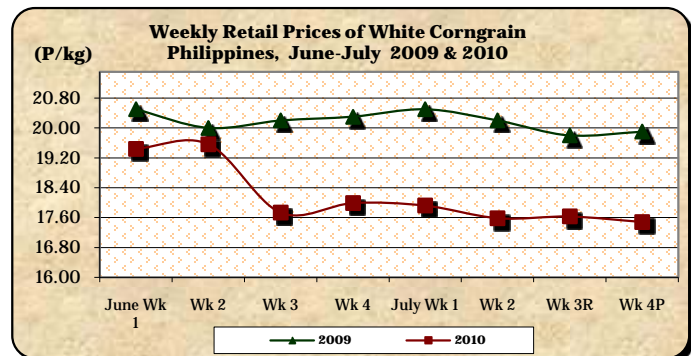
**F. Wholesale and Retail Prices of Corngrain, White**

\* Price reductions were noted at both wholesale and retail levels.

- The average wholesale price of P13.65/kg **fell** by 1.02% and 14.20% relative to last week's and last year's prices, respectively.



- The average retail price of P17.48/kg registered **cuts** of 0.85% from last week's price and 12.16% relative to last year's record.



Annex 1

Comparative Weekly Farmgate, Wholesale and Retail Prices of Palay, Rice and Corn, Philippines

Month/Week	Palay (Dry)				Well Milled Rice (WMR)							
	Farmgate Prices				Wholesale Prices				Retail Prices			
	2009	2010	% Change		2009	2010	% Change		2009	2010	% Change	
(1)	(2)	(3)	(3)/(2)	(weekly)	(6)	(7)	(7)/(6)	(weekly)	(10)	(11)	(11)/(10)	(weekly)
June Wk 1	15.66	15.55	-0.70	0.84	31.85	31.48	-1.16	0.22	34.50	34.35	-0.43	0.17
Wk 2	15.58	15.40	-1.16	-0.96	31.78	31.60	-0.57	0.38	34.58	34.36	-0.64	0.03
Wk 3	15.58	15.60	0.13	1.30	31.78	31.56	-0.69	-0.13	34.56	34.40	-0.46	0.12
Wk 4	15.57	15.52	-0.32	-0.51	31.74	31.79	0.16	0.73	34.57	34.46	-0.32	0.17
July Wk 1	15.44	15.64	1.30	0.77	31.66	31.65	-0.03	-0.44	34.48	34.47	-0.03	0.03
Wk 2	15.46	15.61	0.97	-0.19	31.71	31.68	-0.09	0.09	34.46	34.45	-0.03	-0.06
Wk 3R	15.33	15.57	1.57	-0.26	31.65	31.70	0.16	0.06	34.44	34.43	-0.03	-0.06
Wk 4P	15.29	15.53	1.57	-0.26	31.57	31.80	0.73	0.32	34.43	34.48	0.15	0.15

Month/Week	Regular Milled Rice (RMR)							
	Wholesale Prices				Retail Prices			
	2009	2010	% Change		2009	2010	% Change	
(1)	(2)	(3)	(3)/(2)	(weekly)	(6)	(7)	(7)/(6)	(weekly)
June Wk 1	29.12	28.44	-2.34	0.42	31.38	30.89	-1.56	0.16
Wk 2	29.03	28.45	-2.00	0.04	31.42	30.90	-1.65	0.03
Wk 3	29.03	28.52	-1.76	0.25	31.40	30.94	-1.46	0.13
Wk 4	28.94	28.54	-1.38	0.07	31.38	30.94	-1.40	0.00
July Wk 1	28.84	28.59	-0.87	0.18	31.31	31.09	-0.70	0.48
Wk 2	28.88	28.62	-0.90	0.10	31.23	30.89	-1.09	-0.64
Wk 3R	28.79	28.66	-0.45	0.14	31.16	30.91	-0.80	0.06
Wk 4P	28.74	28.68	-0.21	0.07	31.11	30.80	-1.00	-0.36

Month/Week	Corngrain, Yellow											
	Farmgate Prices				Wholesale Prices				Retail Prices			
	2009	2010	% Change		2009	2010	% Change		2009	2010	% Change	
(1)	(2)	(3)	(3)/(2)	(weekly)	(6)	(7)	(7)/(6)	(weekly)	(10)	(11)	(11)/(10)	(weekly)
June Wk 1	10.61	11.25	6.03	1.17	13.88	14.31	3.10	-0.69	20.46	19.28	-5.77	-0.31
Wk 2	10.27	11.24	9.44	-0.09	13.79	14.39	4.35	0.56	20.50	19.64	-4.20	1.87
Wk 3	10.10	11.44	13.27	1.78	13.85	14.39	3.90	0.00	20.54	19.64	-4.38	0.00
Wk 4	10.08	11.34	12.50	-0.87	14.06	14.61	3.91	1.53	20.12	19.44	-3.38	-1.02
July Wk 1	10.14	11.43	12.72	0.79	13.73	14.64	6.63	0.21	20.14	19.41	-3.62	-0.15
Wk 2	10.10	11.44	13.27	0.09	13.59	14.66	7.87	0.14	20.11	19.39	-3.58	-0.10
Wk 3R	10.02	11.38	13.57	-0.52	13.52	14.66	8.43	0.00	20.11	19.41	-3.48	0.10
Wk 4P	9.79	11.21	14.50	-1.49	13.44	14.40	7.14	-1.77	19.50	19.24	-1.33	-0.88

Month/Week	Corngrain, White											
	Farmgate Prices				Wholesale Prices				Retail Prices			
	2009	2010	% Change		2009	2010	% Change		2009	2010	% Change	
(1)	(2)	(3)	(3)/(2)	(weekly)	(6)	(7)	(7)/(6)	(weekly)	(10)	(11)	(11)/(10)	(weekly)
June Wk 1	13.87	12.72	-8.29	0.47	16.62	13.92	-16.25	-1.83	20.50	19.44	-5.17	-0.77
Wk 2	13.23	12.47	-5.74	-1.97	16.46	14.65	-11.00	5.24	20.00	19.56	-2.20	0.62
Wk 3	13.05	12.49	-4.29	0.16	16.40	13.56	-17.32	-7.44	20.20	17.73	-12.23	-9.36
Wk 4	13.03	12.51	-3.99	0.16	16.38	14.24	-13.06	5.01	20.30	17.99	-11.38	1.47
July Wk 1	13.34	12.57	-5.77	0.48	16.63	14.10	-15.21	-0.98	20.50	17.92	-12.59	-0.39
Wk 2	13.58	12.36	-8.98	-1.67	16.11	13.80	-14.34	-2.13	20.20	17.58	-12.97	-1.90
Wk 3R	13.10	12.18	-7.02	-1.46	15.77	13.79	-12.56	-0.07	19.80	17.63	-10.96	0.28
Wk 4P	12.28	11.74	-4.40	-3.61	15.91	13.65	-14.20	-1.02	19.90	17.48	-12.16	-0.85

Note: R-revised; P-preliminary

