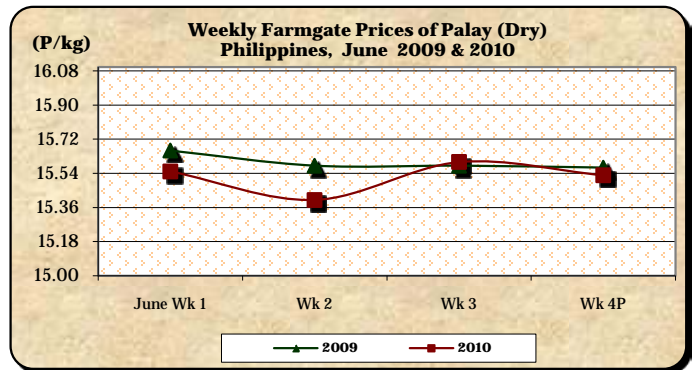


A. Farmgate Price of Palay

* Weekly price fluctuations were noted at farmgate level.

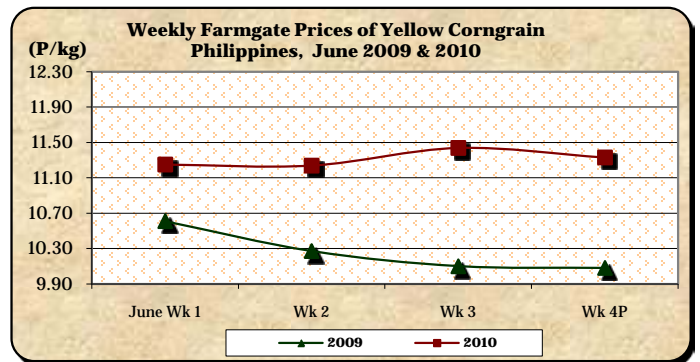
- The average price of P15.50/kg was **up** by 1.04% from last month's price but was **down** by 0.83% relative to last year's quotation.



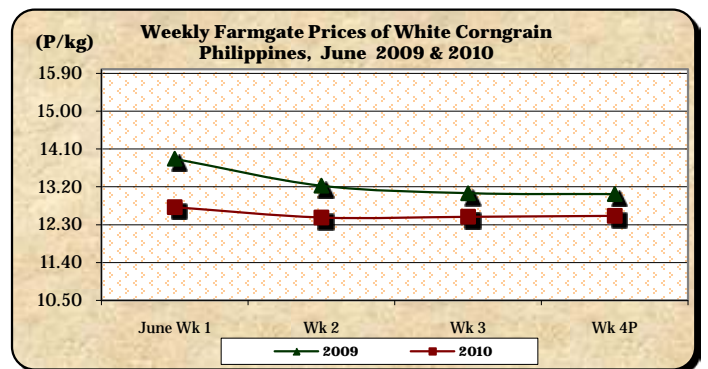
B. Farmgate Prices of Corngrain, Yellow and White

* Yellow corngrain prices manifested volatile behavior while those of white corngrain went up except on the 2nd week.

- Yellow corngrain price at P11.40/kg registered **increments** of 3.45% and 10.14% relative to prices of May 2010 and June 2009, respectively.



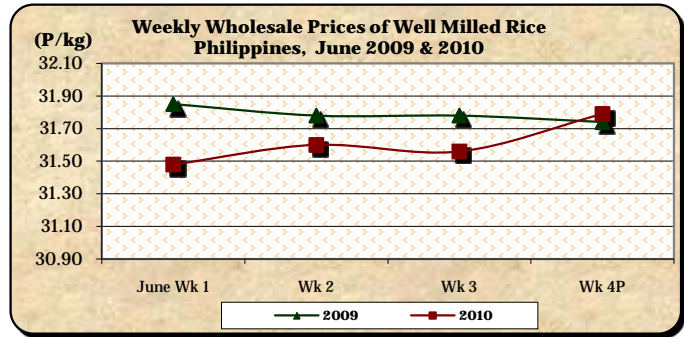
- White corngrain price at P12.62/kg **dropped** by 0.63% from last month's P12.70/kg and by 6.10% relative to last year's P13.44/kg.



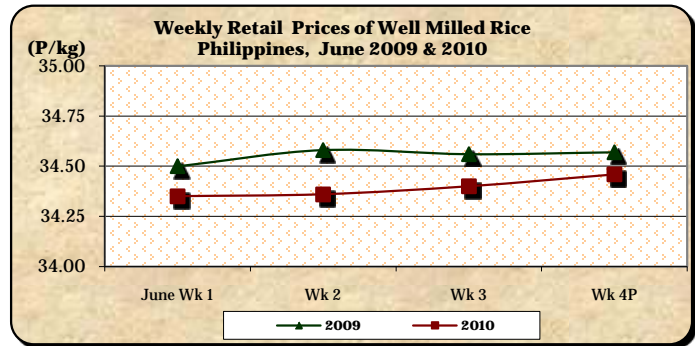
C. Wholesale and Retail Prices of Well Milled Rice (WMR)

* Wholesale prices continuously increased except on the 3rd week.

■ At wholesale, the average price of P31.60/kg was 0.70% **higher** than last month's report but was 0.60% **lower** than last year's record.



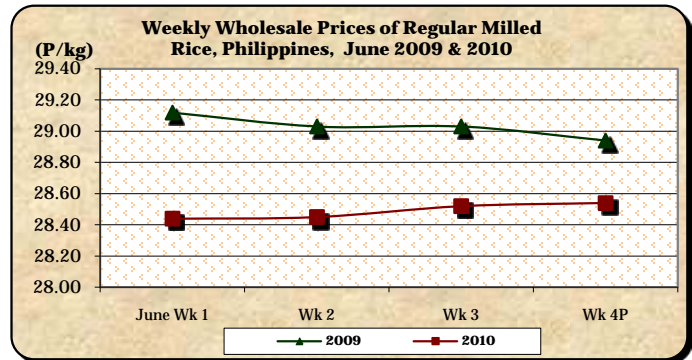
■ At retail, the average price of P34.40/kg was 0.23% **above** last month's P34.32/kg but was 0.43% **below** last year's P34.55/kg.



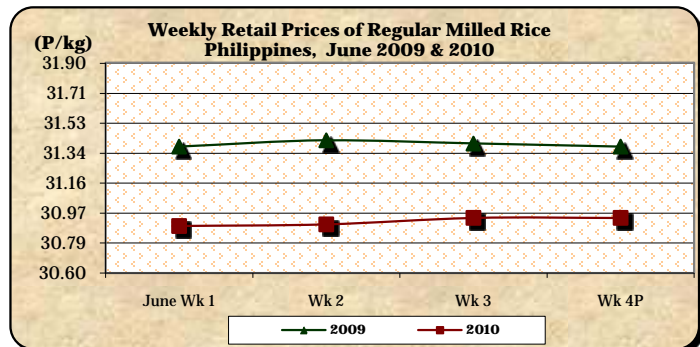
D. Wholesale and Retail Prices of Regular Milled Rice (RMR)

* Prices moved up weekly at wholesale level and on the first three (3) weeks at retail level. On the 4th week, no movement at retail level was noted.

■ The average wholesale price of P28.48/kg **rose** by 0.49% from last month's level but **fell** by 1.89% from that of last year.



■ The average retail price of P30.91/kg registered a 0.16% **increment** from May 2010 price but indicated a 1.56% **decrement** relative to June 2009 level.

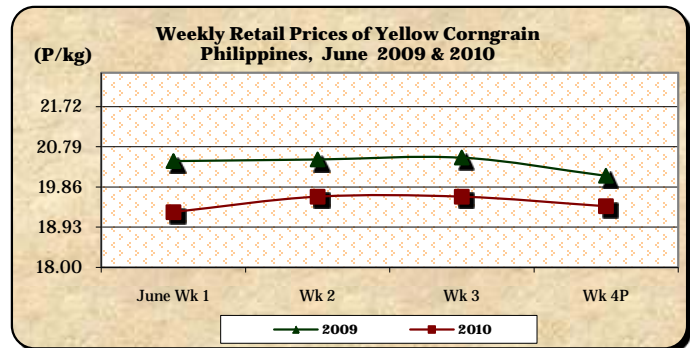
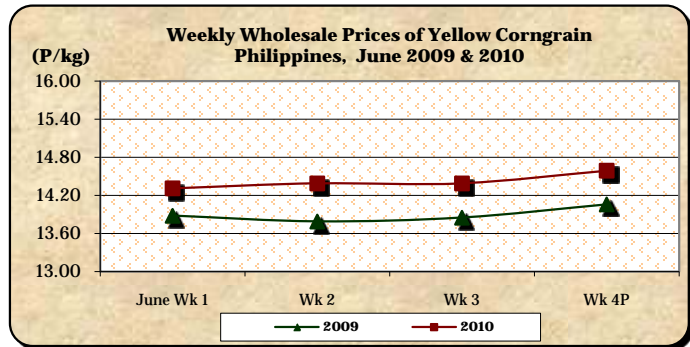


E. Wholesale and Retail Prices of Corngrain, Yellow

* Similar price patterns were noted at both wholesale and retail levels except on the 4th week, when wholesale price went up while retail price moved down.

▪ At wholesale, the average price of P14.45/kg indicated **mark-ups** of 0.63% from last month's price and 3.96% relative to last year's level.

▪ At retail, the average price of P19.59/kg posted **reductions** of 0.20% and 4.16% from prices of last month and last year, respectively.

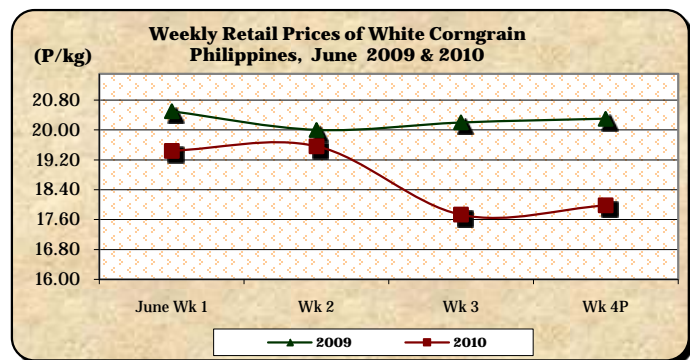
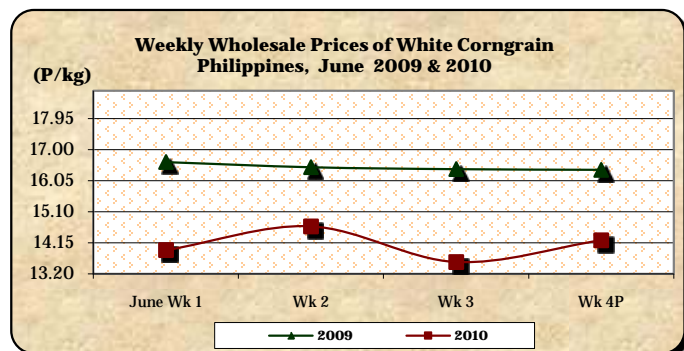


F. Wholesale and Retail Prices of Corngrain, White

* Prices at both wholesale and retail levels fluctuated throughout the month.

▪ The average wholesale price of P14.50/kg **increased** by 4.02% from last month's quotation but **decreased** by 10.60% relative to that of last year.

▪ The average retail price of P19.54/kg indicated **decrements** of 2.93% and 3.08% from prices of last month and last year, respectively.



Annex 1

Comparative Farmgate, Wholesale and Retail Prices of Palay, Rice and Corn,
Philippines for the month of June 2010

Month/Week	Palay, dry		Well Milled Rice (WMR)			
	Farmgate Prices		Wholesale Prices		Retail Prices	
	Price/kg	% Change	Price/kg	% Change	Price/kg	% Change
Wk 1	15.55	0.84	31.48	0.22	34.35	0.17
Wk 2	15.40	-0.96	31.60	0.38	34.36	0.03
Wk 3	15.60	1.30	31.56	-0.13	34.40	0.12
Wk 4P	15.53	-0.45	31.79	0.73	34.46	0.17
June 2010P	15.50	-	31.60	-	34.40	-
June 2009	15.63	-0.83	31.79	-0.60	34.55	-0.43
May 2010	15.34	1.04	31.38	0.70	34.32	0.23

Month/Week	Regular Milled Rice (RMR)			
	Wholesale Prices		Retail Prices	
	Price/kg	% Change	Price/kg	% Change
Wk 1	28.44	0.42	30.89	0.16
Wk 2	28.45	0.04	30.90	0.03
Wk 3	28.52	0.25	30.94	0.13
Wk 4P	28.54	0.07	30.94	0.00
June 2010P	28.48	-	30.91	-
June 2009	29.03	-1.89	31.40	-1.56
May 2010	28.34	0.49	30.86	0.16

Month/Week	Corngrain, Yellow					
	Farmgate Prices		Wholesale Prices		Retail Prices	
	Price/kg	% Change	Price/kg	% Change	Price/kg	% Change
Wk 1	11.25	1.17	14.31	-0.69	19.28	-0.31
Wk 2	11.24	-0.09	14.39	0.56	19.64	1.87
Wk 3	11.44	1.78	14.39	0.00	19.64	0.00
Wk 4P	11.33	-0.96	14.59	1.39	19.42	-1.12
June 2010P	11.40	-	14.45	-	19.59	-
June 2009	10.35	10.14	13.90	3.96	20.44	-4.16
May 2010	11.02	3.45	14.36	0.63	19.63	-0.20

Month/Week	Corngrain, White					
	Farmgate Prices		Wholesale Prices		Retail Prices	
	Price/kg	% Change	Price/kg	% Change	Price/kg	% Change
Wk 1	12.72	0.47	13.92	-1.83	19.44	-0.77
Wk 2	12.47	-1.97	14.65	5.24	19.56	0.62
Wk 3	12.49	0.16	13.56	-7.44	17.73	-9.36
Wk 4P	12.51	0.16	14.22	4.87	17.98	1.41
June 2010P	12.62	-	14.50	-	19.54	-
June 2009	13.44	-6.10	16.22	-10.60	20.16	-3.08
May 2010	12.70	-0.63	13.94	4.02	20.13	-2.93

Note: R-revised; P-preliminary

