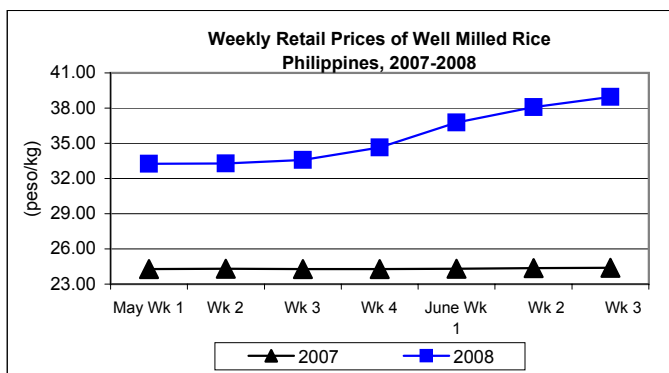
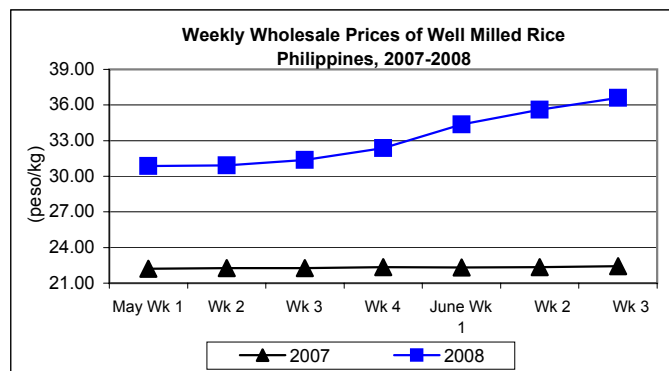


C. Wholesale and Retail Prices of Well Milled Rice (WMR)

☀ Both wholesale and retail prices increased but at slower rates than those of last week's records.

■ At wholesale, the average price of P36.61/kg was **higher** by 2.81% from last week's price and by 63.15% from the price posted in 2007.

■ At retail, the average price of P38.95/kg registered **increments** of 2.26% from last week's record and 59.63% from that of last year.

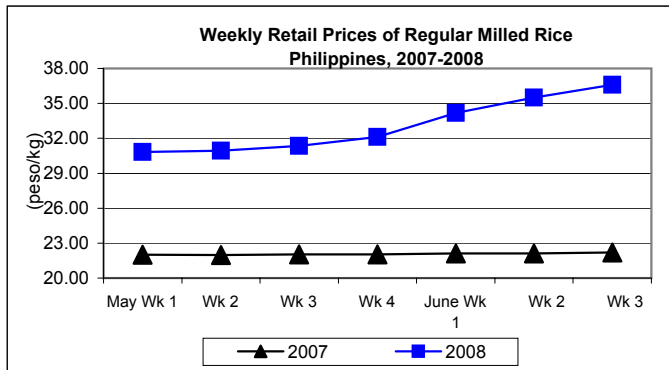
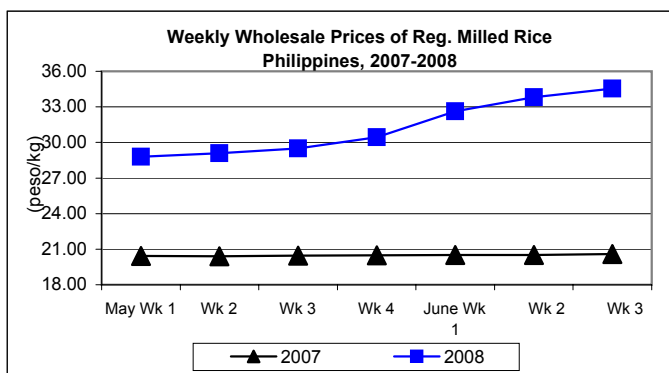


D. Wholesale and Retail Prices of Regular Milled Rice (RMR)

☀ Continuous price increases at both wholesale and retail levels were noted, although, rates of increases had softened.

■ Wholesale price averaged P34.55/kg and recorded **increases** of 2.19% and 67.88% from last week's and last year's levels, respectively.

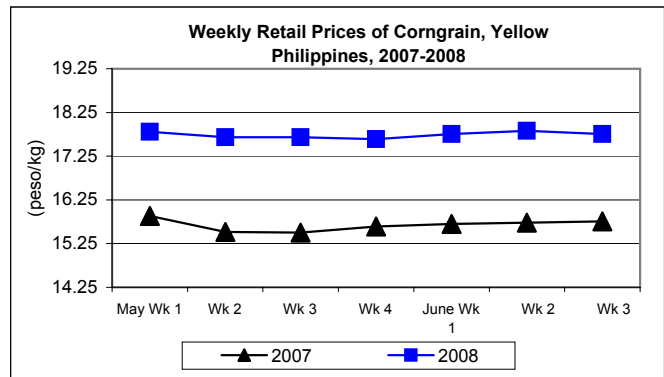
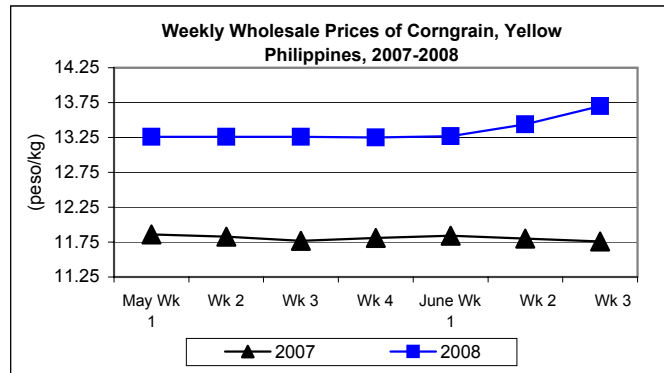
■ Retail price averaged P36.60/kg or 3.07% **above** last week's price of P35.51/kg and by 64.94% from last year's level of P22.19/kg.



E. Wholesale and Retail Prices of Corngrain, Yellow

✦ **Prices rose at wholesale but fell at retail.**

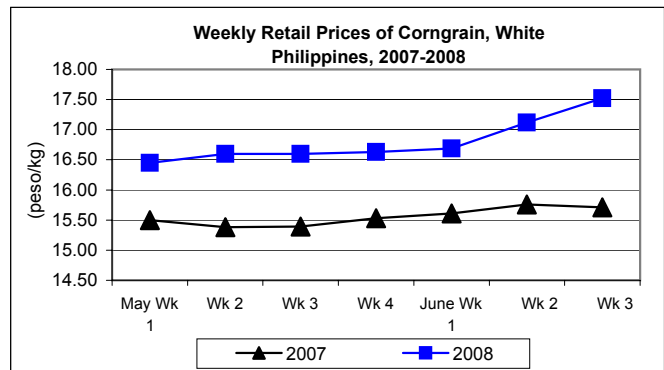
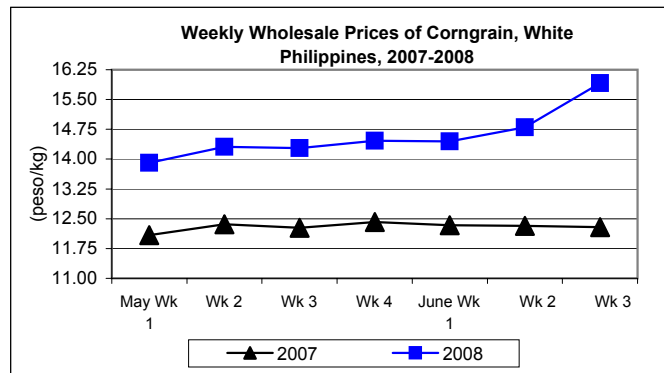
- Wholesale price of P13.70/kg posted **increments** of 1.93% from last week's price and 16.50% from last year's record.
- Retail price of P17.76/kg, registered a **drop** of 0.39% from last week's price. Relative to 2007 price, a **gain** of 12.69% was noted.



F. Wholesale and Retail Prices of Corngrain, White

✦ **Both wholesale and retail prices increased. Price at wholesale grew at a much faster rate compared to last week's record.**

- Wholesale price at P15.91/kg **rose** by 7.50% from last week's price and by 29.45% from last year's level.
- Retail price at P17.52/kg was **up** by 2.34% from last week's price and by 11.52% from 2007 quotation.



Annex 1

Comparative Weekly Farmgate, Wholesale and Retail Prices of Palay, Rice and Corn, Philippines

Month/Week	Palay (Dry)				Well Milled Rice (WMR)							
	Farmgate Prices				Wholesale Prices				Retail Prices			
	2007	2008	% Change		2007	2008	% Change		2007	2008	% Change	
(1)	(2)	(3)	(3)/(2)	(weekly)	(6)	(7)	(7)/(6)	(weekly)	(10)	(11)	(11)/(10)	(weekly)
May Wk 1	11.71	15.57	33.01	-0.11	22.22	30.85	38.84	-0.54	24.28	33.26	36.99	0.27
Wk 2	11.71	15.74	34.42	1.09	22.27	30.91	38.80	0.19	24.31	33.28	36.90	0.06
Wk 3	11.70	16.09	37.52	2.22	22.27	31.37	40.86	1.49	24.28	33.57	38.26	0.87
Wk 4	11.76	16.59	41.07	3.11	22.35	32.38	44.88	3.22	24.28	34.65	42.71	3.22
June Wk 1	11.84	17.41	47.04	4.94	22.32	34.36	53.94	6.11	24.31	36.76	51.21	6.09
Wk 2	11.90	18.26	53.45	4.88	22.36	35.61	59.26	3.64	24.35	38.09	56.43	3.62
Wk 3	11.90	18.63	56.55	2.03	22.44	36.61	63.15	2.81	24.40	38.95	59.63	2.26

Month/Week	Regular Milled Rice (RMR)							
	Wholesale Prices				Retail Prices			
	2007	2008	% Change		2007	2008	% Change	
(1)	(2)	(3)	(3)/(2)	(weekly)	(6)	(7)	(7)/(6)	(weekly)
May Wk 1	20.42	28.79	40.99	-1.28	22.01	30.83	40.07	0.27
Wk 2	20.40	29.09	42.60	1.04	21.97	30.93	40.78	0.32
Wk 3	20.45	29.50	44.25	1.41	22.02	31.34	42.33	1.33
Wk 4	20.48	30.44	48.63	3.19	22.04	32.12	45.74	2.49
June Wk 1	20.51	32.62	59.04	7.16	22.11	34.17	54.55	6.38
Wk 2	20.52	33.81	64.77	3.65	22.12	35.51	60.53	3.92
Wk 3	20.58	34.55	67.88	2.19	22.19	36.60	64.94	3.07

Month/Week	Corngrain, Yellow											
	Farmgate Prices				Wholesale Prices				Retail Prices			
	2007	2008	% Change		2007	2008	% Change		2007	2008	% Change	
(1)	(2)	(3)	(3)/(2)	(weekly)	(6)	(7)	(7)/(6)	(weekly)	(10)	(11)	(11)/(10)	(weekly)
May Wk 1	10.69	10.80	1.03	-1.01	11.86	13.26	11.80	-0.28	15.88	17.81	12.15	-0.98
Wk 2	10.60	10.73	1.23	-0.65	11.83	13.26	12.09	0.00	15.52	17.68	13.92	-0.73
Wk 3	10.63	10.74	1.03	0.09	11.77	13.26	12.66	0.00	15.50	17.68	14.06	0.00
Wk 4	10.61	10.73	1.13	-0.09	11.81	13.25	12.19	-0.08	15.64	17.64	12.79	-0.23
June Wk 1	10.63	10.80	1.60	0.65	11.84	13.27	12.08	0.15	15.70	17.76	13.12	0.68
Wk 2	10.58	10.86	2.65	0.56	11.80	13.44	13.90	1.28	15.73	17.83	13.35	0.39
Wk 3	10.47	11.03	5.35	1.57	11.76	13.70	16.50	1.93	15.76	17.76	12.69	-0.39

Month/Week	Corngrain, White											
	Farmgate Prices				Wholesale Prices				Retail Prices			
	2007	2008	% Change		2007	2008	% Change		2007	2008	% Change	
(1)	(2)	(3)	(3)/(2)	(weekly)	(6)	(7)	(7)/(6)	(weekly)	(10)	(11)	(11)/(10)	(weekly)
May Wk 1	11.60	13.63	17.50	-0.37	12.09	13.91	15.05	-3.01	15.50	16.45	6.13	-0.74
Wk 2	11.65	13.75	18.03	0.88	12.36	14.31	15.78	2.88	15.38	16.60	7.93	0.91
Wk 3	11.73	13.88	18.33	0.95	12.27	14.28	16.38	-0.21	15.39	16.60	7.86	0.00
Wk 4	11.83	14.09	19.10	1.51	12.42	14.46	16.43	1.26	15.53	16.63	7.08	0.18
June Wk 1	11.71	14.35	22.54	1.85	12.34	14.45	17.10	-0.07	15.61	16.69	6.92	0.36
Wk 2	11.64	15.00	28.87	4.53	12.32	14.80	20.13	2.42	15.76	17.12	8.63	2.58
Wk 3	11.45	15.54	35.72	3.60	12.29	15.91	29.45	7.50	15.71	17.52	11.52	2.34