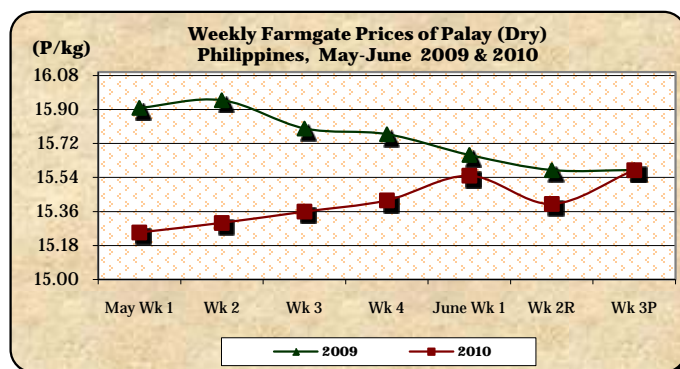


## A. Farmgate Price of Palay

\* Farmgate price recovered from last week's decline.

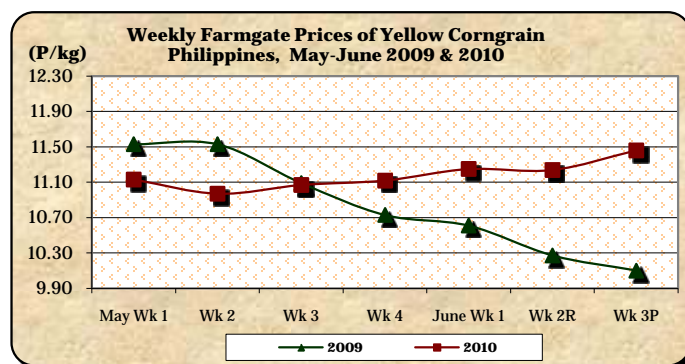
- The average price of P15.58/kg was **up** by 1.17% from last week's price. This was the same price recorded last year.



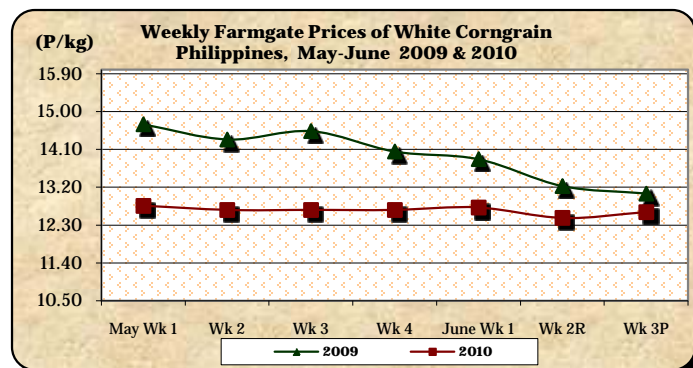
## B. Farmgate Prices of Corngrain, Yellow and White

\* Both yellow and white corngrain prices went up after the decreases last week.

- Yellow corngrain price at P11.46/kg posted **increments** of 1.96% and 13.47% relative to prices of last week and last year, respectively.



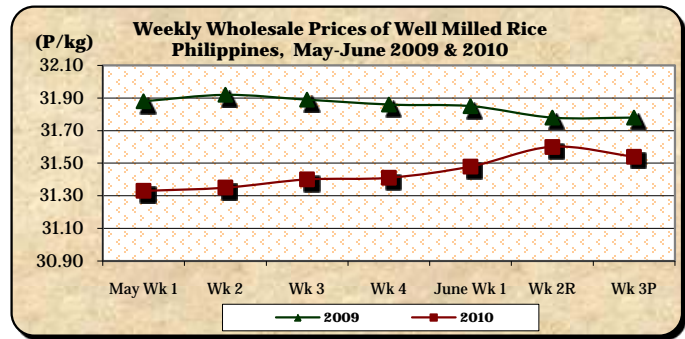
- White corngrain price at P12.61/kg was 1.12% **above** last week's P12.47/kg but was 3.37% **below** last year's P13.05/kg.



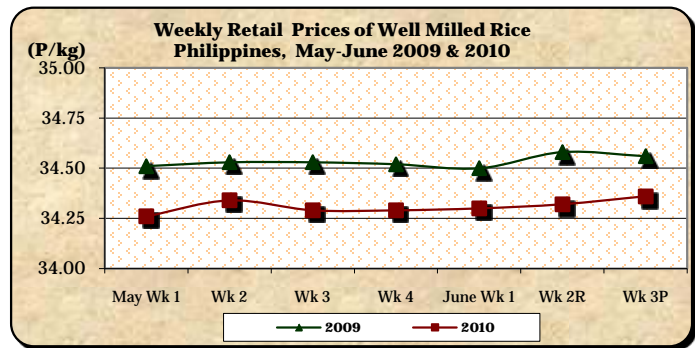
**C. Wholesale and Retail Prices of Well Milled Rice (WMR)**

\* Wholesale price dropped after a series of increases while retail price continued to go up.

■ At wholesale, the average price of P31.54/kg **slid** by 0.19% from last week's quotation and by 0.76% from that of last year.



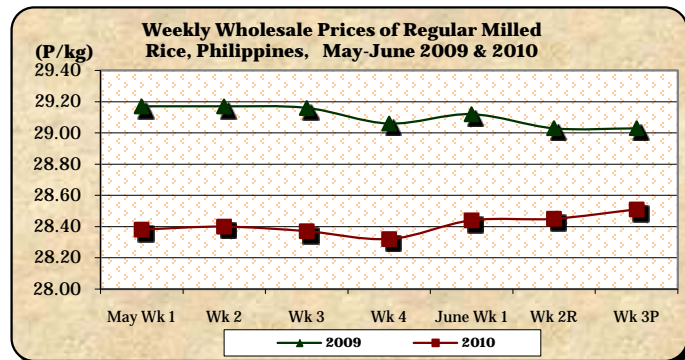
■ At retail, the average price of P34.36/kg was 0.12% **higher** than last week's price but was 0.58% **lower** than the 2009 level.



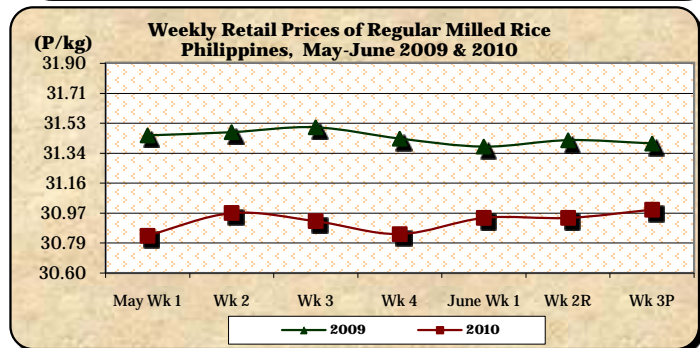
**D. Wholesale and Retail Prices of Regular Milled Rice (RMR)**

\* Upward price movements were noted at both wholesale and retail levels.

■ The average wholesale price of P28.51/kg indicated a 0.21% **mark-up** from last week's P28.45/kg but registered a 1.79% **cut** relative to last year's P29.03/kg.



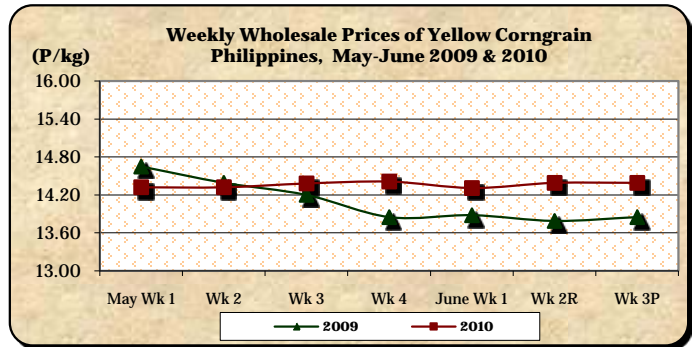
■ The average retail price of P30.99/kg **rose** by 0.16% from last week's price but **fell** by 1.31% from last year's level.



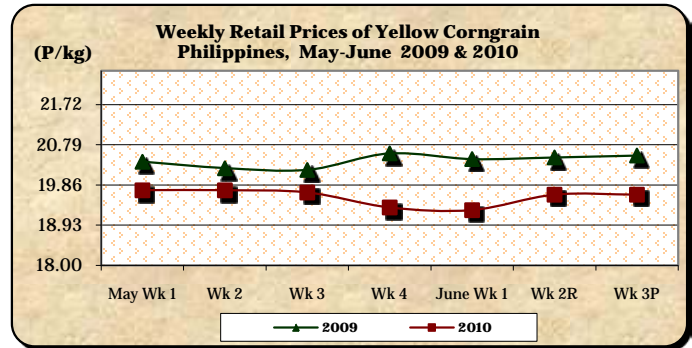
**E. Wholesale and Retail Prices of Corngrain, Yellow**

\* Wholesale and retail prices remained at last week's levels.

- At wholesale, last week's average price of P14.39/kg was **unchanged**. Compared to 2009 level, this was 3.90% **higher**.



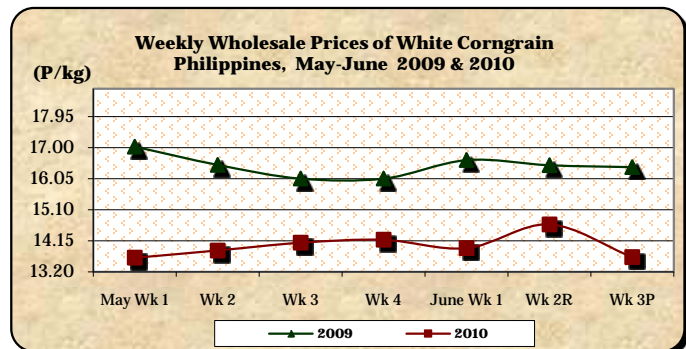
- At retail, the average price **remained** at last week's P19.64/kg. This was 4.38% **below** last year's level.



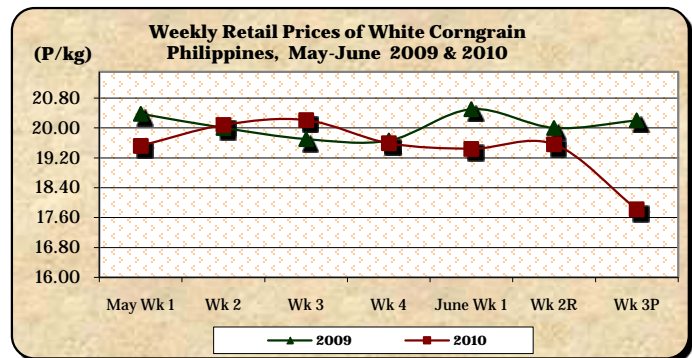
**F. Wholesale and Retail Prices of Corngrain, White**

\* Prices at both wholesale and retail levels fluctuated.

- The average wholesale price of P13.65/kg recorded **reductions** of 6.83% and 16.77% relative to prices of last week and last year, respectively.



- The average retail price of P17.82/kg indicated **cuts** of 8.90% from last week's P19.56/kg and 11.78% relative to last year's P20.20/kg.



## Annex 1

## Comparative Weekly Farmgate, Wholesale and Retail Prices of Palay, Rice and Corn, Philippines

Month/Week	Palay (Dry)				Well Milled Rice (WMR)							
	Farmgate Prices				Wholesale Prices				Retail Prices			
	2009	2010	% Change		2009	2010	% Change		2009	2010	% Change	
(1)	(2)	(3)	(3)/(2)	(weekly)	(6)	(7)	(7)/(6)	(weekly)	(10)	(11)	(11)/(10)	(weekly)
May Wk 1	15.91	15.25	-4.15	-0.39	31.88	31.33	-1.73	0.13	34.51	34.26	-0.72	0.00
Wk 2	15.95	15.30	-4.08	0.33	31.92	31.35	-1.79	0.06	34.53	34.34	-0.55	0.23
Wk 3	15.80	15.36	-2.78	0.39	31.89	31.40	-1.54	0.16	34.53	34.29	-0.70	-0.15
Wk 4	15.77	15.42	-2.22	0.39	31.86	31.41	-1.41	0.03	34.52	34.29	-0.67	0.00
June Wk 1	15.66	15.55	-0.70	0.84	31.85	31.48	-1.16	0.22	34.50	34.30	-0.58	0.03
Wk 2R	15.58	15.40	-1.16	-0.96	31.78	31.60	-0.57	0.38	34.58	34.32	-0.75	0.06
Wk 3P	15.58	15.58	0.00	1.17	31.78	31.54	-0.76	-0.19	34.56	34.36	-0.58	0.12

Month/Week	Regular Milled Rice (RMR)							
	Wholesale Prices				Retail Prices			
	2009	2010	% Change		2009	2010	% Change	
(1)	(2)	(3)	(3)/(2)	(weekly)	(6)	(7)	(7)/(6)	(weekly)
May Wk 1	29.17	28.38	-2.71	-0.56	31.45	30.83	-1.97	-0.64
Wk 2	29.17	28.40	-2.64	0.07	31.47	30.97	-1.59	0.45
Wk 3	29.16	28.37	-2.71	-0.11	31.50	30.92	-1.84	-0.16
Wk 4	29.06	28.32	-2.55	-0.18	31.43	30.84	-1.88	-0.26
June Wk 1	29.12	28.44	-2.34	0.42	31.38	30.94	-1.40	0.32
Wk 2R	29.03	28.45	-2.00	0.04	31.42	30.94	-1.53	0.00
Wk 3P	29.03	28.51	-1.79	0.21	31.40	30.99	-1.31	0.16

Month/Week	Corngrain, Yellow											
	Farmgate Prices				Wholesale Prices				Retail Prices			
	2009	2010	% Change		2009	2010	% Change		2009	2010	% Change	
(1)	(2)	(3)	(3)/(2)	(weekly)	(6)	(7)	(7)/(6)	(weekly)	(10)	(11)	(11)/(10)	(weekly)
May Wk 1	11.53	11.13	-3.47	0.18	14.65	14.32	-2.25	1.27	20.40	19.74	-3.24	1.44
Wk 2	11.53	10.97	-4.86	-1.44	14.39	14.32	-0.49	0.00	20.25	19.74	-2.52	0.00
Wk 3	11.09	11.07	-0.18	0.91	14.20	14.38	1.27	0.42	20.21	19.69	-2.57	-0.25
Wk 4	10.73	11.12	3.63	0.45	13.85	14.41	4.04	0.21	20.59	19.34	-6.07	-1.78
June Wk 1	10.61	11.25	6.03	1.17	13.88	14.31	3.10	-0.69	20.46	19.28	-5.77	-0.31
Wk 2R	10.27	11.24	9.44	-0.09	13.79	14.39	4.35	0.56	20.50	19.64	-4.20	1.87
Wk 3P	10.10	11.46	13.47	1.96	13.85	14.39	3.90	0.00	20.54	19.64	-4.38	0.00

Month/Week	Corngrain, White											
	Farmgate Prices				Wholesale Prices				Retail Prices			
	2009	2010	% Change		2009	2010	% Change		2009	2010	% Change	
(1)	(2)	(3)	(3)/(2)	(weekly)	(6)	(7)	(7)/(6)	(weekly)	(10)	(11)	(11)/(10)	(weekly)
May Wk 1	14.70	12.76	-13.20	0.79	17.03	13.63	-19.96	-8.09	20.38	19.52	-4.22	2.52
Wk 2	14.34	12.66	-11.72	-0.78	16.47	13.85	-15.91	1.61	20.00	20.08	0.40	2.87
Wk 3	14.54	12.66	-12.93	0.00	16.05	14.09	-12.21	1.73	19.70	20.21	2.59	0.65
Wk 4	14.05	12.66	-9.89	0.00	16.05	14.18	-11.65	0.64	19.66	19.59	-0.36	-3.07
June Wk 1	13.87	12.72	-8.29	0.47	16.62	13.92	-16.25	-1.83	20.50	19.44	-5.17	-0.77
Wk 2R	13.23	12.47	-5.74	-1.97	16.46	14.65	-11.00	5.24	20.00	19.56	-2.20	0.62
Wk 3P	13.05	12.61	-3.37	1.12	16.40	13.65	-16.77	-6.83	20.20	17.82	-11.78	-8.90

Note: R-revised; P-preliminary

