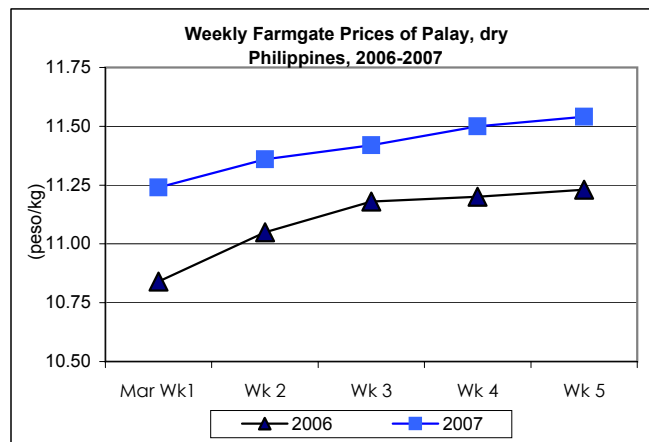




## Updates on Palay, Rice & Corn Prices, March 2007

### A. Farmgate Price of Palay

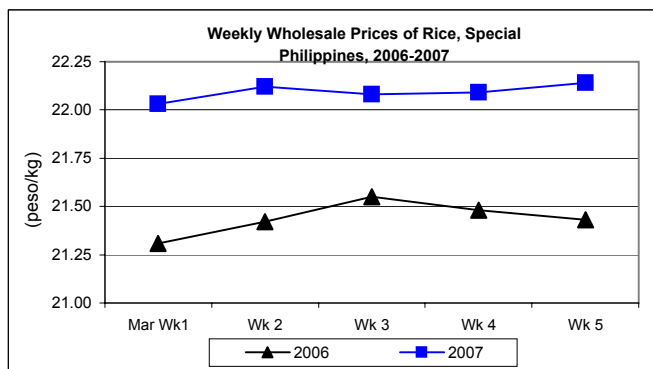
- ☀ Weekly palay prices were on the uptrend until the close of the month and these sustained the rise above last year's level.
- Monthly average price at P11.42/kg was **higher** by 4.67% compared to last month's P10.91/kg and **grew** by 3.82% from the quotation of 2006.



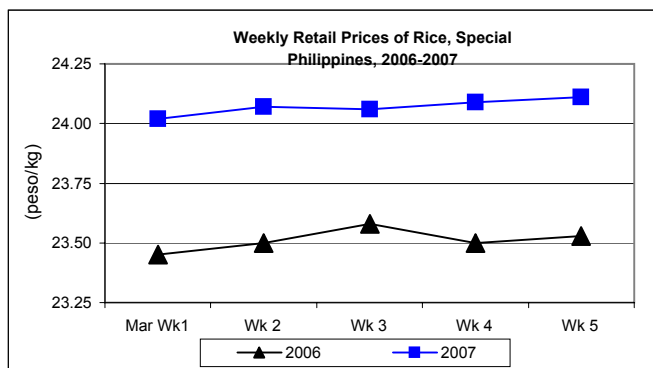
## B. Wholesale and Retail Prices of Rice, Special

☀ Prices at wholesale and retail levels dropped on the 2<sup>nd</sup> week but recovered on the 3<sup>rd</sup> week until the end of the month. Both levels indicated higher prices compared to last year's records.

- Wholesale price closed at P22.07/kg which indicated **increases** by 2.22% from last month's price and by 3.08% over the 2006 record.



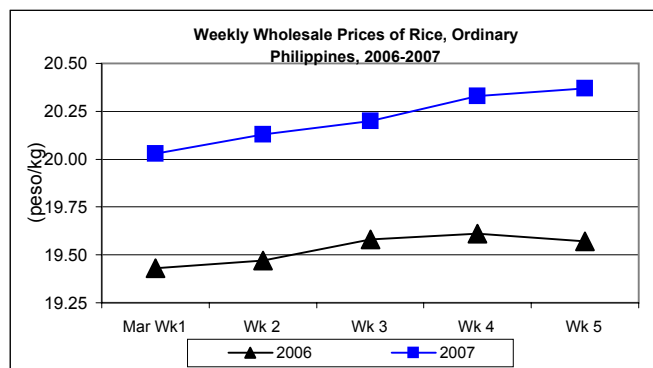
- Retail price settled at P24.07/kg and was **up** by 1.09% and by 2.51% from the previous month's and last year's price quotations, respectively.



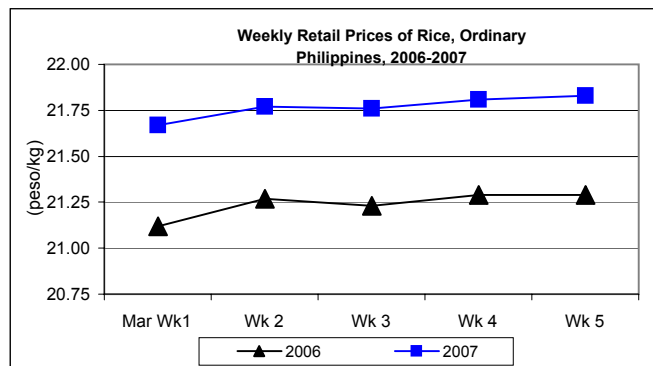
## C. Wholesale and Retail Prices of Rice, Ordinary

☀ Weekly wholesale prices showed a gradual steady rise until the last week of the month. Retail prices slowed down on the 2<sup>nd</sup> week but recovered on the 3<sup>rd</sup> week until the last week.

- Wholesale price at 20.21/kg reflected **increments** of 2.75% from last month's record and 3.53% from last year's level.



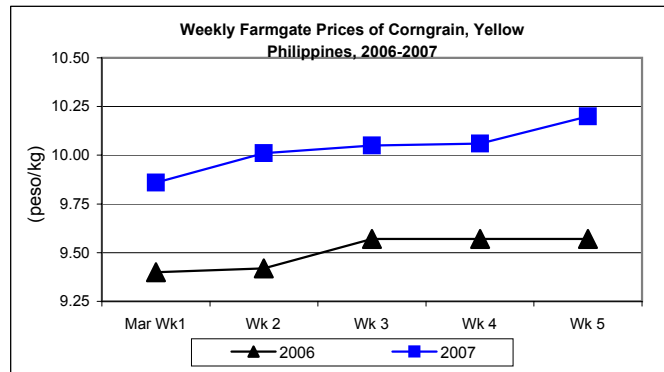
- Retail price averaged at P21.77/kg and **picked up** by 1.59% and 2.50% from the prices last month and last year, respectively.



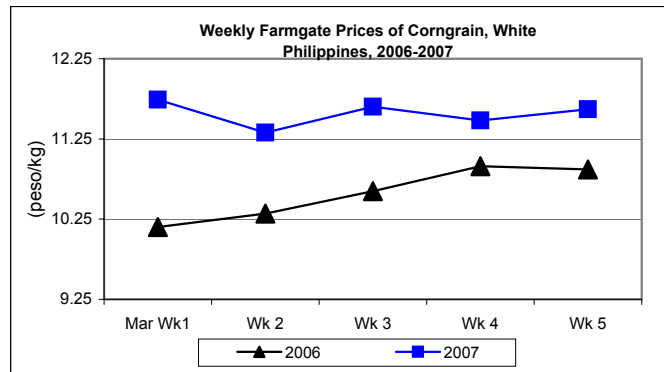
#### D. Farmgate Prices of Corngrain, Yellow and White

- ★ Yellow corngrain prices were on the upswing from 1<sup>st</sup> week until the end of the month. White corngrain prices registered intermittent weekly fluctuations.

- Average price for yellow corngrain settled at P10.02/kg, **up** by 4.16% from February 2007 price and by 6.60% from March 2006 record.



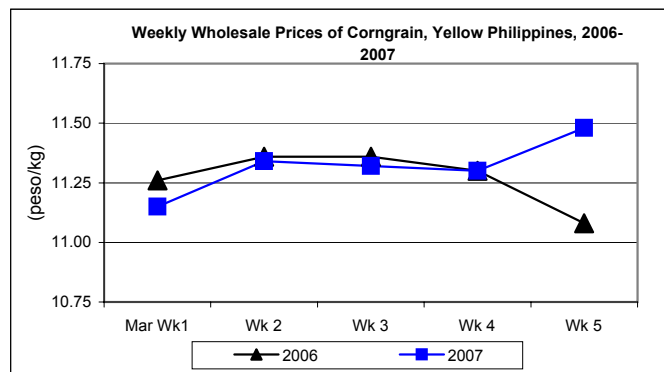
- Monthly average price for white corngrain was P11.46/kg which indicated 0.70% and 10.51% **increments** from last month's and last year's records, respectively.



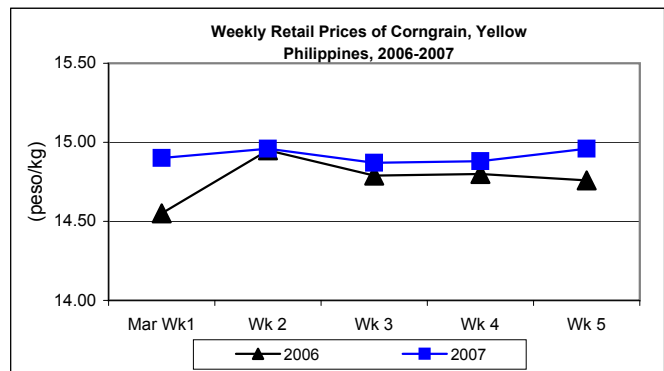
#### E. Wholesale and Retail Prices of Corngrain, Yellow

- ★ Wholesale prices were on the downtrend on the 3<sup>rd</sup> and 4<sup>th</sup> weeks but recovered at the close of the month. Retail prices slipped on the 3<sup>rd</sup> week but managed to recover on the last two weeks.

- Wholesale price at P11.33/kg went **up** by 2.53% from February 2007 price and by 0.09% from March 2006 level.



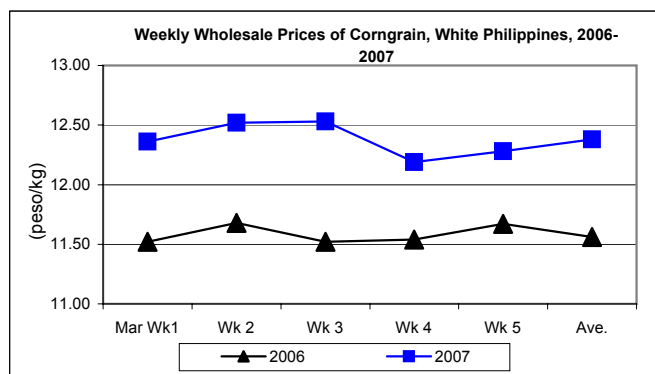
- Retail price which settled at P14.91/kg was **lower** by 2.42% from last month's P15.28/kg but was **higher** by 1.36% from last year's P14.71/kg.



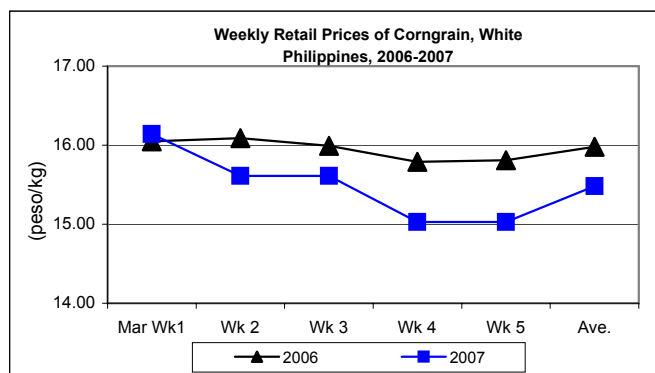
## F. Wholesale and Retail Prices of Corngrain, White

✦ Wholesale prices reflected weekly fluctuations. Retail prices went down on the 2<sup>nd</sup> and 4<sup>th</sup> weeks but remained stable on the 3<sup>rd</sup> week and last week of the month.

- Wholesale price averaged at P12.38/kg was **higher** by 1.64% from February 2007 price and by 7.09% from March 2006 price quotation.



- Retail price averaged at P15.48/kg **slid** by 6.24% and by 3.13% from last month's and last year's prices, respectively.



**Annex 1**

**Comparative Farmgate, Wholesale and Retail Prices of Palay, Rice and Corn,  
Philippines for the month of March 2007**

Month/Week	Palay, dry		Rice, Special			
	Farmgate Prices		Wholesale Prices		Retail Prices	
	Price/kg	% Change	Price/kg	% Change	Price/kg	% Change
Wk 1	11.24	-	22.03	-	24.02	-
Wk 2	11.36	1.07	22.12	0.41	24.07	0.21
Wk 3	11.42	0.53	22.08	-0.18	24.06	-0.04
Wk 4	11.50	0.70	22.09	0.05	24.09	0.12
Wk 5	11.54	0.35	22.14	0.23	24.11	0.08
Mar 2007	11.42	-	22.07	-	24.07	-
Mar 2006	11.00	3.82	21.41	3.08	23.48	2.51
Feb 2007	10.91	4.67	21.59	2.22	23.81	1.09

Month/Week	Rice, Ordinary			
	Wholesale Prices		Retail Prices	
	Price/kg	% Change	Price/kg	% Change
Wk 1	20.03	-	21.67	-
Wk 2	20.13	0.50	21.77	0.46
Wk 3	20.20	0.35	21.76	-0.05
Wk 4	20.33	0.64	21.81	0.23
Wk 5	20.37	0.20	21.83	0.09
Mar 2007	20.21	-	21.77	-
Mar 2006	19.52	3.53	21.24	2.50
Feb 2007	19.67	2.75	21.43	1.59

Month/Week	Corngrain, Yellow					
	Farmgate Prices		Wholesale Prices		Retail Prices	
	Price/kg	% Change	Price/kg	% Change	Price/kg	% Change
Wk 1	9.86	-	11.15	-	14.90	-
Wk 2	10.01	1.52	11.34	1.70	14.96	0.40
Wk 3	10.05	0.40	11.32	-0.18	14.87	-0.60
Wk 4	10.06	0.10	11.30	-0.18	14.88	0.07
Wk 5	10.20	1.39	11.48	1.59	14.96	0.54
Mar 2007	10.02	-	11.33	-	14.91	-
Mar 2006	9.40	6.60	11.32	0.09	14.71	1.36
Feb 2007	9.62	4.16	11.05	2.53	15.28	-2.42

Month/Week	Corngrain, White					
	Farmgate Prices		Wholesale Prices		Retail Prices	
	Price/kg	% Change	Price/kg	% Change	Price/kg	% Change
Wk 1	11.74	-	12.36	-	16.14	-
Wk 2	11.33	-3.49	12.52	1.29	15.61	-3.28
Wk 3	11.65	2.82	12.53	0.08	15.61	0.00
Wk 4	11.48	-1.46	12.19	-2.71	15.03	-3.72
Wk 5	11.62	1.22	12.28	0.74	15.03	0.00
Mar 2007	11.46	-	12.38	-	15.48	-
Mar 2006	10.37	10.51	11.56	7.09	15.98	-3.13
Feb 2007	11.38	0.70	12.18	1.64	16.51	-6.24

\* - Mar 07/Mar 06 and Mar 07/Feb 07, respectively