

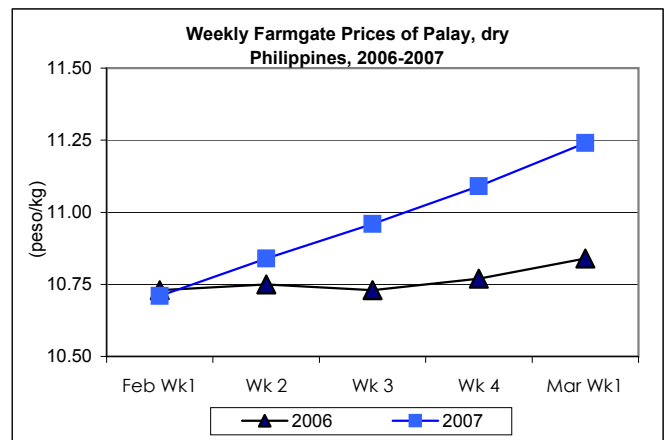


Updates on Palay, Rice & Corn Prices, February 28 - March 6, 2007

A. Farmgate Price of Palay

☀ Price was continuously on the uptrend at an increasing rate.

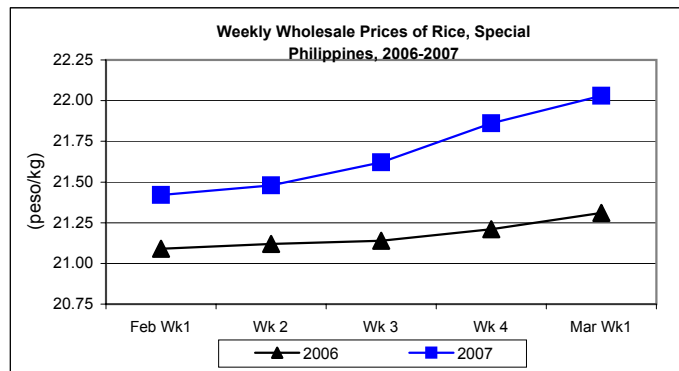
- Palay prices averaged P11.24/kg and reflected a 1.35% **gain** from last week's price. Average price was 3.69% **higher** than last year's level.



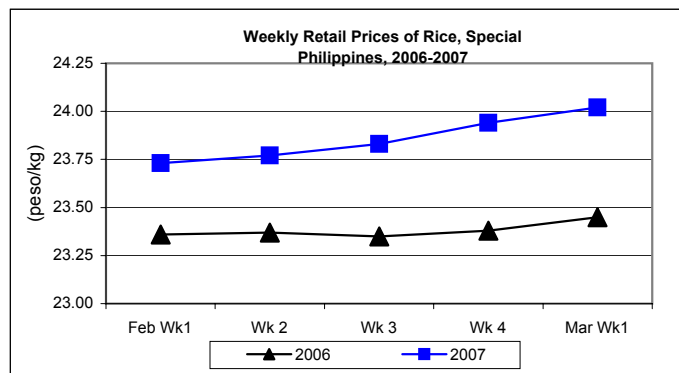
B. Wholesale and Retail Prices of Rice, Special

☀ Wholesale and retail prices were going up at sluggish rates.

- Average wholesale price at P22.03/kg indicated a 0.78% **increase** compared to the previous week's price and **grew** by 3.38% relative to last year's record.



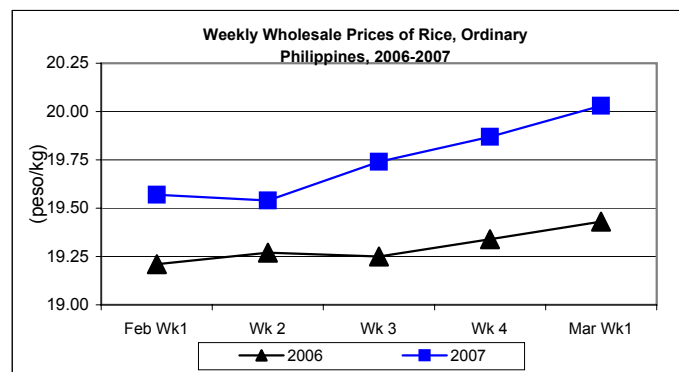
- Average retail price of P24.20/kg was **up** by 0.33% from last week's price. Relative to last year's record, **increment** was 2.43%.



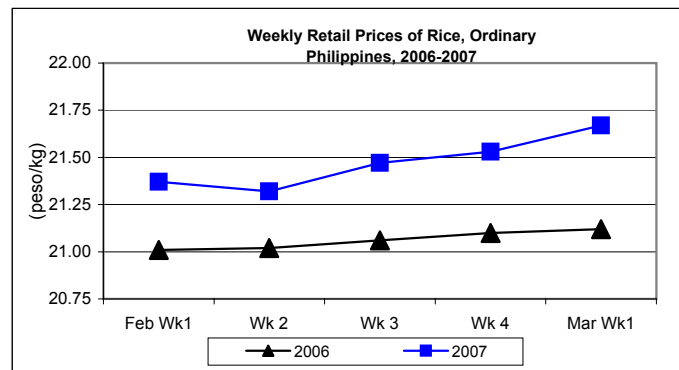
C. Wholesale and Retail Prices of Rice, Ordinary

☀ Both wholesale and retail prices were increasing at fluctuating rates.

- Average wholesale price at P20.03/kg was 0.81% **higher** than last week's price. Over last year's record, price **grew** by 3.09%.



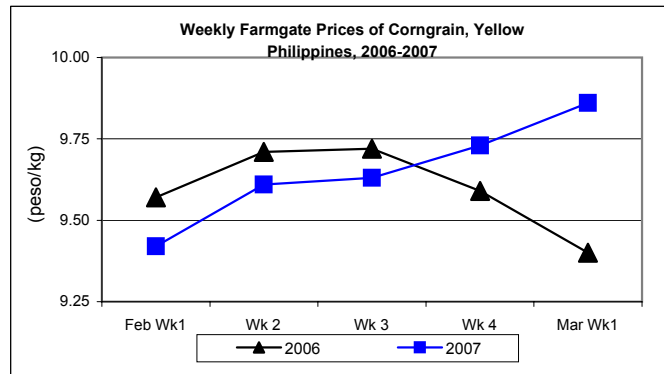
- Retail price at P21.67/kg was **up** by 0.65% from last week's P21.53/kg. **Increment** over last year's record was 2.60%.



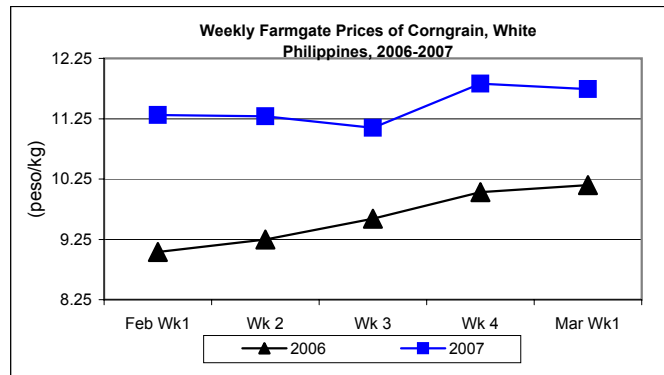
D. Farmgate Prices of Corngrain, Yellow and White

✦ Sustained upward movement for yellow corngrain prices while white corngrain prices fluctuated. Both variety were above last year's price quotations.

- Yellow corngrain price at P9.86/kg was **higher** by 1.34% and 4.89% above last week's and last year's levels, respectively.



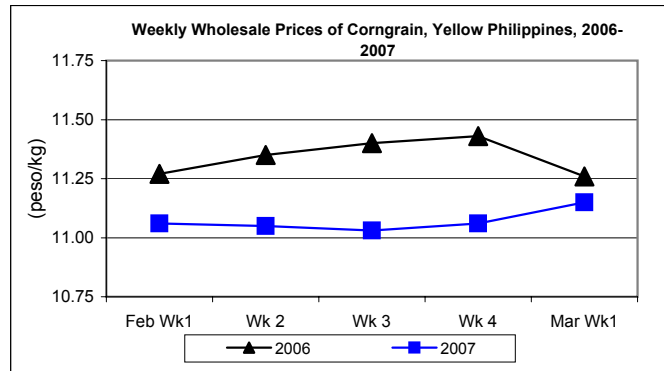
- White corngrain price at P P11.74/kg indicated a 0.76% **drop** from last week's price. Price was **above** last year's record by 15.67%.



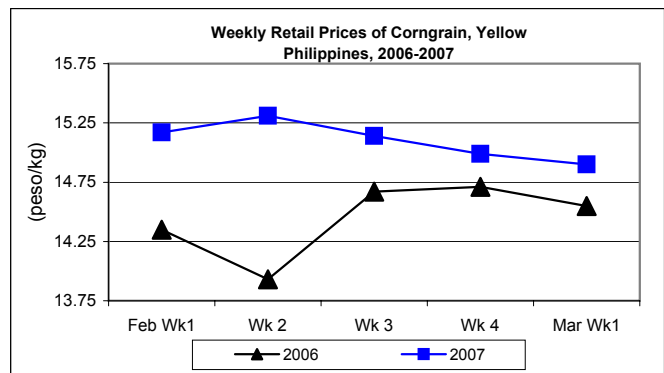
E. Wholesale and Retail Prices of Corngrain, Yellow

✦ Wholesale price slightly went up while retail price was down compared to last week's levels. Prices at wholesale were below last year's records while those at retail increased.

- Wholesale price at P11.15/kg **inched up** by 0.81% from the previous week's price. Compared to 2006 record, price **slid** by 0.98%.



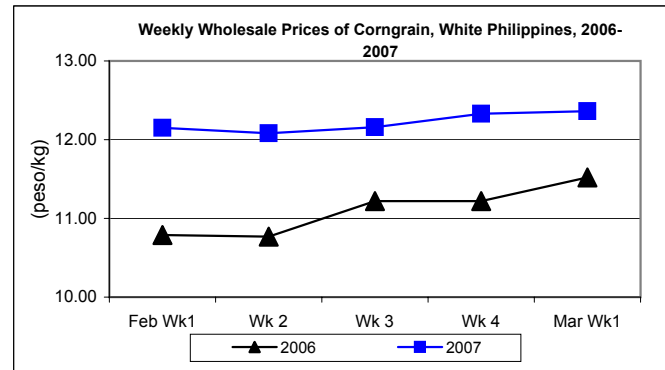
- Retail price at P14.90/kg **dropped** by 0.60% from last week's level but indicated a 2.41% **increase** from last year's price.



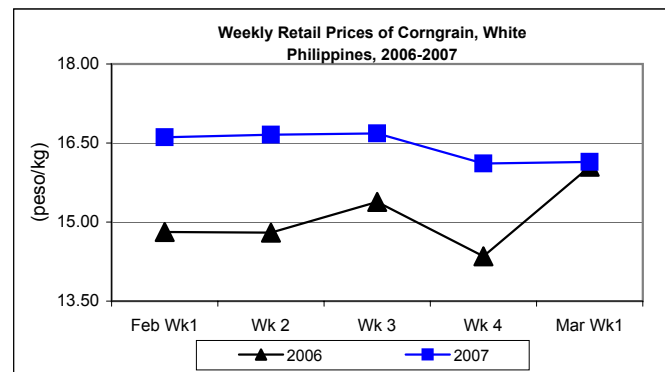
F. Wholesale and Retail Prices of Corngrain, White

✳ Both price levels were above last week's quotations. Compared to last year's prices, increments at wholesale were getting sluggish while these fluctuated at retail.

- Wholesale price which averaged P12.36/kg **increased** by 0.24% from last week's record. Wholesale price was **up** by 7.29% compared to last year's level.



- Retail price at P16.14/kg went **up** by 0.19% from last week's price. Relative to 2006 record, price **inched up** by 0.56%.
- Prices were **stable** in almost all reporting provinces.



Annex 1

Comparative Weekly Farmgate, Wholesale and Retail Prices of Palay, Rice and Corn, Philippines

Month/Week	Palay, Special				Rice, Special							
	Farmgate Prices				Wholesale Prices				Retail Prices			
	2006	2007	% Change		2006	2007	% Change		2006	2007	% Change	
(1)	(2)	(3)	(3)/(2)	(weekly)	(6)	(7)	(7)/(6)	(weekly)	(10)	(11)	(11)/(10)	(weekly)
Feb Wk1	10.73	10.71	-0.19	0.56	21.09	21.42	1.56	0.19	23.36	23.73	1.58	0.00
Wk 2	10.75	10.84	0.84	1.21	21.12	21.48	1.70	0.28	23.37	23.77	1.71	0.17
Wk 3	10.73	10.96	2.14	1.11	21.14	21.62	2.27	0.65	23.35	23.83	2.06	0.25
Wk 4	10.77	11.09	2.97	1.19	21.21	21.86	3.06	1.11	23.38	23.94	2.40	0.46
Mar Wk1	10.84	11.24	3.69	1.35	21.31	22.03	3.38	0.78	23.45	24.02	2.43	0.33

Month/Week	Rice, Ordinary							
	Wholesale Prices				Retail Prices			
	2005	2006	% Change		2005	2006	% Change	
(1)	(2)	(3)	(3)/(2)	(weekly)	(6)	(7)	(7)/(6)	(weekly)
Feb Wk1	19.21	19.57	1.87	0.10	21.01	21.37	1.71	-0.09
Wk 2	19.27	19.54	1.40	-0.15	21.02	21.32	1.43	-0.23
Wk 3	19.25	19.74	2.55	1.02	21.06	21.47	1.95	0.70
Wk 4	19.34	19.87	2.74	0.66	21.10	21.53	2.04	0.28
Mar Wk1	19.43	20.03	3.09	0.81	21.12	21.67	2.60	0.65

Month/Week	Corngrain, Yellow											
	Farmgate Prices				Wholesale Prices				Retail Prices			
	2005	2006	% Change		2005	2006	% Change		2005	2006	% Change	
(1)	(2)	(3)	(3)/(2)	(weekly)	(6)	(7)	(7)/(6)	(weekly)	(10)	(11)	(11)/(10)	(weekly)
Feb Wk1	9.57	9.42	-1.57	1.29	11.27	11.06	-1.86	1.47	14.35	15.17	5.71	0.00
Wk 2	9.71	9.61	-1.03	2.02	11.35	11.05	-2.64	-0.09	13.93	15.31	9.91	0.92
Wk 3	9.72	9.63	-0.93	0.21	11.40	11.03	-3.25	-0.18	14.67	15.14	3.20	-1.11
Wk 4	9.59	9.73	1.46	1.04	11.43	11.06	-3.24	0.27	14.71	14.99	1.90	-0.99
Mar Wk1	9.40	9.86	4.89	1.34	11.26	11.15	-0.98	0.81	14.55	14.90	2.41	-0.60

Month/Week	Corngrain, White											
	Farmgate Prices				Wholesale Prices				Retail Prices			
	2005	2006	% Change		2005	2006	% Change		2005	2006	% Change	
(1)	(2)	(3)	(3)/(2)	(weekly)	(6)	(7)	(7)/(6)	(weekly)	(10)	(11)	(11)/(10)	(weekly)
Feb Wk1	9.04	11.31	25.11	1.98	10.79	12.15	12.60	0.66	14.81	16.61	12.15	-0.12
Wk 2	9.25	11.29	22.05	-0.18	10.77	12.08	12.16	-0.58	14.80	16.66	12.57	0.30
Wk 3	9.59	11.10	15.75	-1.68	11.22	12.16	8.38	0.66	15.38	16.68	8.45	0.12
Wk 4	10.03	11.83	17.95	6.58	11.22	12.33	9.89	1.40	14.35	16.11	12.26	-3.42
Mar Wk1	10.15	11.74	15.67	-0.76	11.52	12.36	7.29	0.24	16.05	16.14	0.56	0.19