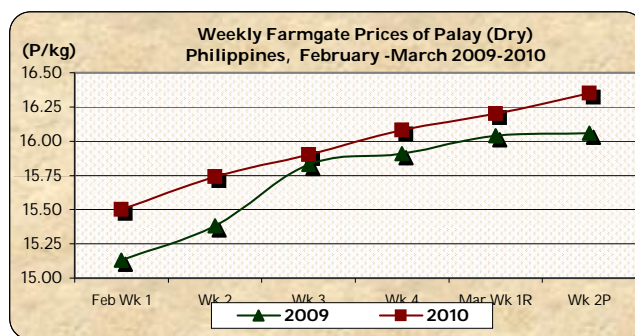


A. Farmgate Price of Palay

* Price uptrend was sustained at a rate faster than last week's movement.

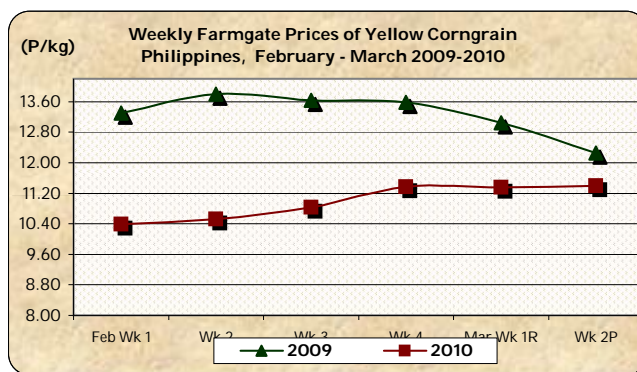
- The average price of P16.35/kg was **higher** by 0.93% and 1.81% from last week's and last year's quotations, respectively.



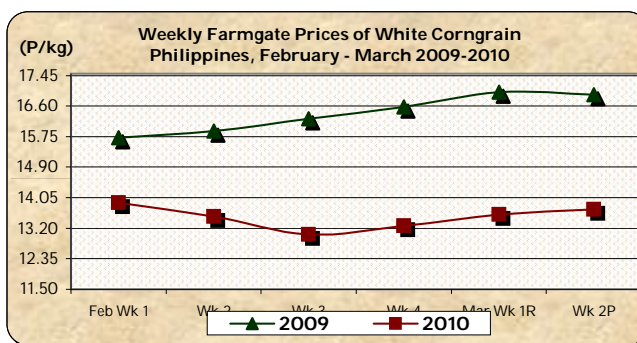
B. Farmgate Prices of Corngrain, Yellow and White

* Prices of both yellow and white corngrains went up.

- Yellow corngrain price at P11.40/kg was 0.35% **above** last week's price but was 7.01% **below** 2009 level.



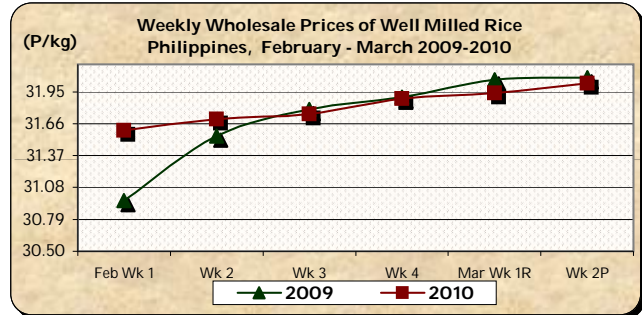
- White corngrain price at P13.73/kg **rose** by 1.10% from last week's P13.58/kg but **fell** by 18.85% relative to last year's P16.92/kg.



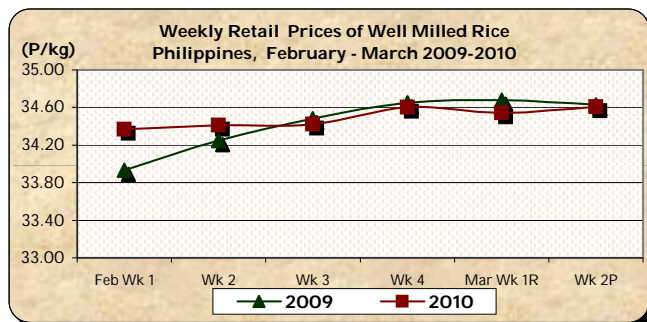
C. Wholesale and Retail Prices of Well Milled Rice (WMR)

* Prices at both wholesale and retail levels registered mark-ups.

■ The average wholesale price of P32.05/kg was **up** by 0.34% from last week's level but was **down** by 0.09% compared to last year's report.



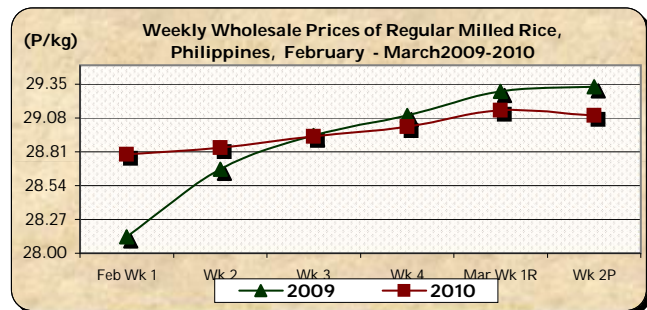
■ The average retail price of P34.61/kg posted a 0.20% **increment** from last week's quotation but indicated a 0.06% **decrement** from last year's record.



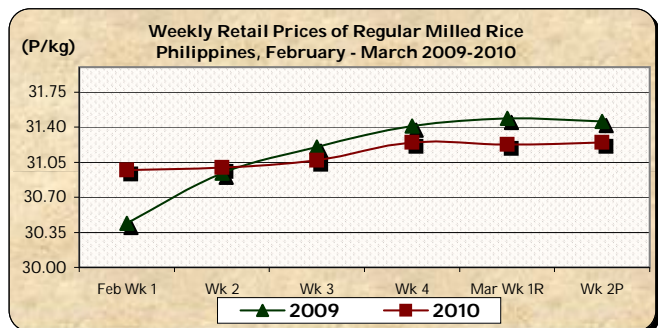
D. Wholesale and Retail Prices of Regular Milled Rice (RMR)

* Wholesale price decreased while retail price increased.

■ The average wholesale price of P29.10/kg **slid** by 0.14% and 0.78% from last week's and last year's prices, respectively.



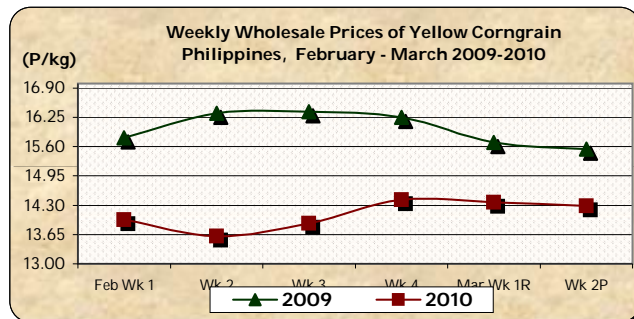
■ The average retail price of P31.25/kg was 0.06% **higher** than last week's P31.23/kg but was 0.67% **lower** than last year's P31.46/kg.



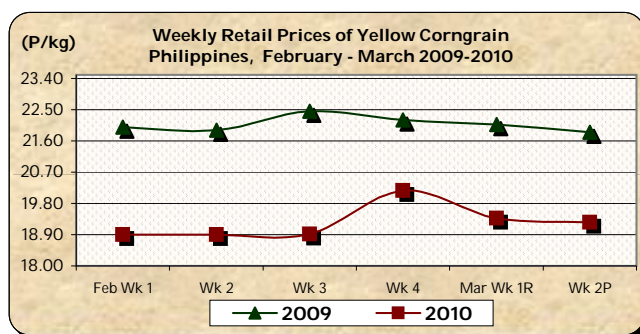
E. Wholesale and Retail Prices of Corngrain, Yellow

* Both wholesale and retail prices slid further.

■ At wholesale, the average price of P14.28/kg **dropped** by 0.56% from last week's price and by 8.11% relative to last year's level.



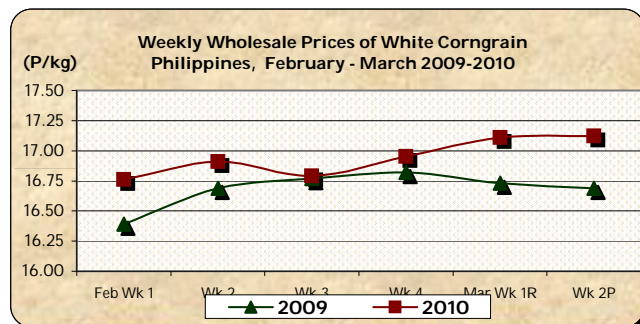
■ At retail, the average price of P19.26/kg **declined** by 0.57% and 11.85% from last week's and last year's prices, respectively.



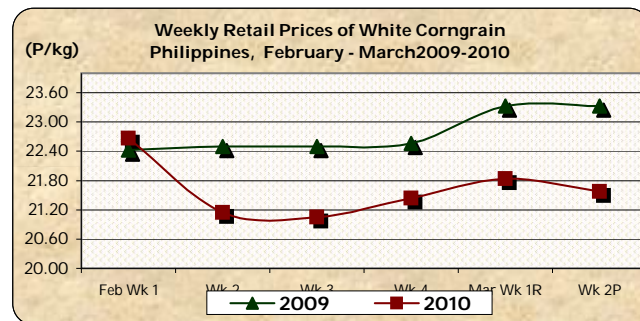
F. Wholesale and Retail Prices of Corngrain, White

* Price at wholesale slightly went up while price at retail moved down.

■ The average wholesale price of P17.12/kg registered **mark-ups** of 0.06% from last week's price and 2.58% from 2009 level.



■ The average retail price of P21.58/kg indicated **decrements** of 1.19% from last week's P21.84/kg and 7.50% relative to last year's P23.33/kg.



Annex 1

Comparative Weekly Farmgate, Wholesale and Retail Prices of Palay, Rice and Corn, Philippines

Month/Week	Palay (Dry)				Well Milled Rice (WMR)							
	Farmgate Prices				Wholesale Prices				Retail Prices			
	2009	2010	% Change		2009	2010	% Change		2009	2010	% Change	
(1)	(2)	(3)	(3)/(2)	(weekly)	(6)	(7)	(7)/(6)	(weekly)	(10)	(11)	(11)/(10)	(weekly)
Feb Wk 1	15.13	15.50	2.45	0.52	30.96	31.60	2.07	0.10	33.93	34.37	1.30	0.12
Wk 2	15.38	15.74	2.34	1.55	31.55	31.70	0.48	0.32	34.25	34.41	0.47	0.12
Wk 3	15.83	15.90	0.44	1.02	31.79	31.75	-0.13	0.16	34.48	34.42	-0.17	0.03
Wk 4	15.91	16.08	1.07	1.13	31.90	31.89	-0.03	0.44	34.65	34.60	-0.14	0.52
Mar Wk 1R	16.04	16.20	1.00	0.75	32.06	31.94	-0.37	0.16	34.68	34.54	-0.40	-0.17
Wk 2P	16.06	16.35	1.81	0.93	32.08	32.05	-0.09	0.34	34.63	34.61	-0.06	0.20

Month/Week	Regular Milled Rice (RMR)							
	Wholesale Prices				Retail Prices			
	2009	2010	% Change		2009	2010	% Change	
(1)	(2)	(3)	(3)/(2)	(weekly)	(6)	(7)	(7)/(6)	(weekly)
Feb Wk 1	28.13	28.79	2.35	0.35	30.44	30.97	1.74	0.23
Wk 2	28.67	28.84	0.59	0.17	30.94	31.00	0.19	0.10
Wk 3	28.94	28.93	-0.03	0.31	31.20	31.07	-0.42	0.23
Wk 4	29.10	29.01	-0.31	0.28	31.41	31.25	-0.51	0.58
Mar Wk 1R	29.29	29.14	-0.51	0.45	31.49	31.23	-0.83	-0.06
Wk 2P	29.33	29.10	-0.78	-0.14	31.46	31.25	-0.67	0.06

Month/Week	Corngrain, Yellow											
	Farmgate Prices				Wholesale Prices				Retail Prices			
	2009	2010	% Change		2009	2010	% Change		2009	2010	% Change	
(1)	(2)	(3)	(3)/(2)	(weekly)	(6)	(7)	(7)/(6)	(weekly)	(10)	(11)	(11)/(10)	(weekly)
Feb Wk 1	13.30	10.39	-21.88	0.78	15.79	13.98	-11.46	3.63	22.00	18.90	-14.09	0.37
Wk 2	13.80	10.52	-23.77	1.25	16.34	13.61	-16.71	-2.65	21.91	18.90	-13.74	0.00
Wk 3	13.64	10.83	-20.60	2.95	16.37	13.90	-15.09	2.13	22.45	18.92	-15.72	0.11
Wk 4	13.58	11.37	-16.27	4.99	16.25	14.42	-11.26	3.74	22.20	20.17	-9.14	6.61
Mar Wk 1R	13.05	11.36	-12.95	-0.09	15.69	14.36	-8.48	-0.42	22.07	19.37	-12.23	-3.97
Wk 2P	12.26	11.40	-7.01	0.35	15.54	14.28	-8.11	-0.56	21.85	19.26	-11.85	-0.57

Month/Week	Corngrain, White											
	Farmgate Prices				Wholesale Prices				Retail Prices			
	2009	2010	% Change		2009	2010	% Change		2009	2010	% Change	
(1)	(2)	(3)	(3)/(2)	(weekly)	(6)	(7)	(7)/(6)	(weekly)	(10)	(11)	(11)/(10)	(weekly)
Feb Wk 1	15.72	13.91	-11.51	-0.64	16.39	16.76	2.26	-1.93	22.42	22.67	1.12	0.22
Wk 2	15.90	13.52	-14.97	-2.80	16.69	16.91	1.32	0.89	22.50	21.14	-6.04	-6.75
Wk 3	16.24	13.03	-19.77	-3.62	16.77	16.79	0.12	-0.71	22.50	21.05	-6.44	-0.43
Wk 4	16.57	13.27	-19.92	1.84	16.82	16.95	0.77	0.95	22.56	21.44	-4.96	1.85
Mar Wk 1R	16.99	13.58	-20.07	2.34	16.73	17.11	2.27	0.94	23.33	21.84	-6.39	1.87
Wk 2P	16.92	13.73	-18.85	1.10	16.69	17.12	2.58	0.06	23.33	21.58	-7.50	-1.19

Note: R-revised; P-preliminary

