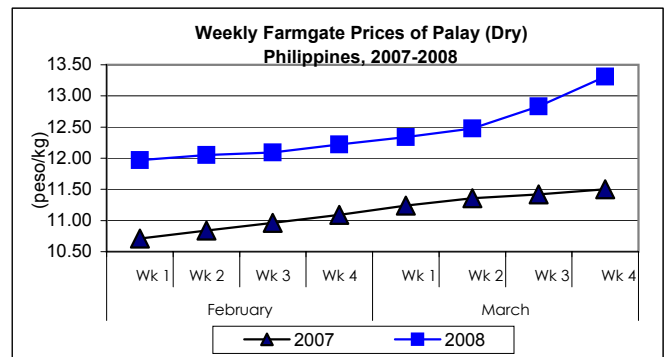




Updates on Palay, Rice & Corn Prices, March 19-25, 2008

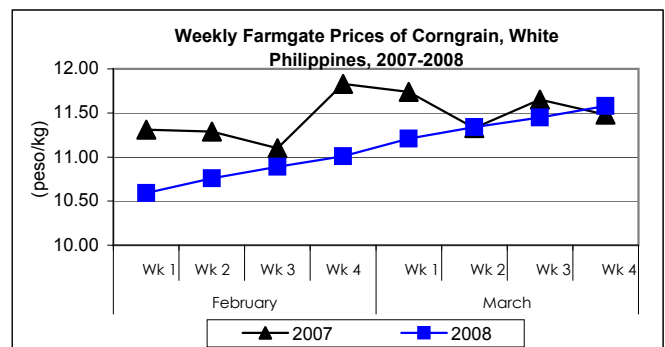
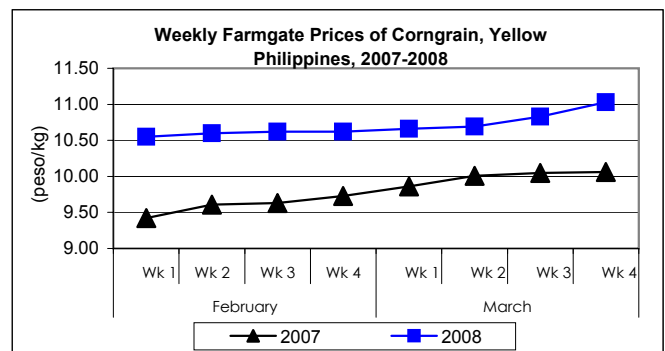
A. Farmgate Price of Palay

- * Palay price continued to move upward.
 - Palay price was **up** by 3.74% from the previous week's price and by 15.74% from the 2007 record.



B. Farmgate Prices of Corngrain, Yellow and White

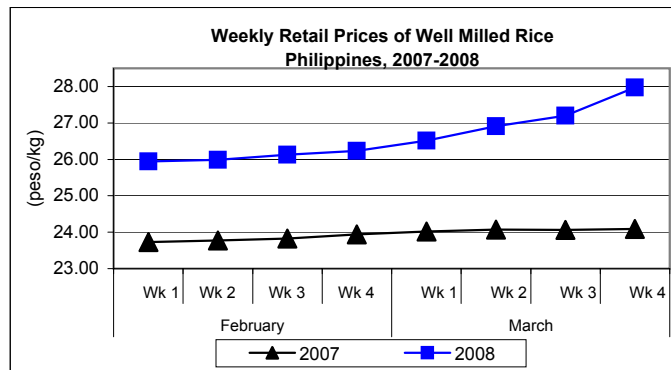
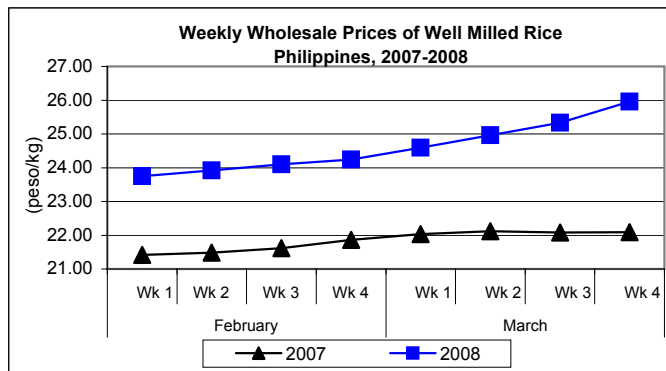
- * Prices of both yellow and white corngrains recorded increases at relatively higher rates compared to last week's quotations.
 - Yellow corngrain price **increased** from P10.83/kg last week to P11.03/kg this week or by 1.85%. Compared to last year's report, price was **up** by 9.64%.
 - Price of white corngrain moved **up** by 1.14% from last week's price and by 0.87% compared to last year's record.



C. Wholesale and Retail Prices of Well Milled Rice (WMR)

☀ Both wholesale and retail prices showed continuous upward movements.

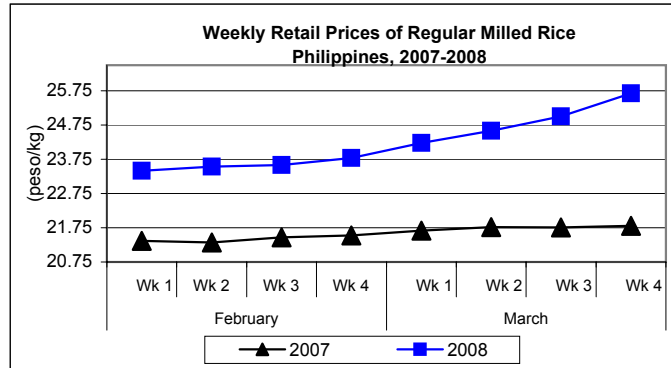
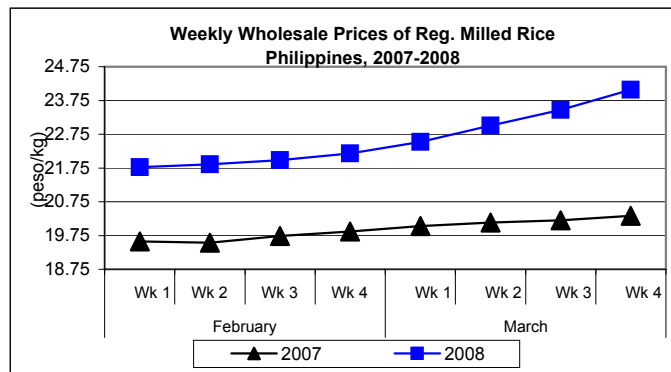
- Wholesale price at P25.96/kg was **above** by 2.49% from last week's price and by 17.52% relative to last year's level.
- Retail price at P27.97/kg registered **increases** of 2.83% and 16.11% from prices of last week and last year, respectively.



D. Wholesale and Retail Prices of Regular Milled Rice (RMR)

☀ Prices at both wholesale and retail levels went up again this week at faster rates.

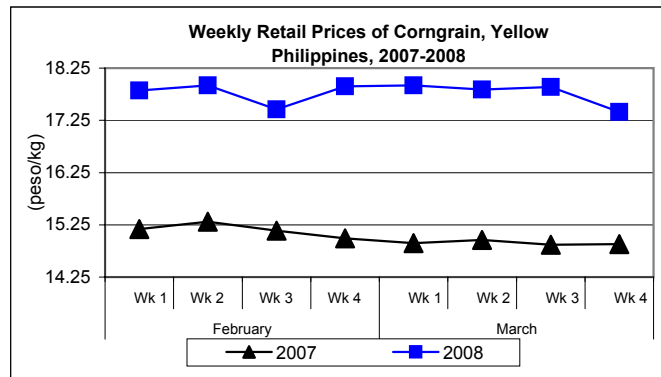
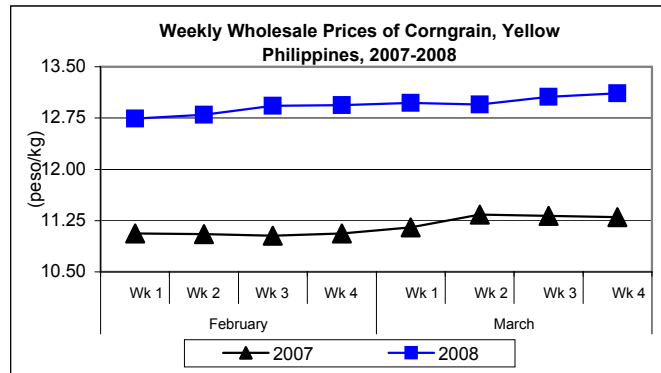
- Wholesale price at P24.07/kg was **higher** from last week's price by 2.56% and by 18.40% from last year's price.
- Retail price, which averaged P25.68/kg **rose** by 2.72% from last week's P25.00/kg and by 17.74% from last year's report..



E. Wholesale and Retail Prices of Corngrain, Yellow

★ Wholesale price was on its 2nd week of increase while price at retail level declined this week.

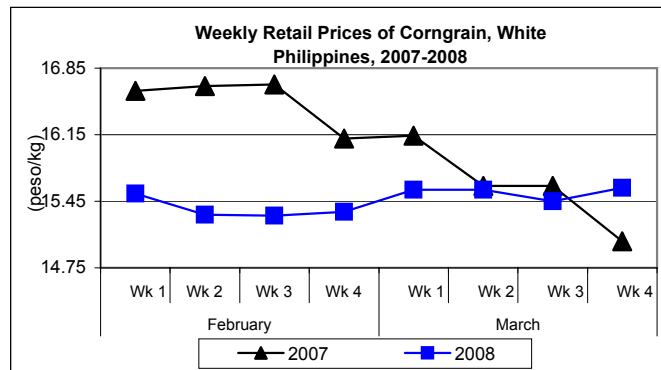
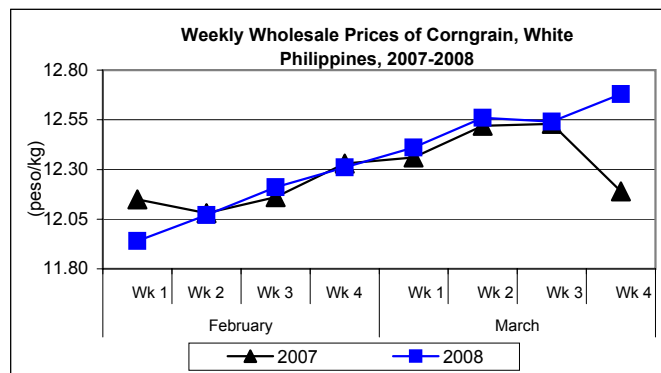
- Wholesale price at P13.11/kg registered respective **increments** of 0.38% and 16.02% over prices of last week and last year.
- Retail price, which closed at P17.41/kg **dropped** by 2.68% from last week's report but was still **higher** from last year's record by 17.00%.



F. Wholesale and Retail Prices of Corngrain, White

★ Both wholesale and retail prices recovered from last week's decreases.

- Wholesale price at P12.68/kg was **up** by 1.12% compared to last week's price and by 4.02% from last year's quotation.
- Retail price at P15.59/kg indicated **increases** of 0.91% from last week's P15.45/kg and by 3.73% from last year's P15.03/kg.



Annex 1

Comparative Weekly Farmgate, Wholesale and Retail Prices of Palay, Rice and Corn, Philippines

Month/Week	Palay (Dry)				Well Milled Rice (WMR)							
	Farmgate Prices				Wholesale Prices				Retail Prices			
	2007	2008	% Change		2007	2008	% Change		2007	2008	% Change	
(1)	(2)	(3)	(3)/(2)	(weekly)	(6)	(7)	(7)/(6)	(weekly)	(10)	(11)	(11)/(10)	(weekly)
Feb Wk 1	10.71	11.97	11.76	1.10	21.42	23.75	10.88	0.13	23.73	25.94	9.31	0.15
Wk 2	10.84	12.05	11.16	0.67	21.48	23.92	11.36	0.72	23.77	25.99	9.34	0.19
Wk 3	10.96	12.09	10.31	0.33	21.62	24.10	11.47	0.75	23.83	26.13	9.65	0.54
Wk 4	11.09	12.22	10.19	1.08	21.86	24.24	10.89	0.58	23.94	26.23	9.57	0.38
Mar Wk 1	11.24	12.34	9.79	0.98	22.03	24.59	11.62	1.44	24.02	26.51	10.37	1.07
Wk 2	11.36	12.48	9.86	1.13	22.12	24.96	12.84	1.50	24.07	26.91	11.80	1.51
Wk 3	11.42	12.83	12.35	2.80	22.08	25.33	14.72	1.48	24.06	27.20	13.05	1.08
Wk 4	11.50	13.31	15.74	3.74	22.09	25.96	17.52	2.49	24.09	27.97	16.11	2.83

Month/Week	Regular Milled Rice (RMR)							
	Wholesale Prices				Retail Prices			
	2007	2008	% Change		2007	2008	% Change	
(1)	(2)	(3)	(3)/(2)	(weekly)	(6)	(7)	(7)/(6)	(weekly)
Feb Wk 1	19.57	21.77	11.24	0.28	21.37	23.41	9.55	0.17
Wk 2	19.54	21.86	11.87	0.41	21.32	23.54	10.41	0.56
Wk 3	19.74	21.98	11.35	0.55	21.47	23.58	9.83	0.17
Wk 4	19.87	22.18	11.63	0.91	21.53	23.79	10.50	0.89
Mar Wk 1	20.03	22.52	12.43	1.53	21.67	24.23	11.81	1.85
Wk 2	20.13	23.01	14.31	2.18	21.77	24.58	12.91	1.44
Wk 3	20.20	23.47	16.19	2.00	21.76	25.00	14.89	1.71
Wk 4	20.33	24.07	18.40	2.56	21.81	25.68	17.74	2.72

Month/Week	Corngrain, Yellow											
	Farmgate Prices				Wholesale Prices				Retail Prices			
	2007	2008	% Change		2007	2008	% Change		2007	2008	% Change	
(1)	(2)	(3)	(3)/(2)	(weekly)	(6)	(7)	(7)/(6)	(weekly)	(10)	(11)	(11)/(10)	(weekly)
Feb Wk 1	9.42	10.55	12.00	1.25	11.06	12.74	15.19	0.08	15.17	17.82	17.47	2.12
Wk 2	9.61	10.60	10.30	0.47	11.05	12.80	15.84	0.47	15.31	17.92	17.05	0.56
Wk 3	9.63	10.62	10.28	0.19	11.03	12.93	17.23	1.02	15.14	17.46	15.32	-2.57
Wk 4	9.73	10.62	9.15	0.00	11.06	12.94	17.00	0.08	14.99	17.90	19.41	2.52
Mar Wk 1	9.86	10.66	8.11	0.38	11.15	12.97	16.32	0.23	14.90	17.92	20.27	0.11
Wk 2	10.01	10.69	6.79	0.28	11.34	12.95	14.20	-0.15	14.96	17.84	19.25	-0.45
Wk 3	10.05	10.83	7.76	1.31	11.32	13.06	15.37	0.85	14.87	17.89	20.31	0.28
Wk 4	10.06	11.03	9.64	1.85	11.30	13.11	16.02	0.38	14.88	17.41	17.00	-2.68

Month/Week	Corngrain, White											
	Farmgate Prices				Wholesale Prices				Retail Prices			
	2007	2008	% Change		2007	2008	% Change		2007	2008	% Change	
(1)	(2)	(3)	(3)/(2)	(weekly)	(6)	(7)	(7)/(6)	(weekly)	(10)	(11)	(11)/(10)	(weekly)
Feb Wk 1	11.31	10.59	-6.37	2.72	12.15	11.94	-1.73	0.34	16.61	15.53	-6.50	-0.26
Wk 2	11.29	10.76	-4.69	1.61	12.08	12.07	-0.08	1.09	16.66	15.31	-8.10	-1.42
Wk 3	11.10	10.89	-1.89	1.21	12.16	12.21	0.41	1.16	16.68	15.30	-8.27	-0.07
Wk 4	11.83	11.01	-6.93	1.10	12.33	12.31	-0.16	0.82	16.11	15.34	-4.78	0.26
Mar Wk 1	11.74	11.21	-4.51	1.82	12.36	12.41	0.40	0.81	16.14	15.57	-3.53	1.50
Wk 2	11.33	11.34	0.09	1.16	12.52	12.56	0.32	1.21	15.61	15.57	-0.26	0.00
Wk 3	11.65	11.45	-1.72	0.97	12.53	12.54	0.08	-0.16	15.61	15.45	-1.02	-0.77
Wk 4	11.48	11.58	0.87	1.14	12.19	12.68	4.02	1.12	15.03	15.59	3.73	0.91