

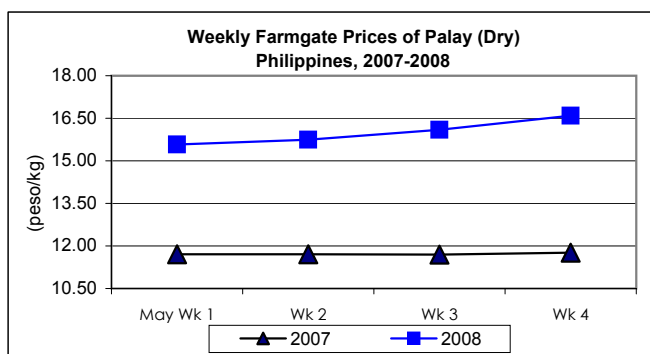


Updates on Palay, Rice & Corn Prices, May 2008

A. Farmgate Price of Palay

* Prices at farmgate level continuously moved up at increasing rates after the drop recorded on the 1st week of the month.

■ The monthly average price of palay at P16.00/kg increased by 2.83% from last month's price and by 36.75% from the price in May 2007.

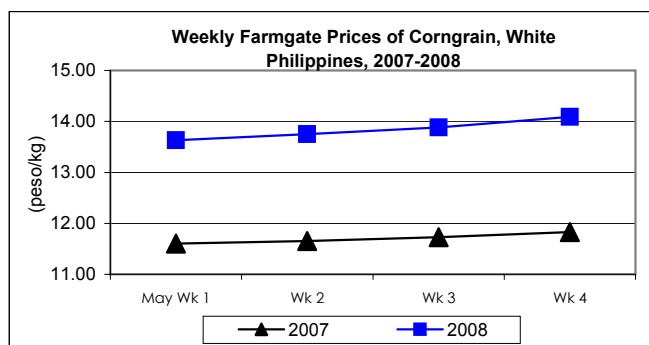
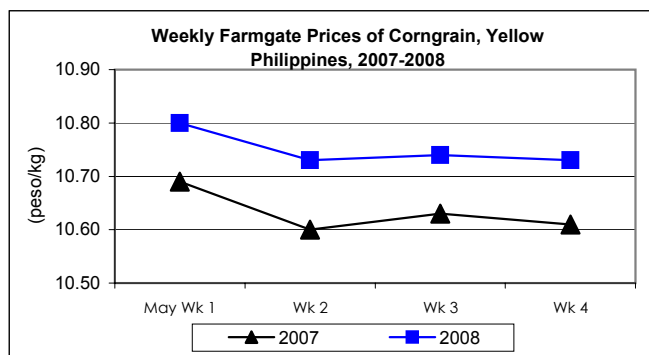


B. Farmgate Prices of Corngrain, Yellow and White

* A downtrend in prices of yellow corngrain was noted, although, the 3rd week recorded a slight increase. Weekly prices of white corngrain were going up.

■ Price of yellow corngrain at P10.74/kg recorded a cut of 2.72% from last month's price but still indicated an increase of 0.85% from last year's record.

■ Monthly average price of white corngrain at P13.81/kg was higher from last month's level by 5.50% and by 18.14% compared to the price of last year.

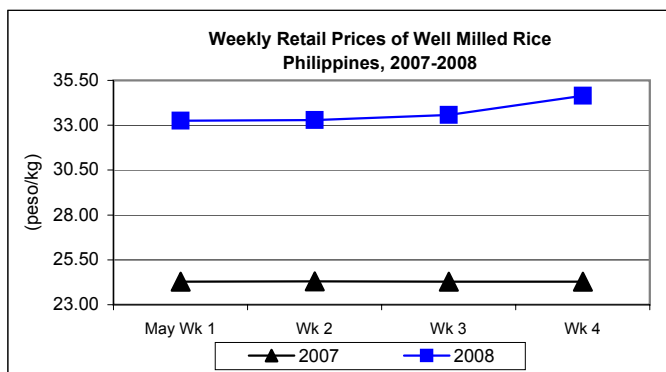
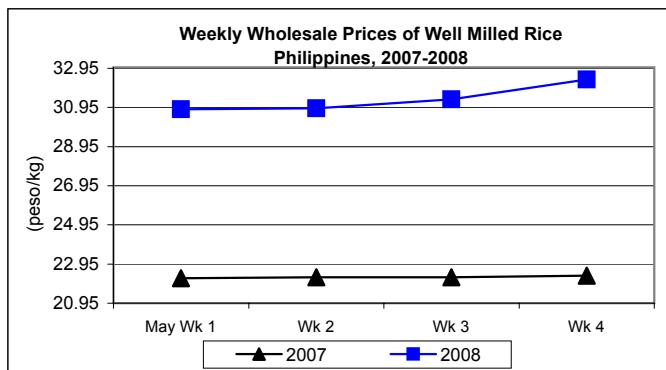


C. Wholesale and Retail Prices of Well Milled Rice (WMR)

☀ Prices at both wholesale and retail levels moved upward until the month closed. The highest rates of increase were recorded during the last week of the month.

■ At wholesale, monthly average price of P31.38/kg rose by 3.98% from last month's P30.18/kg and by 40.91% from last year's P22.27/kg.

■ Retail price averaged P33.69/kg and was above last month's price by 4.63% and by 38.70% relative to the previous year's report.

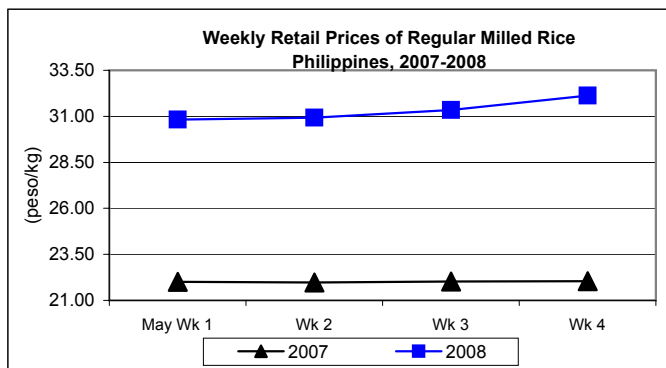
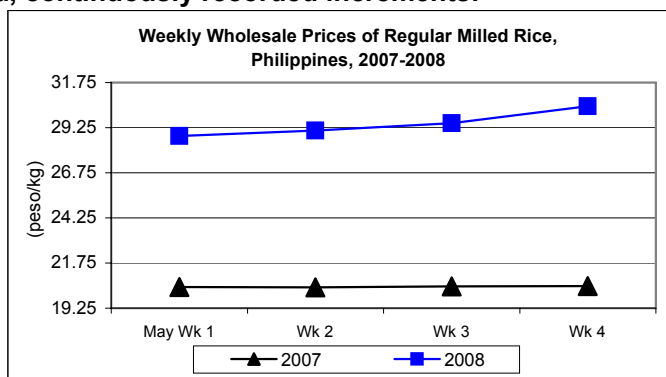


D. Wholesale and Retail Prices of Regular Milled Rice (RMR)

☀ Although wholesale price started the month with a decline, it recovered, thereafter, until the month closed. Retail price, on the other hand, continuously recorded increments.

■ Wholesale price at P29.48/kg noted increments of 4.84% and 44.30% from last month's and last year's prices, respectively.

■ Retail price closed at P31.30/kg and was up by 5.03% from last month's price and by 42.21% over 2007 level.

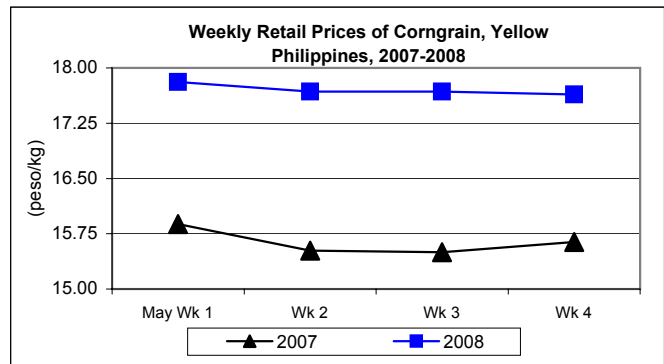
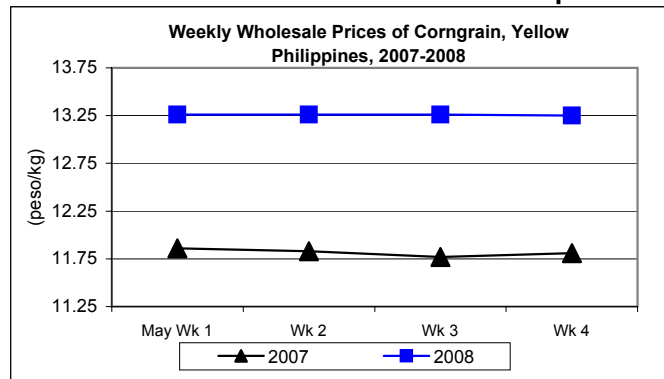


E. Wholesale and Retail Prices of Corngrain, Yellow

✦ Although wholesale price started and closed the month with price cuts, it remained stable during the middle weeks. However, retail price showed a downward movement except on the 3rd week of the month when price remained at the same level.

■ Wholesale price at P13.26/kg registered **increases** of 0.08% from last month's price and 12.37% from the price recorded last year.

■ The average retail price of P17.71/kg was 3.22% **lower** than last month's price but **higher** by 13.67% than last year's price.

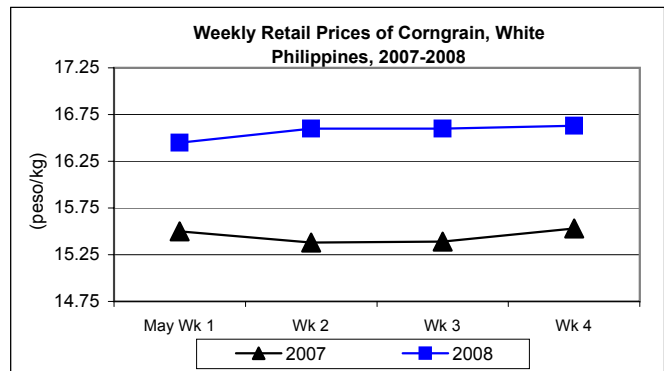
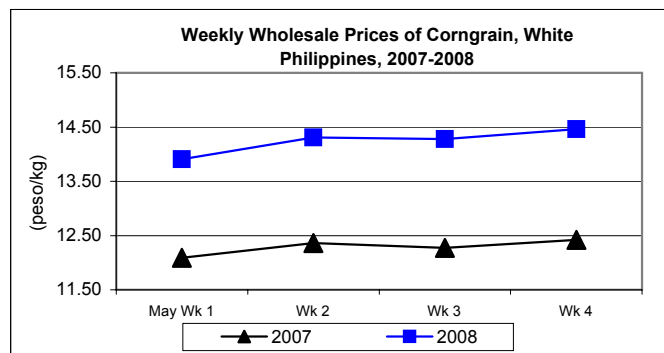


F. Wholesale and Retail Prices of Corngrain, White

✦ Wholesale prices fluctuated during the month while retail price showed minimal price movements after the increase registered on the 2nd week.

■ Wholesale price at P14.24/kg went **up** by 4.94% and 15.30% from prices of last month and last year, respectively.

■ Retail price at 16.57/kg was **higher** than last month's price by 0.91% and by 7.60% from last year's quotation.



Annex 1

**Comparative Farmgate, Wholesale and Retail Prices of Palay, Rice and Corn,
Philippines for the month of May 2008**

Month/Week	Palay, dry		Well Milled Rice (WMR)			
	Farmgate Prices		Wholesale Prices		Retail Prices	
	Price/kg	% Change	Price/kg	% Change	Price/kg	% Change
Wk 1	15.57	-0.11	30.85	-0.54	33.26	0.27
Wk 2	15.74	1.09	30.91	0.19	33.28	0.06
Wk 3	16.09	2.22	31.37	1.49	33.57	0.87
Wk 4	16.59	3.11	32.38	3.22	34.65	3.22
May 2008	16.00	-	31.38	-	33.69	-
May 2007	11.70	36.75	22.27	40.91	24.29	38.70
Apr 2008	15.56	2.83	30.18	3.98	32.20	4.63

Month/Week	Regular Milled Rice (RMR)			
	Wholesale Prices		Retail Prices	
	Price/kg	% Change	Price/kg	% Change
Wk 1	28.79	-1.28	30.83	0.27
Wk 2	29.09	1.04	30.93	0.32
Wk 3	29.50	1.41	31.34	1.33
Wk 4	30.44	3.19	32.12	2.49
May 2008	29.48	-	31.30	-
May 2007	20.43	44.30	22.01	42.21
Apr 2008	28.12	4.84	29.80	5.03

Month/Week	Corngrain, Yellow					
	Farmgate Prices		Wholesale Prices		Retail Prices	
	Price/kg	% Change	Price/kg	% Change	Price/kg	% Change
Wk 1	10.80	-1.01	13.26	-0.28	17.81	-0.98
Wk 2	10.73	-0.65	13.26	0.00	17.68	-0.73
Wk 3	10.74	0.09	13.26	0.00	17.68	0.00
Wk 4	10.73	-0.09	13.25	-0.08	17.64	-0.23
May 2008	10.74	-	13.26	-	17.71	-
May 2007	10.65	0.85	11.80	12.37	15.58	13.67
Apr 2008	11.04	-2.72	13.25	0.08	18.30	-3.22

Month/Week	Corngrain, White					
	Farmgate Prices		Wholesale Prices		Retail Prices	
	Price/kg	% Change	Price/kg	% Change	Price/kg	% Change
Wk 1	13.63	-0.37	13.91	-3.01	16.45	-0.74
Wk 2	13.75	0.88	14.31	2.88	16.60	0.91
Wk 3	13.88	0.95	14.28	-0.21	16.60	0.00
Wk 4	14.09	1.51	14.46	1.26	16.63	0.18
May 2008	13.81	-	14.24	-	16.57	-
May 2007	11.69	18.14	12.35	15.30	15.40	7.60
Apr 2008	13.09	5.50	13.57	4.94	16.42	0.91

* - May 08/May 07 and May 08/Apr 08, respectively