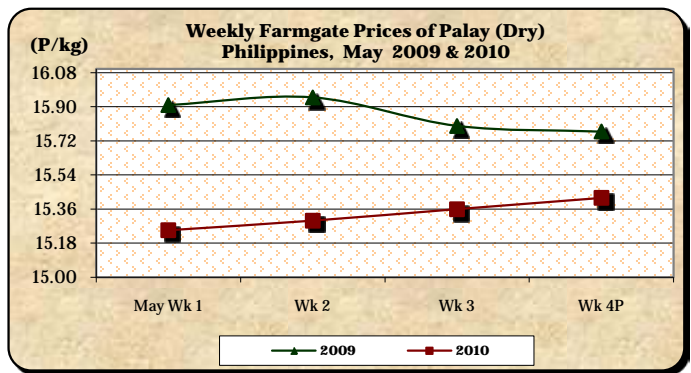


A. Farmgate Price of Palay

★ Prices at farmgate went down at the start of the month but moved up continuously in the succeeding weeks.

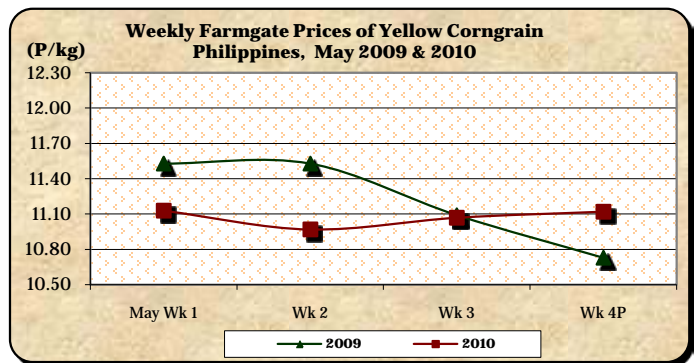
- Although prices increased over the last three (3) weeks, the monthly average price of P15.34/kg was still 1.10% **below** last month's quotation. Compared to May 2009 price, it was **lower** by 3.64%.



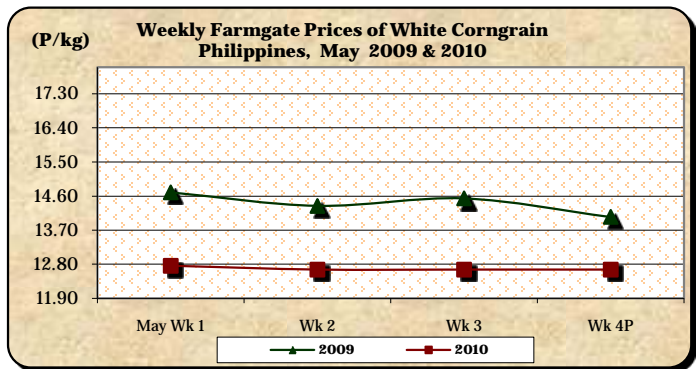
B. Farmgate Prices of Corngrain, Yellow and White

★ Yellow corngrain recorded price increases except on the 2nd week. White corngrain prices, on the other hand, posted decreases on the first two (2) weeks and kept this level until the close of the month.

- Yellow corngrain price at P11.02/kg **decreased** by 2.48% from last month's P11.30/kg and by 4.26% relative to last year's P11.51/kg.



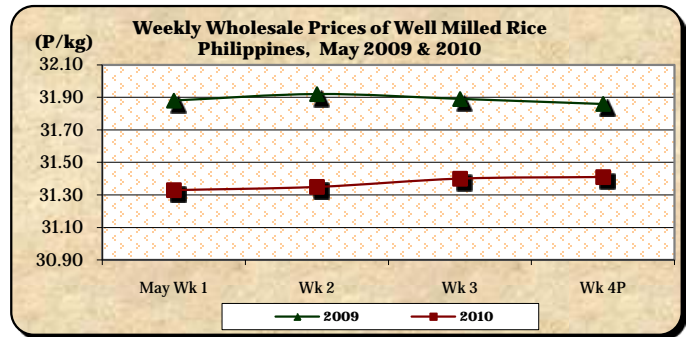
- White corngrain price at P12.70/kg **dropped** by 5.29% and 12.89% from prices of last month and last year, respectively.



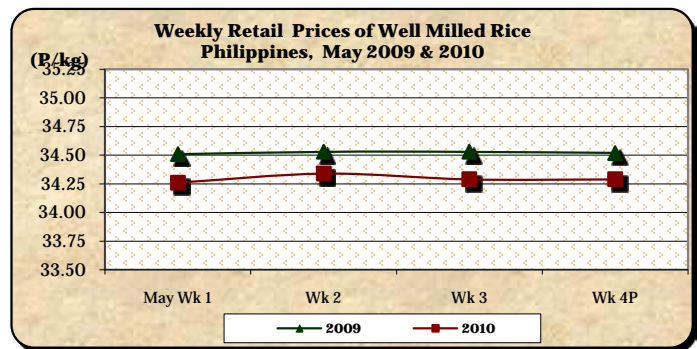
C. Wholesale and Retail Prices of Well Milled Rice (WMR)

✳ Prices at wholesale sustained mark-ups while prices at retail fluctuated.

- The average wholesale price of P31.38/kg posted **reductions** of 0.63% from last month's price and 1.54% from that of last year.



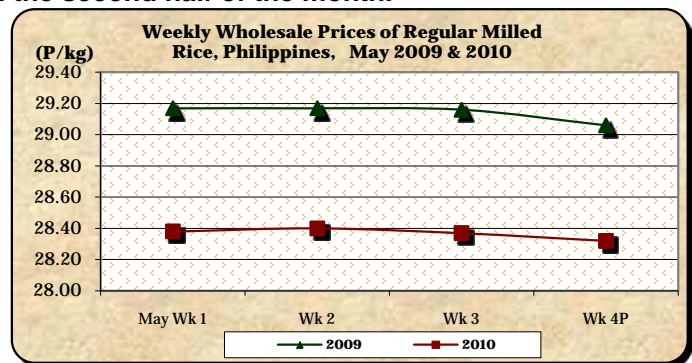
- The average retail price of P34.09/kg indicated 0.90% and 1.22% **cuts** from prices of April 2010 and May 2009, respectively.



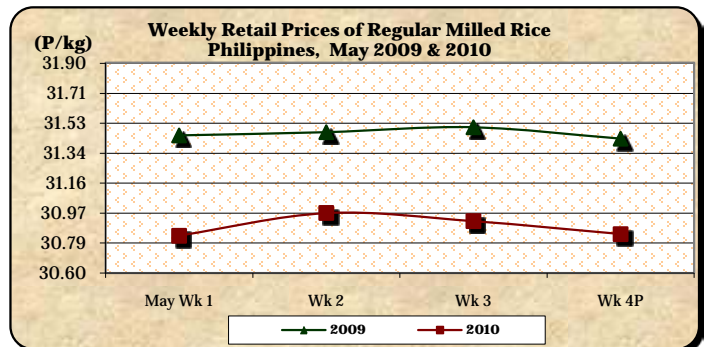
D. Wholesale and Retail Prices of Regular Milled Rice (RMR)

✳ At wholesale and retail levels, prices slid on the second half of the month.

- At wholesale, the average price of P28.34/kg **fell** by 1.32% from last month's P28.72/kg and by 2.71% from last year's P29.13/kg.



- At retail, the average price of P30.86/kg indicated **decrements** of 0.80% from last month's price and 1.91% from last year's level.

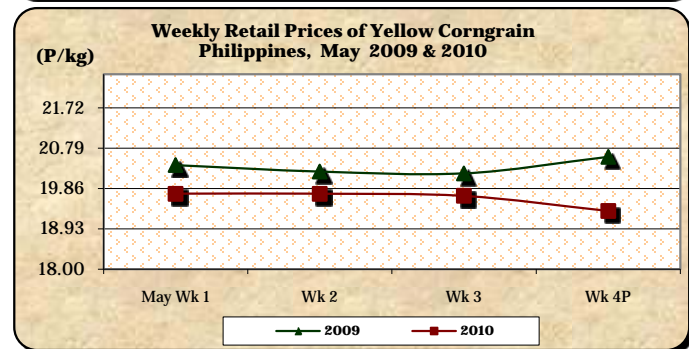
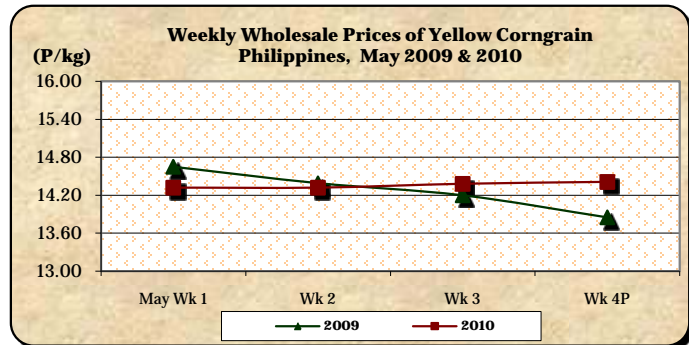


E. Wholesale and Retail Prices of Corngrain, Yellow

* Wholesale and retail prices behaved similarly on the first half of the month, but on the second half, wholesale prices went up while retail prices moved down.

- The average wholesale price of P14.36/kg was 0.98% above last month's price but was 0.28% below last year's report.

- The average retail price of P19.63/kg was 1.24% **higher** than last month's P19.39/kg but was 4.24% **lower** than last year's P20.50/kg.

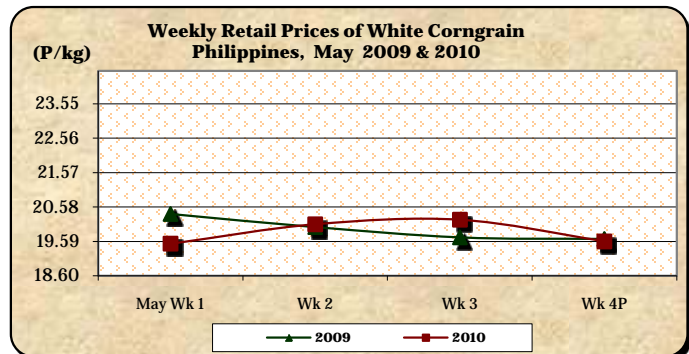
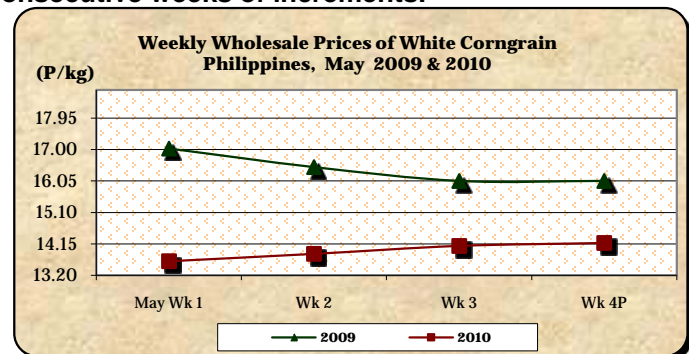


F. Wholesale and Retail Prices of Corngrain, White

* At wholesale level, prices increased after registering a decline at the start of the month; at retail level, price decreased after two consecutive weeks of increments.

- At wholesale, the average price of P13.94/kg indicated **cuts** of 10.98% and 17.56% from prices of last month and last year, respectively.

- At retail, the average price of P20.13/kg was **slightly down** by 0.05% from last month's P20.14/kg but was **up** by 0.25% relative to last year's P20.08/kg.



Annex 1

Comparative Farmgate, Wholesale and Retail Prices of Palay, Rice and Corn,
Philippines for the month of May 2010

Month/Week	Palay, dry		Well Milled Rice (WMR)			
	Farmgate Prices		Wholesale Prices		Retail Prices	
	Price/kg	% Change	Price/kg	% Change	Price/kg	% Change
Wk 1	15.25	-1.31	31.33	0.03	34.26	-0.17
Wk 2	15.30	0.33	31.35	0.06	34.34	0.23
Wk 3	15.36	0.39	31.40	0.16	34.29	-0.15
Wk 4P	15.42	0.39	31.41	0.03	34.29	0.00
May 2010P	15.34	-	31.38	-	34.09	-
May 2009	15.92	-3.64	31.87	-1.54	34.51	-1.22
Apr 2010	15.51	-1.10	31.58	-0.63	34.40	-0.90

Month/Week	Regular Milled Rice (RMR)			
	Wholesale Prices		Retail Prices	
	Price/kg	% Change	Price/kg	% Change
Wk 1	28.38	0.00	30.83	-0.03
Wk 2	28.40	0.07	30.97	0.45
Wk 3	28.37	-0.11	30.92	-0.16
Wk 4P	28.32	-0.18	30.84	-0.26
May 2010P	28.34	-	30.86	-
May 2009	29.13	-2.71	31.46	-1.91
Apr 2010	28.72	-1.32	31.11	-0.80

Month/Week	Corngrain, Yellow					
	Farmgate Prices		Wholesale Prices		Retail Prices	
	Price/kg	% Change	Price/kg	% Change	Price/kg	% Change
Wk 1	11.13	0.44	14.32	-1.39	19.74	-0.26
Wk 2	10.97	-1.44	14.32	0.00	19.74	0.00
Wk 3	11.07	0.91	14.38	0.42	19.69	-0.25
Wk 4P	11.12	0.45	14.41	0.21	19.34	-1.78
May 2010P	11.02	-	14.36	-	19.63	-
May 2009	11.51	-4.26	14.40	-0.28	20.50	-4.24
Apr 2010	11.30	-2.48	14.22	0.98	19.39	1.24

Month/Week	Corngrain, White					
	Farmgate Prices		Wholesale Prices		Retail Prices	
	Price/kg	% Change	Price/kg	% Change	Price/kg	% Change
Wk 1	12.76	-0.07	13.63	-0.52	19.52	0.00
Wk 2	12.66	-0.78	13.85	1.61	20.08	2.87
Wk 3	12.66	0.00	14.09	1.73	20.21	0.65
Wk 4P	12.66	0.00	14.18	0.64	19.59	-3.07
May 2010P	12.70	-	13.94	-	20.13	-
May 2009	14.58	-12.89	16.91	-17.56	20.08	0.25
Apr 2010	13.41	-5.29	15.66	-10.98	20.14	-0.05

Note: R-revised; P-preliminary

