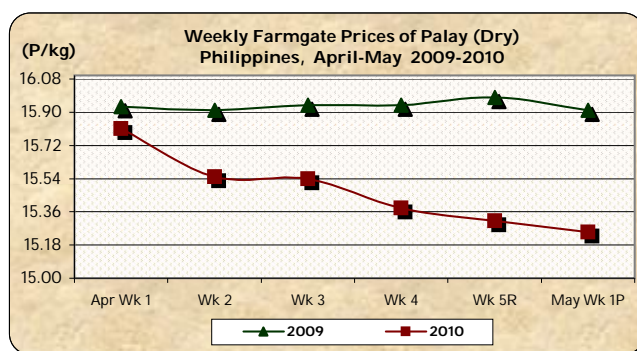


## A. Farmgate Price of Palay

\* **Downtrend of prices was sustained at farmgate.**

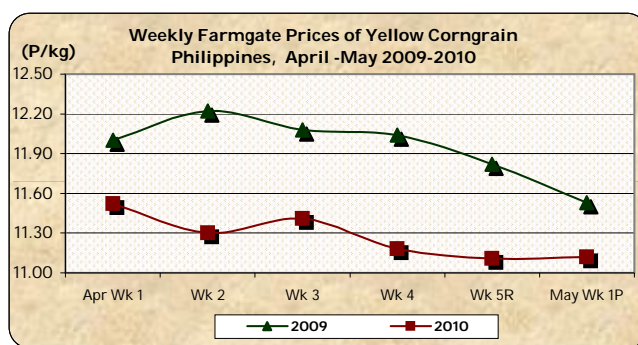
- The average price of P15.25/kg was **lower** than last week's and last year's prices by 0.39% and 4.15%, respectively.



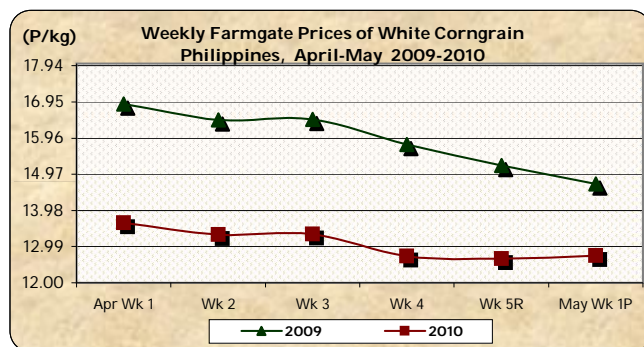
## B. Farmgate Prices of Corngrain, Yellow and White

\* **Prices of both yellow and white corngrains recovered from two (2) consecutive declines.**

- Yellow corngrain price at P11.12/kg was 0.09% **above** last week's quotation but was **below** last year's level by 3.56%.



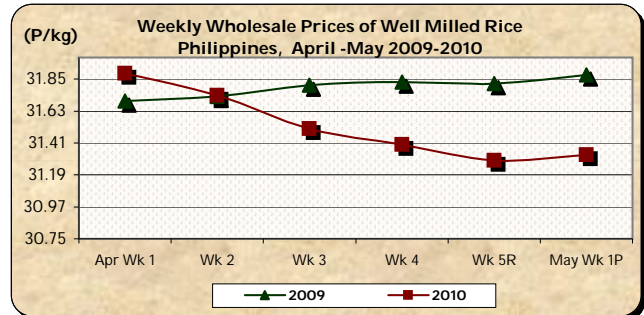
- White corngrain price at P12.75/kg **rose** by 0.71% from last week's P12.66/kg but **fell** by 13.27% relative to last year's P14.70/kg.



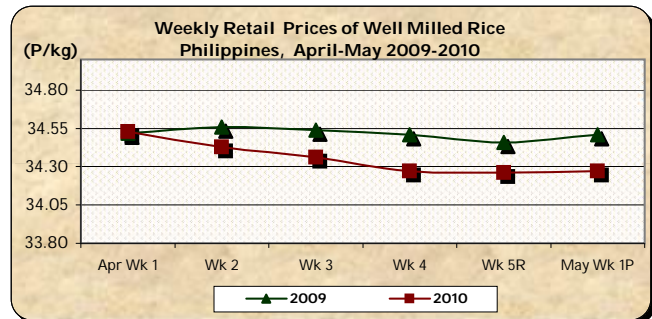
**C. Wholesale and Retail Prices of Well Milled Rice (WMR)**

\* Prices at both wholesale and retail levels registered increases after several weeks of decreases.

■ The average wholesale price of P31.33/kg was 0.13% **higher** than last week's price but was 1.73% **lower** than last year's level.



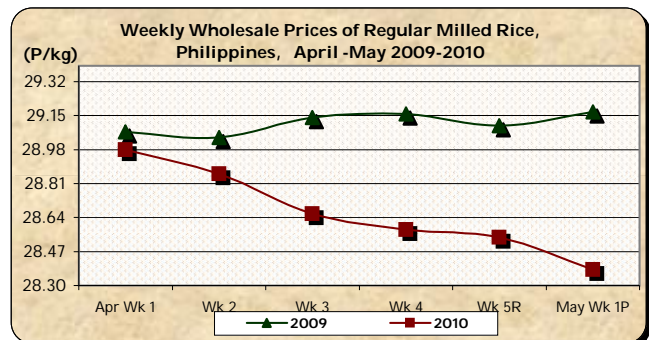
■ The average retail price of P34.27/kg indicated a 0.03% **mark-up** from last week's P34.26/kg but recorded a 0.70% **cut** relative to last year's P34.51/kg.



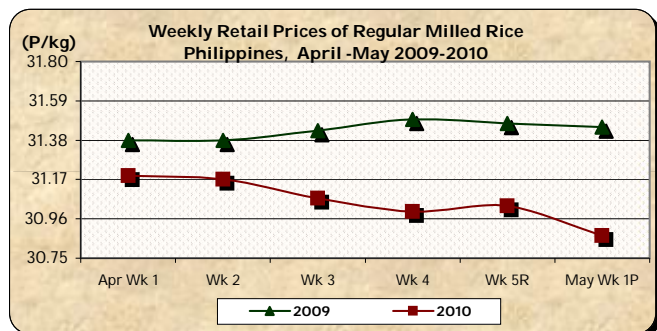
**D. Wholesale and Retail Prices of Regular Milled Rice (RMR)**

\* Both wholesale and retail prices indicated decrements.

■ At wholesale, the average price of P28.38/kg **dropped** by 0.56% and 2.71% relative to prices of last week and last year, respectively.



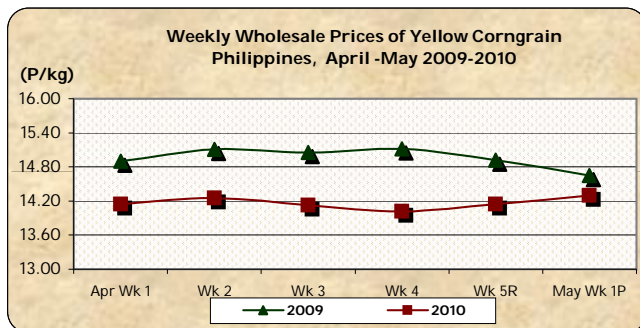
■ At retail, the average price of P30.87/kg **slid** by 0.52% from last week's report and by 1.84% compared to last year's quotation.



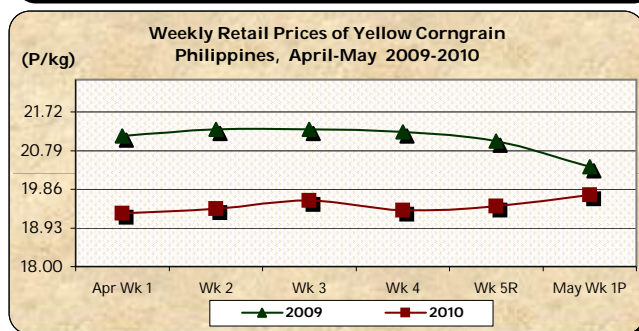
**E. Wholesale and Retail Prices of Corngrain, Yellow**

\* Prices at both wholesale and retail levels continued to increase at rates much faster than last week's movements.

▪ The average wholesale price of P14.30/kg was **up** by 1.13% from last week's P14.14/kg but was **down** by 2.39% relative to last year's P14.65/kg.



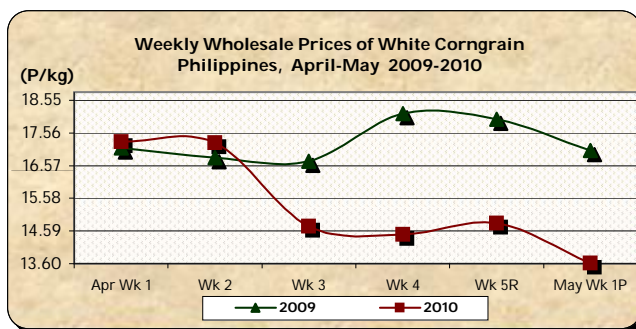
▪ The average retail price of P19.73/kg was 1.39% **above** last week's level but was 3.28% **below** 2009 report.



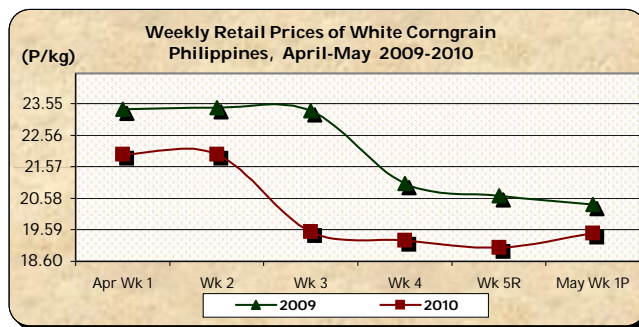
**F. Wholesale and Retail Prices of Corngrain, White**

\* Prices were down at wholesale but moved up at retail.

▪ At wholesale, the average price of P13.61/kg **declined** by 8.23% from last week's quotation and by 20.08% from that of last year.



▪ At retail, the average price of P19.48/kg posted **increments** of 2.31% relative to last week's but decreased by 4.42% relative to last year's prices.



Annex 1

Comparative Weekly Farmgate, Wholesale and Retail Prices of Palay, Rice and Corn, Philippines

Month/Week	Palay (Dry)				Well Milled Rice (WMR)							
	Farmgate Prices				Wholesale Prices				Retail Prices			
	2009	2010	% Change		2009	2010	% Change		2009	2010	% Change	
(1)	(2)	(3)	(3)/(2)	(weekly)	(6)	(7)	(7)/(6)	(weekly)	(10)	(11)	(11)/(10)	(weekly)
Apr Wk 1	15.93	15.81	-0.75	-1.31	31.70	31.89	0.60	0.03	34.52	34.53	0.03	-0.17
Wk 2	15.91	15.55	-2.26	-1.64	31.73	31.74	0.03	-0.47	34.56	34.43	-0.38	-0.29
Wk 3	15.94	15.54	-2.51	-0.06	31.81	31.51	-0.94	-0.72	34.54	34.36	-0.52	-0.20
Wk 4	15.94	15.38	-3.51	-1.03	31.83	31.40	-1.35	-0.35	34.51	34.27	-0.70	-0.26
Wk 5R	15.98	15.31	-4.19	-0.46	31.82	31.29	-1.67	-0.35	34.46	34.26	-0.58	-0.03
May Wk 1P	15.91	15.25	-4.15	-0.39	31.88	31.33	-1.73	0.13	34.51	34.27	-0.70	0.03

Month/Week	Regular Milled Rice (RMR)							
	Wholesale Prices				Retail Prices			
	2009	2010	% Change		2009	2010	% Change	
(1)	(2)	(3)	(3)/(2)	(weekly)	(6)	(7)	(7)/(6)	(weekly)
Apr Wk 1	29.07	28.98	-0.31	0.00	31.38	31.19	-0.61	-0.03
Wk 2	29.04	28.86	-0.62	-0.41	31.38	31.17	-0.67	-0.06
Wk 3	29.14	28.66	-1.65	-0.69	31.43	31.07	-1.15	-0.32
Wk 4	29.16	28.58	-1.99	-0.28	31.49	31.00	-1.56	-0.23
Wk 5R	29.10	28.54	-1.92	-0.14	31.47	31.03	-1.40	0.10
May Wk 1P	29.17	28.38	-2.71	-0.56	31.45	30.87	-1.84	-0.52

Month/Week	Corngrain, Yellow											
	Farmgate Prices				Wholesale Prices				Retail Prices			
	2009	2010	% Change		2009	2010	% Change		2009	2010	% Change	
(1)	(2)	(3)	(3)/(2)	(weekly)	(6)	(7)	(7)/(6)	(weekly)	(10)	(11)	(11)/(10)	(weekly)
Apr Wk 1	12.00	11.52	-4.00	0.44	14.90	14.14	-5.10	-1.39	21.14	19.28	-8.80	-0.26
Wk 2	12.22	11.30	-7.53	-1.91	15.11	14.25	-5.69	0.78	21.30	19.39	-8.97	0.57
Wk 3	12.08	11.41	-5.55	0.97	15.05	14.13	-6.11	-0.84	21.31	19.59	-8.07	1.03
Wk 4	12.04	11.18	-7.14	-2.02	15.12	14.02	-7.28	-0.78	21.24	19.35	-8.90	-1.23
Wk 5R	11.82	11.11	-6.01	-0.63	14.92	14.14	-5.23	0.86	21.02	19.46	-7.42	0.57
May Wk 1P	11.53	11.12	-3.56	0.09	14.65	14.30	-2.39	1.13	20.40	19.73	-3.28	1.39

Month/Week	Corngrain, White											
	Farmgate Prices				Wholesale Prices				Retail Prices			
	2009	2010	% Change		2009	2010	% Change		2009	2010	% Change	
(1)	(2)	(3)	(3)/(2)	(weekly)	(6)	(7)	(7)/(6)	(weekly)	(10)	(11)	(11)/(10)	(weekly)
Apr Wk 1	16.89	13.64	-19.24	-0.07	17.11	17.29	1.05	-0.52	23.37	21.96	-6.03	0.00
Wk 2	16.46	13.32	-19.08	-2.35	16.81	17.26	2.68	-0.17	23.42	21.96	-6.23	0.00
Wk 3	16.47	13.33	-19.06	0.08	16.70	14.74	-11.74	-14.60	23.33	19.53	-16.29	-11.07
Wk 4	15.79	12.73	-19.38	-4.50	18.15	14.49	-20.17	-1.70	21.05	19.26	-8.50	-1.38
Wk 5R	15.21	12.66	-16.77	-0.55	17.98	14.83	-17.52	2.35	20.65	19.04	-7.80	-1.14
May Wk 1P	14.70	12.75	-13.27	0.71	17.03	13.61	-20.08	-8.23	20.38	19.48	-4.42	2.31

Note: R-revised; P-preliminary

