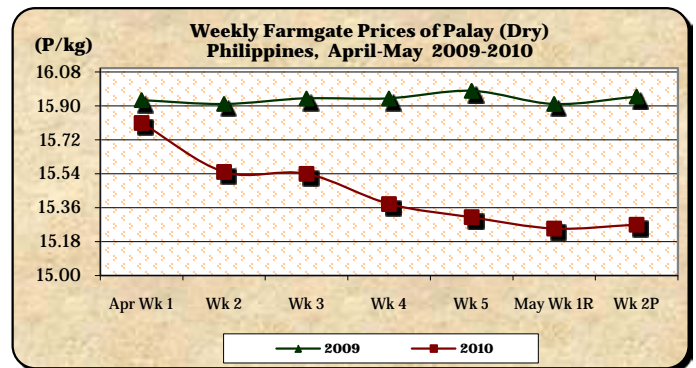


A. Farmgate Price of Palay

* Price at farmgate recovered from series of weekly decreases.

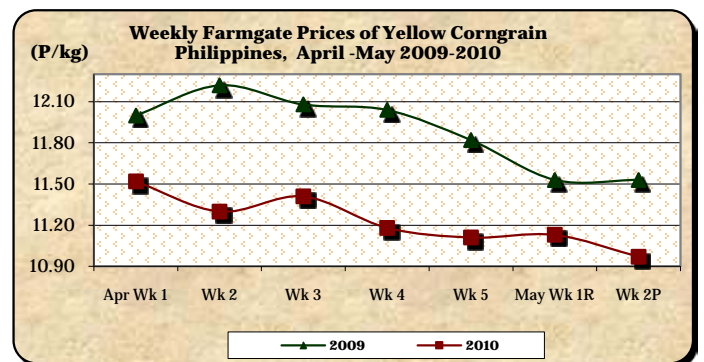
- The average price of P15.27/kg was 0.13% higher than last week's price but was 4.26% lower than last year's level.



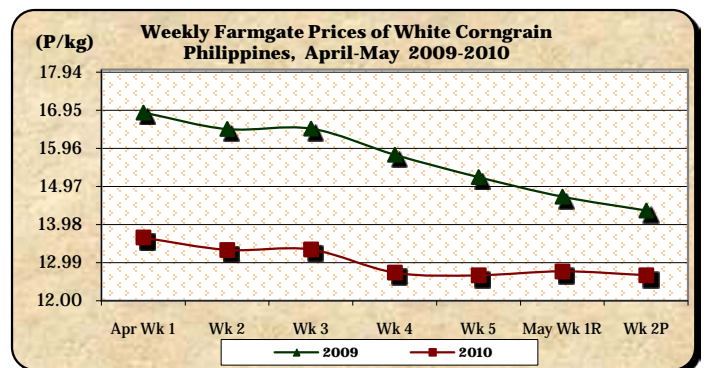
B. Farmgate Prices of Corngrain, Yellow and White

* Prices of both yellow and white corngrains went down after last week's recovery.

- Yellow corngrain price at P10.97/kg was down by 1.44% and 4.86% relative to prices of last week and last year, respectively.



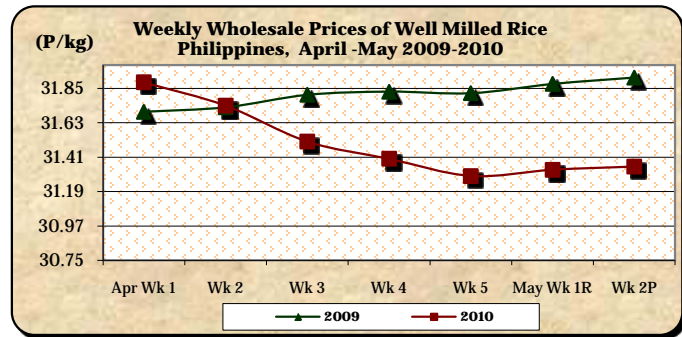
- White corngrain price at P12.66/kg slid by 0.78% from last week's P12.76/kg and by 11.72% from last year's P14.34/kg.



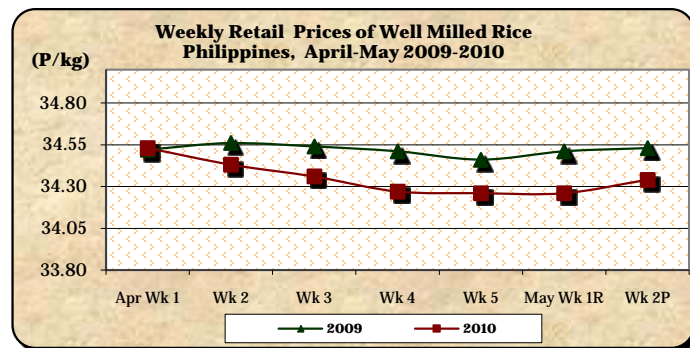
C. Wholesale and Retail Prices of Well Milled Rice (WMR)

* Prices at both wholesale and retail levels registered increments.

■ The average wholesale price of P31.35/kg was 0.06% **above** last week's price but was 1.79% **below** last year's level.



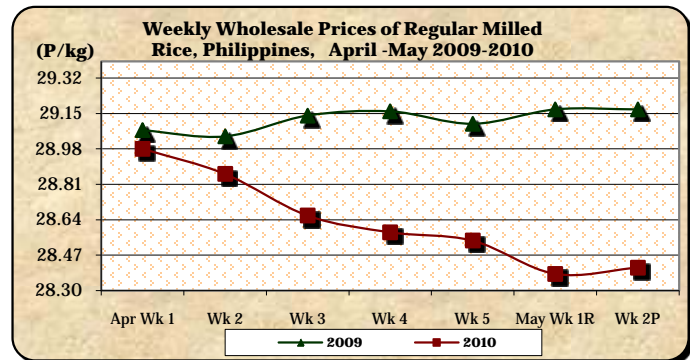
■ The average retail price of P34.34/kg indicated a 0.23% **increase** from last week's P34.26/kg but posted a 0.55% **cut** relative to last year's P34.53/kg.



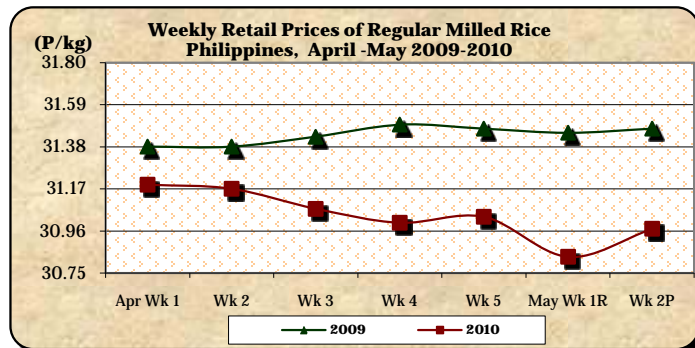
D. Wholesale and Retail Prices of Regular Milled Rice (RMR)

* Both wholesale and retail prices indicated mark-ups.

■ At wholesale, the average price of P28.41/kg was **up** by 0.11% from last week's quotation but was **down** by 2.61% relative to last year's level.



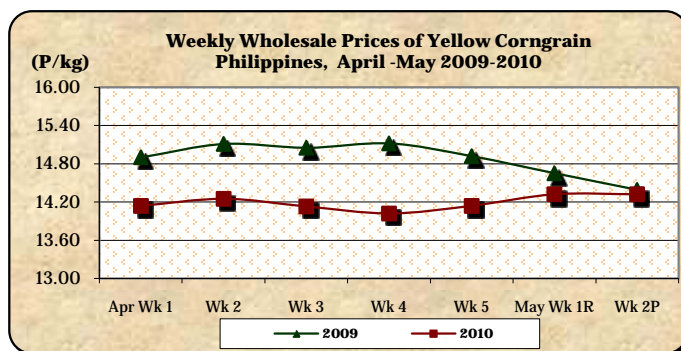
■ At retail, the average price of P30.97/kg was 0.45% **above** last week's P30.83/kg but was 1.59% **below** last year's P31.47/kg.



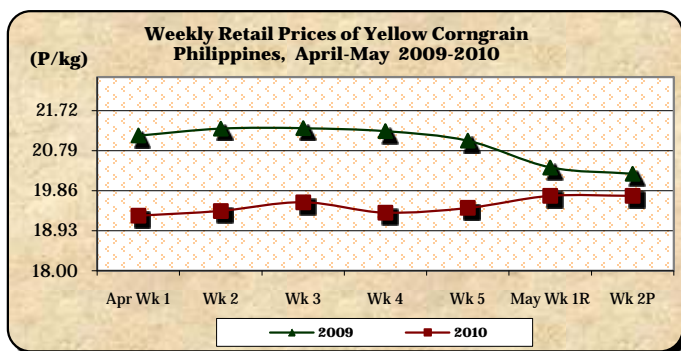
E. Wholesale and Retail Prices of Corngrain, Yellow

* Prices at both wholesale and retail levels remained at last week's levels.

- The average wholesale price remained at last week's level of 14.32/kg. Compared to 2009 level, this was 0.49% **lower**.



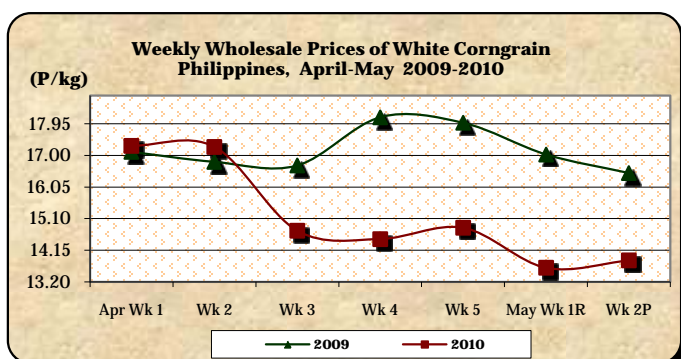
- The average retail price was unchanged at P19.74/kg. Relative to last year's record, this was **down** by 2.52%.



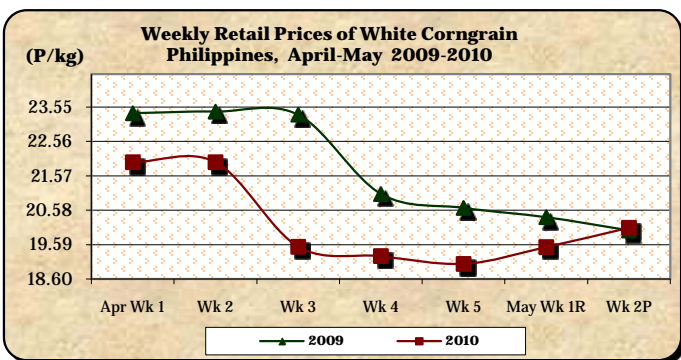
F. Wholesale and Retail Prices of Corngrain, White

* Prices moved up at both wholesale and retail levels.

- At wholesale, the average price of P13.85/kg **increased** by 1.61% from last week's report but **decreased** by 15.91% from that of last year.



- At retail, the average price of P20.08/kg posted **increments** of 2.87% and 0.40% relative to prices of last week and last year, respectively.



Annex 1

Comparative Weekly Farmgate, Wholesale and Retail Prices of Palay, Rice and Corn, Philippines

Month/Week	Palay (Dry)				Well Milled Rice (WMR)							
	Farmgate Prices				Wholesale Prices				Retail Prices			
	2009	2010	% Change		2009	2010	% Change		2009	2010	% Change	
(1)	(2)	(3)	(3)/(2)	(weekly)	(6)	(7)	(7)/(6)	(weekly)	(10)	(11)	(11)/(10)	(weekly)
Apr Wk 1	15.93	15.81	-0.75	-1.31	31.70	31.89	0.60	0.03	34.52	34.53	0.03	-0.17
Wk 2	15.91	15.55	-2.26	-1.64	31.73	31.74	0.03	-0.47	34.56	34.43	-0.38	-0.29
Wk 3	15.94	15.54	-2.51	-0.06	31.81	31.51	-0.94	-0.72	34.54	34.36	-0.52	-0.20
Wk 4	15.94	15.38	-3.51	-1.03	31.83	31.40	-1.35	-0.35	34.51	34.27	-0.70	-0.26
Wk 5	15.98	15.31	-4.19	-0.46	31.82	31.29	-1.67	-0.35	34.46	34.26	-0.58	-0.03
May Wk 1R	15.91	15.25	-4.15	-0.39	31.88	31.33	-1.73	0.13	34.51	34.26	-0.72	0.00
Wk 2P	15.95	15.27	-4.26	0.13	31.92	31.35	-1.79	0.06	34.53	34.34	-0.55	0.23

Month/Week	Regular Milled Rice (RMR)							
	Wholesale Prices				Retail Prices			
	2009	2010	% Change		2009	2010	% Change	
(1)	(2)	(3)	(3)/(2)	(weekly)	(6)	(7)	(7)/(6)	(weekly)
Apr Wk 1	29.07	28.98	-0.31	0.00	31.38	31.19	-0.61	-0.03
Wk 2	29.04	28.86	-0.62	-0.41	31.38	31.17	-0.67	-0.06
Wk 3	29.14	28.66	-1.65	-0.69	31.43	31.07	-1.15	-0.32
Wk 4	29.16	28.58	-1.99	-0.28	31.49	31.00	-1.56	-0.23
Wk 5	29.10	28.54	-1.92	-0.14	31.47	31.03	-1.40	0.10
May Wk 1R	29.17	28.38	-2.71	-0.56	31.45	30.83	-1.97	-0.64
Wk 2P	29.17	28.41	-2.61	0.11	31.47	30.97	-1.59	0.45

Month/Week	Corngrain, Yellow											
	Farmgate Prices				Wholesale Prices				Retail Prices			
	2009	2010	% Change		2009	2010	% Change		2009	2010	% Change	
(1)	(2)	(3)	(3)/(2)	(weekly)	(6)	(7)	(7)/(6)	(weekly)	(10)	(11)	(11)/(10)	(weekly)
Apr Wk 1	12.00	11.52	-4.00	0.44	14.90	14.14	-5.10	-1.39	21.14	19.28	-8.80	-0.26
Wk 2	12.22	11.30	-7.53	-1.91	15.11	14.25	-5.69	0.78	21.30	19.39	-8.97	0.57
Wk 3	12.08	11.41	-5.55	0.97	15.05	14.13	-6.11	-0.84	21.31	19.59	-8.07	1.03
Wk 4	12.04	11.18	-7.14	-2.02	15.12	14.02	-7.28	-0.78	21.24	19.35	-8.90	-1.23
Wk 5	11.82	11.11	-6.01	-0.63	14.92	14.14	-5.23	0.86	21.02	19.46	-7.42	0.57
May Wk 1R	11.53	11.13	-3.47	0.18	14.65	14.32	-2.25	1.27	20.40	19.74	-3.24	1.44
Wk 2P	11.53	10.97	-4.86	-1.44	14.39	14.32	-0.49	0.00	20.25	19.74	-2.52	0.00

Month/Week	Corngrain, White											
	Farmgate Prices				Wholesale Prices				Retail Prices			
	2009	2010	% Change		2009	2010	% Change		2009	2010	% Change	
(1)	(2)	(3)	(3)/(2)	(weekly)	(6)	(7)	(7)/(6)	(weekly)	(10)	(11)	(11)/(10)	(weekly)
Apr Wk 1	16.89	13.64	-19.24	-0.07	17.11	17.29	1.05	-0.52	23.37	21.96	-6.03	0.00
Wk 2	16.46	13.32	-19.08	-2.35	16.81	17.26	2.68	-0.17	23.42	21.96	-6.23	0.00
Wk 3	16.47	13.33	-19.06	0.08	16.70	14.74	-11.74	-14.60	23.33	19.53	-16.29	-11.07
Wk 4	15.79	12.73	-19.38	-4.50	18.15	14.49	-20.17	-1.70	21.05	19.26	-8.50	-1.38
Wk 5	15.21	12.66	-16.77	-0.55	17.98	14.83	-17.52	2.35	20.65	19.04	-7.80	-1.14
May Wk 1R	14.70	12.76	-13.20	0.79	17.03	13.63	-19.96	-8.09	20.38	19.52	-4.22	2.52
Wk 2P	14.34	12.66	-11.72	-0.78	16.47	13.85	-15.91	1.61	20.00	20.08	0.40	2.87

Note: R-revised; P-preliminary

