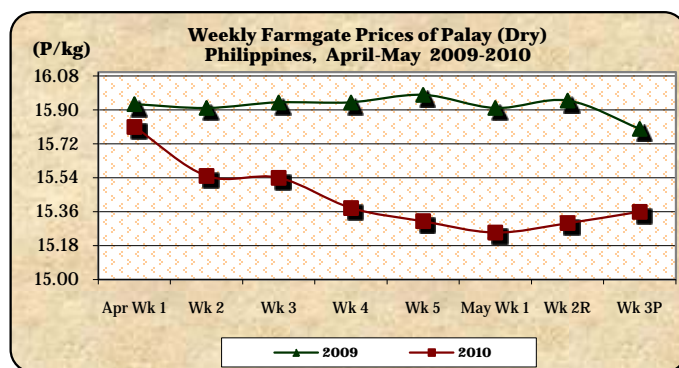


A. Farmgate Price of Palay

* Price at farmgate continued to increase at a rate faster than last week's movement.

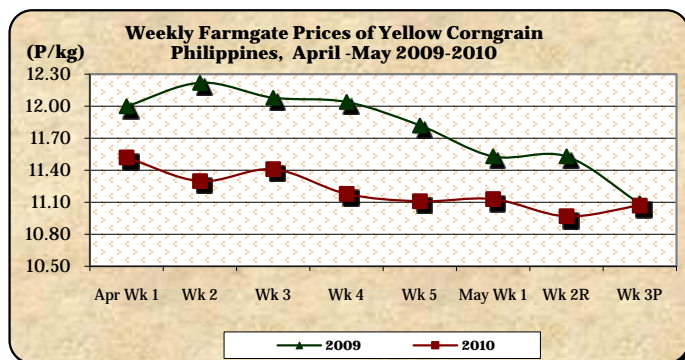
- The average price of P15.36/kg was **up** by 0.39% from last week's price but was **down** by 2.78% relative to last year's quotation.



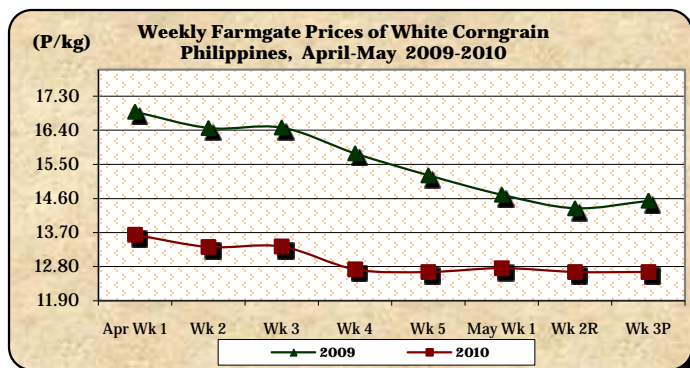
B. Farmgate Prices of Corngrain, Yellow and White

* Price of yellow corngrain went up after last week's downward movement while that of white corngrain remained at last week's level.

- Yellow corngrain price at P11.07/kg was 0.91% **above** last week's P10.97/kg but was 0.18% **below** last year's P11.09/kg.



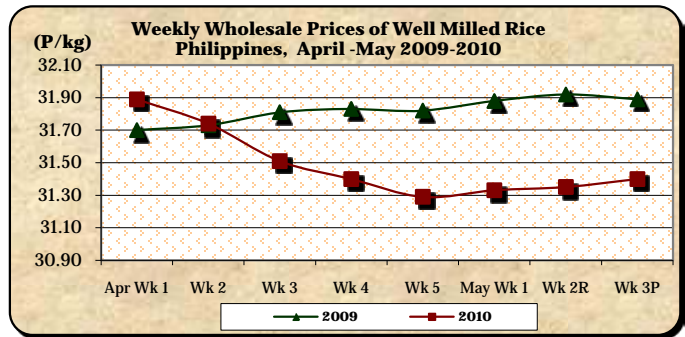
- White corngrain price was **unchanged** at last week's level of P12.66/kg. Compared to 2009 report, it was **lower** by 12.93%.



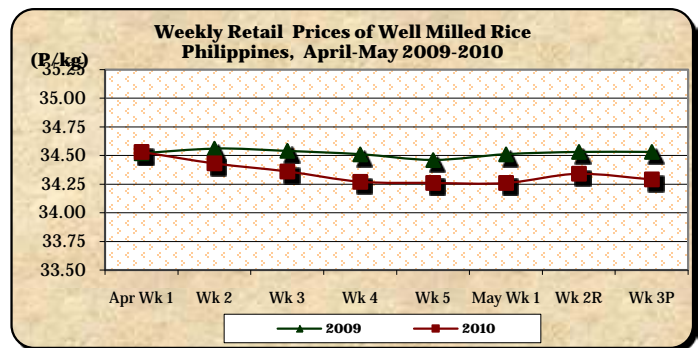
C. Wholesale and Retail Prices of Well Milled Rice (WMR)

* Price at wholesale continued to increase but price at retail moved down.

■ The average wholesale price of P31.40/kg **rose** by 0.16% from last week's price but **fell** by 1.54% from last year's level.



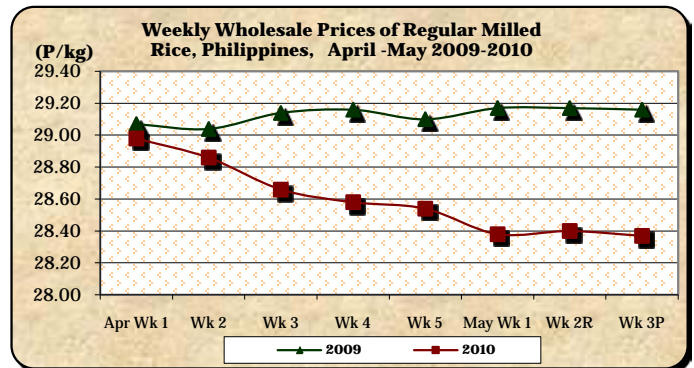
■ The average retail price of P34.29/kg **dropped** by 0.15% and 0.70% relative to the prices of last week and last year, respectively.



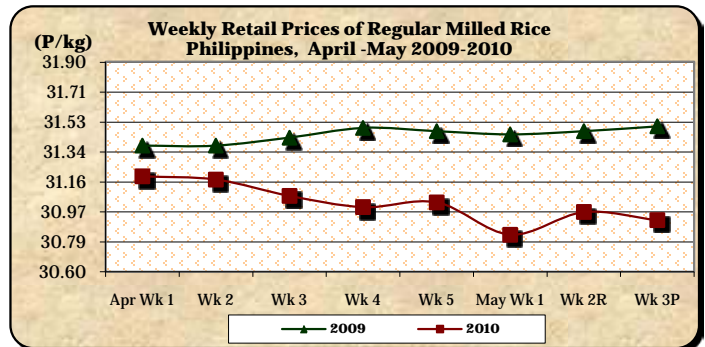
D. Wholesale and Retail Prices of Regular Milled Rice (RMR)

* Both wholesale and retail prices slid after registering mark-ups last week.

■ At wholesale, the average price of P28.37/kg posted **cuts** of 0.11% from last week's P28.40/kg and 2.71% from last year's P29.16/kg.



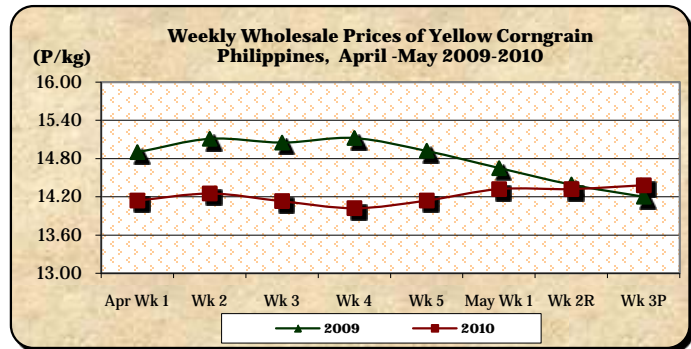
■ At retail, the average price of P30.92/kg indicated **decrements** of 0.16% from last week's price and 1.84% from last year's quotation.



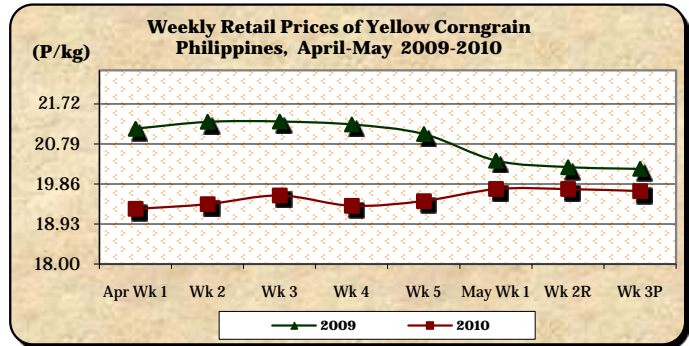
E. Wholesale and Retail Prices of Corngrain, Yellow

* Wholesale price went up but retail price moved down.

- The average wholesale price of P14.38/kg recorded **increments** of 0.42% from last week's level and 1.27% from 2009 price.



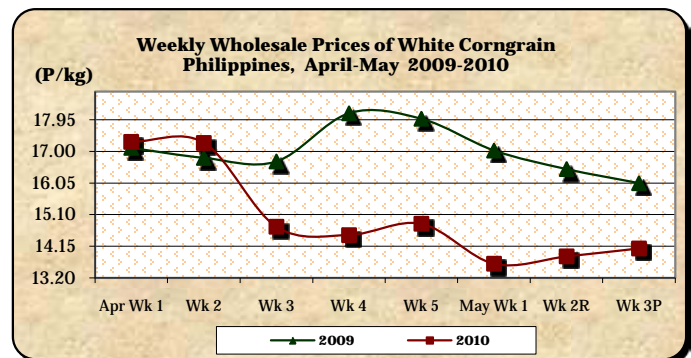
- The average retail price of P19.69/kg registered **reductions** of 0.25% from last week's price and 2.57% from last year's record.



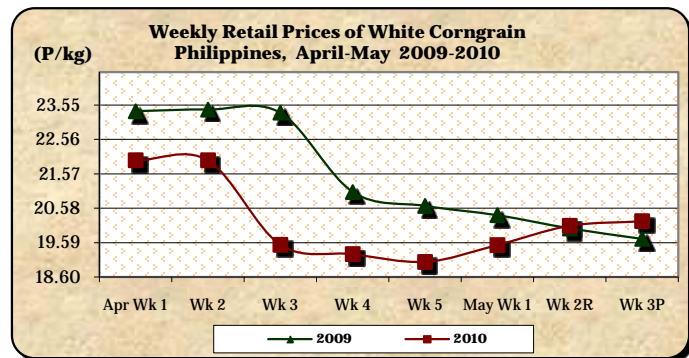
F. Wholesale and Retail Prices of Corngrain, White

* Prices at both wholesale and retail levels sustained mark-ups.

- At wholesale, the average price of P14.09/kg **increased** by 1.73% from last week's report but **decreased** by 12.21% from that of last year.



- At retail, the average price of P20.21/kg posted **increments** of 0.65% and 2.59% relative to prices of last week and last year, respectively.



Annex 1

Comparative Weekly Farmgate, Wholesale and Retail Prices of Palay, Rice and Corn, Philippines

Month/Week	Palay (Dry)				Well Milled Rice (WMR)							
	Farmgate Prices				Wholesale Prices				Retail Prices			
	2009	2010	% Change		2009	2010	% Change		2009	2010	% Change	
(1)	(2)	(3)	(3)/(2)	(weekly)	(6)	(7)	(7)/(6)	(weekly)	(10)	(11)	(11)/(10)	(weekly)
Apr Wk 1	15.93	15.81	-0.75	-1.31	31.70	31.89	0.60	0.03	34.52	34.53	0.03	-0.17
Wk 2	15.91	15.55	-2.26	-1.64	31.73	31.74	0.03	-0.47	34.56	34.43	-0.38	-0.29
Wk 3	15.94	15.54	-2.51	-0.06	31.81	31.51	-0.94	-0.72	34.54	34.36	-0.52	-0.20
Wk 4	15.94	15.38	-3.51	-1.03	31.83	31.40	-1.35	-0.35	34.51	34.27	-0.70	-0.26
Wk 5	15.98	15.31	-4.19	-0.46	31.82	31.29	-1.67	-0.35	34.46	34.26	-0.58	-0.03
May Wk 1	15.91	15.25	-4.15	-0.39	31.88	31.33	-1.73	0.13	34.51	34.26	-0.72	0.00
Wk 2R	15.95	15.30	-4.08	0.33	31.92	31.35	-1.79	0.06	34.53	34.34	-0.55	0.23
Wk 3P	15.80	15.36	-2.78	0.39	31.89	31.40	-1.54	0.16	34.53	34.29	-0.70	-0.15

Month/Week	Regular Milled Rice (RMR)							
	Wholesale Prices				Retail Prices			
	2009	2010	% Change		2009	2010	% Change	
(1)	(2)	(3)	(3)/(2)	(weekly)	(6)	(7)	(7)/(6)	(weekly)
Apr Wk 1	29.07	28.98	-0.31	0.00	31.38	31.19	-0.61	-0.03
Wk 2	29.04	28.86	-0.62	-0.41	31.38	31.17	-0.67	-0.06
Wk 3	29.14	28.66	-1.65	-0.69	31.43	31.07	-1.15	-0.32
Wk 4	29.16	28.58	-1.99	-0.28	31.49	31.00	-1.56	-0.23
Wk 5	29.10	28.54	-1.92	-0.14	31.47	31.03	-1.40	0.10
May Wk 1	29.17	28.38	-2.71	-0.56	31.45	30.83	-1.97	-0.64
Wk 2R	29.17	28.40	-2.64	0.07	31.47	30.97	-1.59	0.45
Wk 3P	29.16	28.37	-2.71	-0.11	31.50	30.92	-1.84	-0.16

Month/Week	Corngrain, Yellow											
	Farmgate Prices				Wholesale Prices				Retail Prices			
	2009	2010	% Change		2009	2010	% Change		2009	2010	% Change	
(1)	(2)	(3)	(3)/(2)	(weekly)	(6)	(7)	(7)/(6)	(weekly)	(10)	(11)	(11)/(10)	(weekly)
Apr Wk 1	12.00	11.52	-4.00	0.44	14.90	14.14	-5.10	-1.39	21.14	19.28	-8.80	-0.26
Wk 2	12.22	11.30	-7.53	-1.91	15.11	14.25	-5.69	0.78	21.30	19.39	-8.97	0.57
Wk 3	12.08	11.41	-5.55	0.97	15.05	14.13	-6.11	-0.84	21.31	19.59	-8.07	1.03
Wk 4	12.04	11.18	-7.14	-2.02	15.12	14.02	-7.28	-0.78	21.24	19.35	-8.90	-1.23
Wk 5	11.82	11.11	-6.01	-0.63	14.92	14.14	-5.23	0.86	21.02	19.46	-7.42	0.57
May Wk 1	11.53	11.13	-3.47	0.18	14.65	14.32	-2.25	1.27	20.40	19.74	-3.24	1.44
Wk 2R	11.53	10.97	-4.86	-1.44	14.39	14.32	-0.49	0.00	20.25	19.74	-2.52	0.00
Wk 3P	11.09	11.07	-0.18	0.91	14.20	14.38	1.27	0.42	20.21	19.69	-2.57	-0.25

Month/Week	Corngrain, White											
	Farmgate Prices				Wholesale Prices				Retail Prices			
	2009	2010	% Change		2009	2010	% Change		2009	2010	% Change	
(1)	(2)	(3)	(3)/(2)	(weekly)	(6)	(7)	(7)/(6)	(weekly)	(10)	(11)	(11)/(10)	(weekly)
Apr Wk 1	16.89	13.64	-19.24	-0.07	17.11	17.29	1.05	-0.52	23.37	21.96	-6.03	0.00
Wk 2	16.46	13.32	-19.08	-2.35	16.81	17.26	2.68	-0.17	23.42	21.96	-6.23	0.00
Wk 3	16.47	13.33	-19.06	0.08	16.70	14.74	-11.74	-14.60	23.33	19.53	-16.29	-11.07
Wk 4	15.79	12.73	-19.38	-4.50	18.15	14.49	-20.17	-1.70	21.05	19.26	-8.50	-1.38
Wk 5	15.21	12.66	-16.77	-0.55	17.98	14.83	-17.52	2.35	20.65	19.04	-7.80	-1.14
May Wk 1	14.70	12.76	-13.20	0.79	17.03	13.63	-19.96	-8.09	20.38	19.52	-4.22	2.52
Wk 2R	14.34	12.66	-11.72	-0.78	16.47	13.85	-15.91	1.61	20.00	20.08	0.40	2.87
Wk 3P	14.54	12.66	-12.93	0.00	16.05	14.09	-12.21	1.73	19.70	20.21	2.59	0.65

Note: R-revised; P-preliminary

